

US00D386338S

United States Patent [19]

[11] Patent Number: Des. 386,338

Hadtke et al.

[45] Date of Patent: **Nov. 18, 1997

[54] CUP DISPENSER

[75] Inventors: **Frederick Hadtke**, New Providence;
Jonathan E. Rush, Phillipsburg, both
of N.J.

[73] Assignee: **James River Corporation of Virginia**,
Richmond, Va.

[**] Term: 14 Years

[21] Appl. No.: 50,985

[22] Filed: Mar. 1, 1996

[51] LOC (6) Cl. 07-06

[52] U.S. Cl. D6/516; D7/619

[58] Field of Search D6/516, 515, 518,
D6/522, 523, 535, 534, 524; D7/507, 619;
206/427, 390, 139, 446, 517; 221/45, 279,
280, 303, 56-59; 211/13

[56] References Cited

U.S. PATENT DOCUMENTS

- D. 117,408 10/1939 Steh D6/534
- D. 122,669 9/1940 Hope D6/516 X
- D. 137,639 4/1944 Steh D6/534
- D. 201,911 8/1965 Wark et al. D6/516

- D. 264,782 6/1982 Thompson D6/534
- D. 293,062 12/1987 Levine D6/516 X
- D. 345,676 4/1994 Biffle D7/619
- D. 347,974 6/1994 McBride D7/619
- 2,273,644 2/1942 Hope .
- 3,203,587 8/1965 Mount et al. .
- 4,199,076 4/1980 Brown .

FOREIGN PATENT DOCUMENTS

1062306 3/1967 United Kingdom .

Primary Examiner—Susan J. Lucas

Assistant Examiner—Pamela Burgess

Attorney, Agent, or Firm—Sixbey, Friedman, Leedom &
Ferguson, P.C.; Charles M. Leedom, Jr.; Donald R.
Studebaker

[57] CLAIM

The ornamental design for a cup dispenser, as shown and
described.

DESCRIPTION

FIG. 1 is a side elevational view of a cup dispenser showing
our new design, the undisclosed rear being a mirror image;
FIG. 2 is a top plan view of the cup dispenser of FIG. 1; and,
FIG. 3 is a bottom plan view of the cup dispenser of FIG. 1.

1 Claim, 1 Drawing Sheet




FIG. 1




FIG. 2

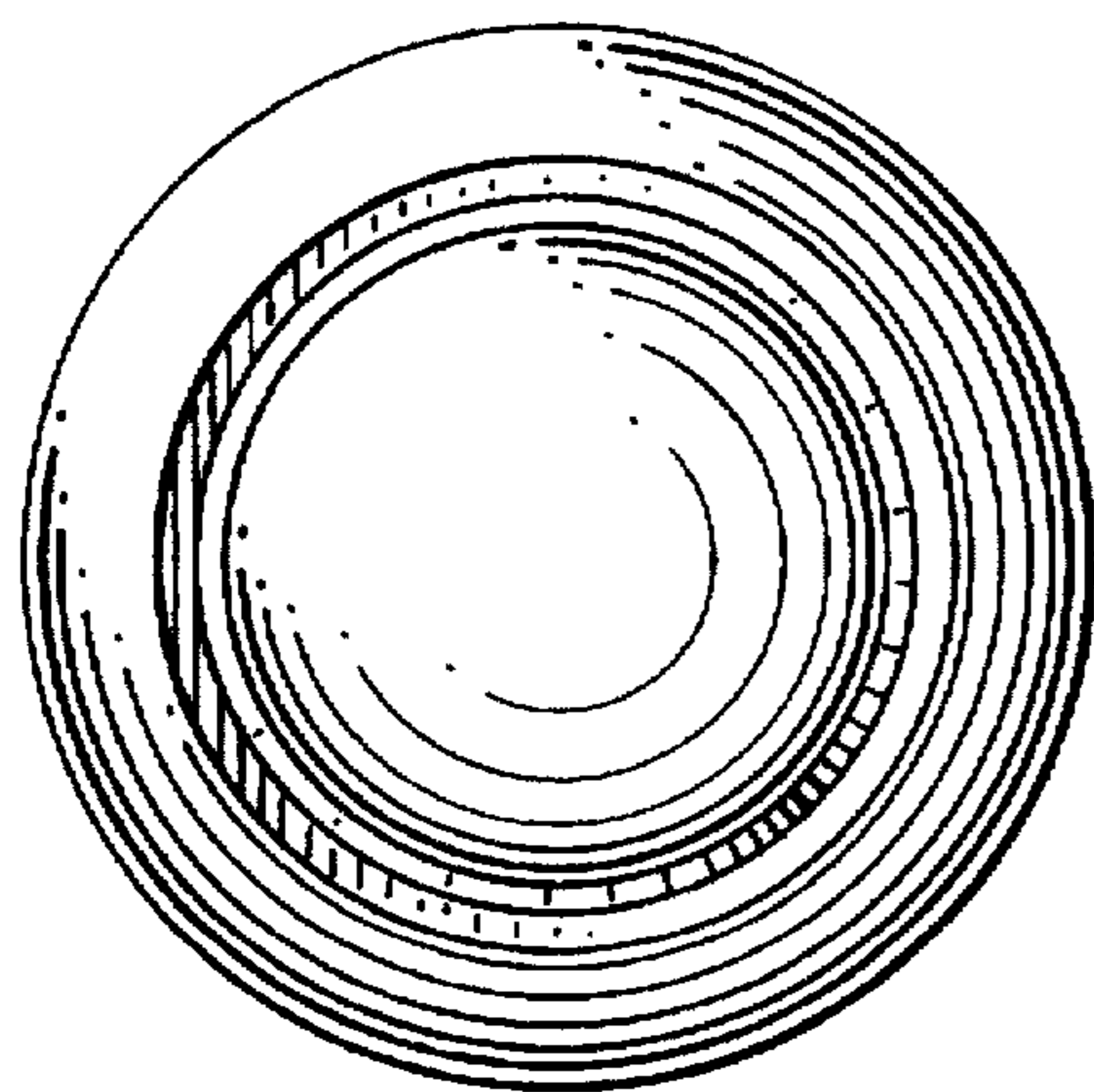


FIG. 3

