

US00D386334S

United States Patent [19] Wells

[11] Patent Number: Des. 386,334
[45] Date of Patent: **Nov. 18, 1997

[54] TOP PORTION OF A SPRING CORE

4,817,924 4/1989 Thoenen .
4,942,636 7/1990 Scott et al. 267/91

[75] Inventor: Thomas J. Wells, Carthage, Mo.

FOREIGN PATENT DOCUMENTS

[73] Assignee: L&P Property Management Company, Chicago, Ill.

386251 1/1933 United Kingdom .
1376281 12/1974 United Kingdom .

[**] Term: 14 Years

Primary Examiner—Janice E. Seeger
Attorney, Agent, or Firm—Wood, Herron & Evans

[21] Appl. No.: 51,699

[57] CLAIM

[22] Filed: Mar. 15, 1996

The ornamental design for a top portion of a spring core, as shown and described.

[51] LOC (6) Cl. 06-06

[52] U.S. Cl. D6/504; D6/606

[58] Field of Search D6/504, 605, 606;
5/246-248, 255, 257; 267/91

DESCRIPTION

[56] References Cited

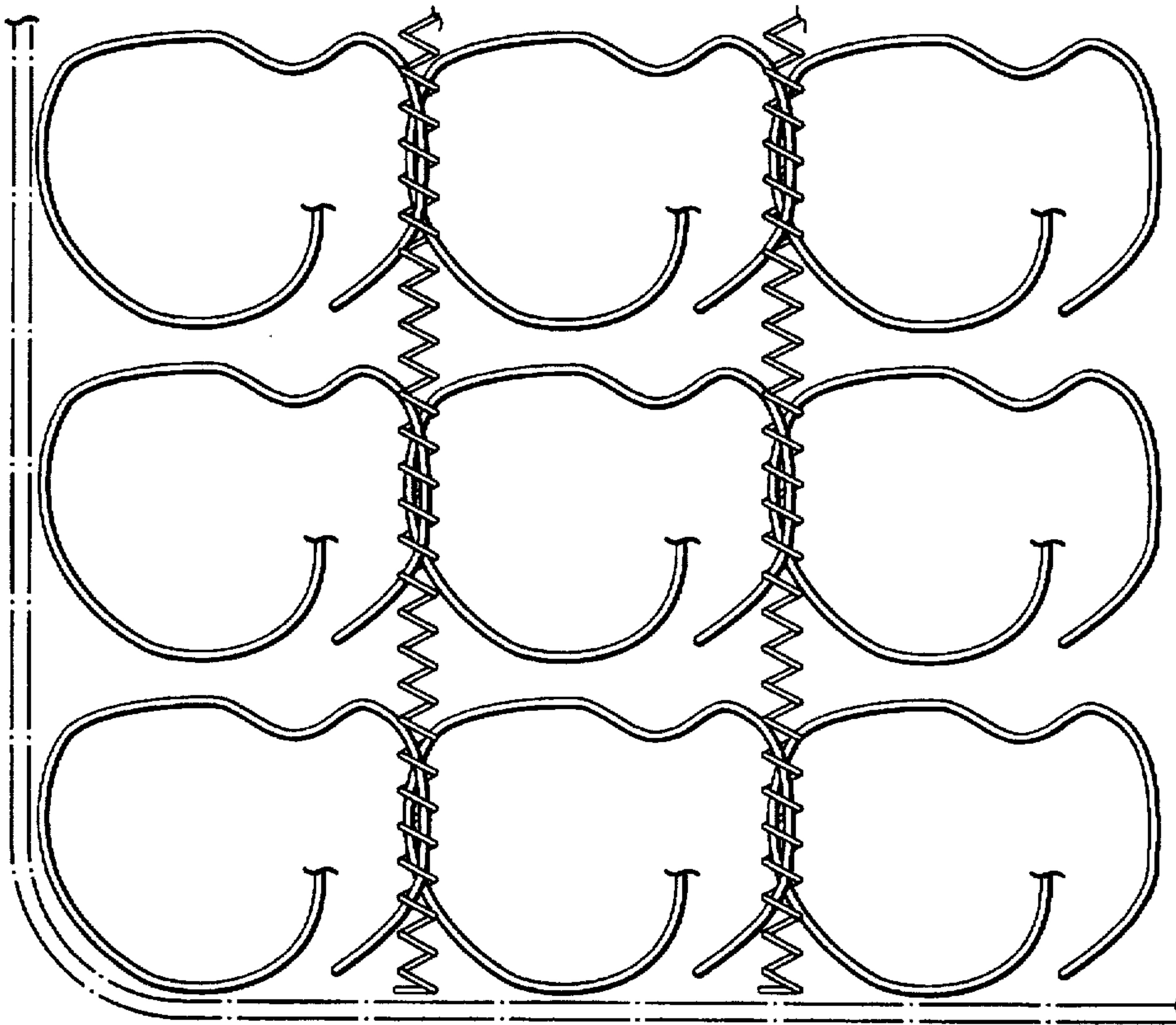
U.S. PATENT DOCUMENTS

- 664,756 12/1900 Hunt .
- 1,337,320 4/1920 Karr .
- 1,744,389 1/1930 Karr .
- 1,798,885 3/1931 Karr .
- 1,887,058 11/1932 Karr .
- 1,897,309 2/1933 Karr .
- 1,938,489 12/1933 Karr .
- 2,374,850 5/1945 Wunderlich .
- 2,581,686 1/1952 McRoskey .
- 3,533,114 10/1970 Karpen .
- 4,609,186 9/1986 Thoenen .
- 4,726,572 2/1988 Flesher et al. .
- 4,781,360 11/1988 Ramsey 5/248 X

FIG. 1 is a top plan view of a top portion of a spring core, showing my new design;
 FIG. 2 is an enlarged view taken from section 2 of FIG. 1;
 FIG. 3 is a side elevational view;
 FIG. 4 is an enlarged view taken from section 4 of FIG. 3;
 FIG. 5 is an elevational view, showing the side opposite that shown in FIG. 3;
 FIG. 6 is an enlarged view taken from section 6 of FIG. 5;
 FIG. 7 is an end elevational view;
 FIG. 8 is an enlarged view taken from section 8 of FIG. 7;
 FIG. 9 is an end elevational view showing the end opposite that shown in FIG. 7; and,
 FIG. 10 is an enlarged view taken from section 10 in FIG. 9.

The broken lines are for environmental purposes only and form no part of the claimed design.

1 Claim, 3 Drawing Sheets






FIG. 1

2

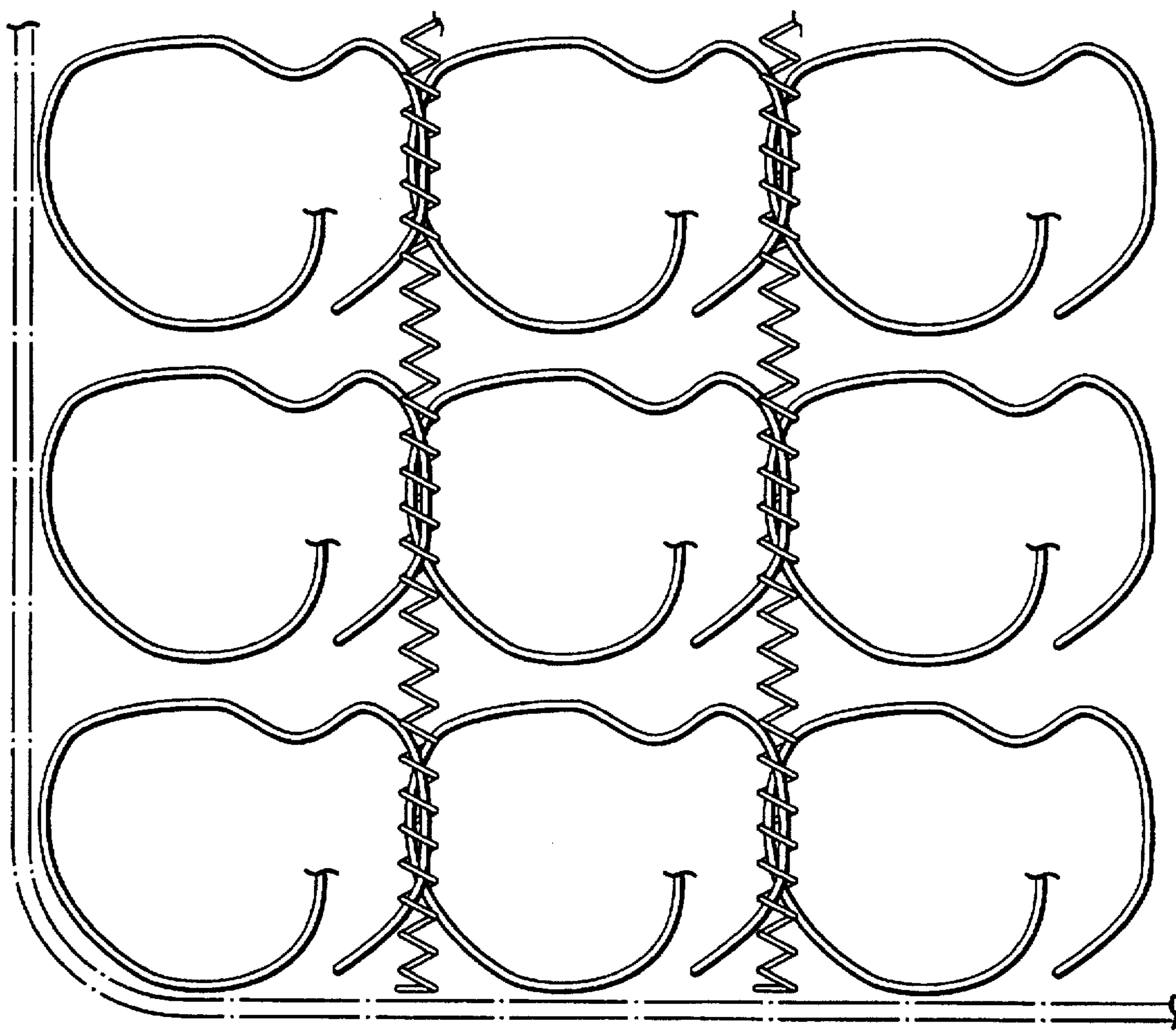


FIG. 2

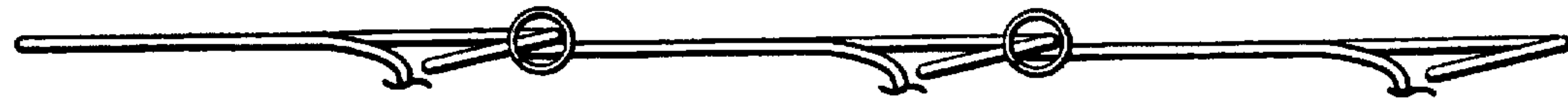


FIG. 4

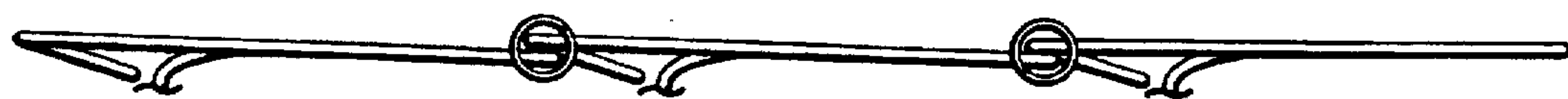


FIG. 6

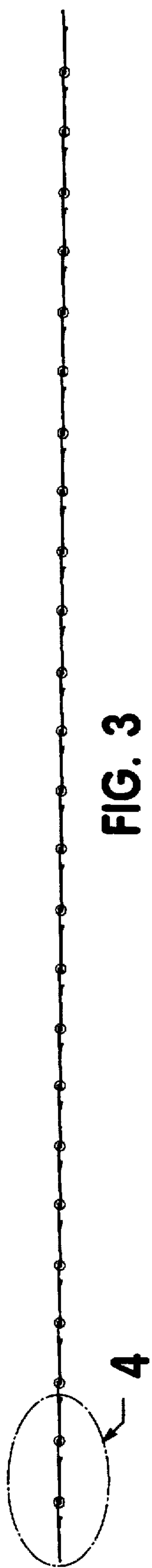


FIG. 3

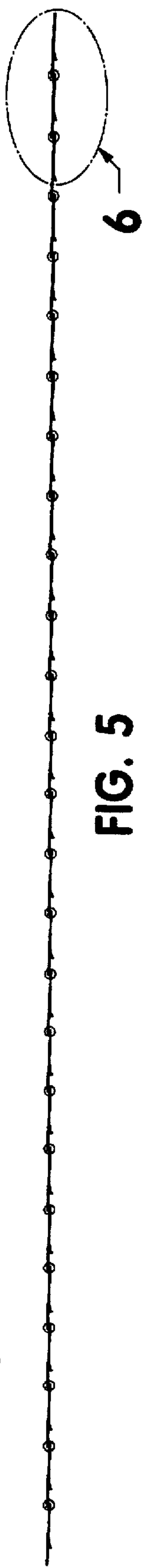


FIG. 5



FIG. 7




FIG. 9



FIG. 8

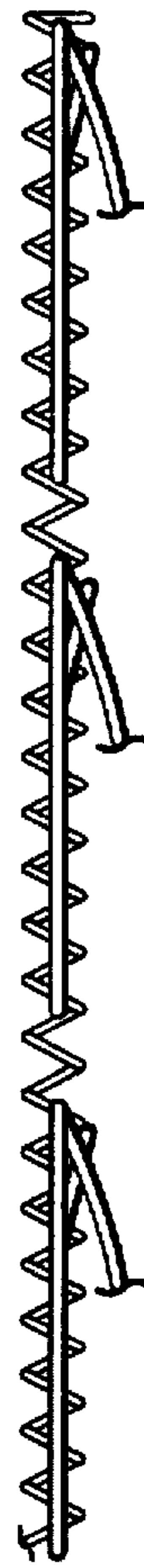


FIG. 10