

US00D386330S

United States Patent [19]
Russell

[11] **Patent Number: Des. 386,330**
[45] **Date of Patent: **Nov. 18, 1997**

[54] **TABLE LEG**

[75] **Inventor: Robert Russell, Kentwood, Mich.**

[73] **Assignee: Hon Industries Inc., Muscatine, Iowa**

[**] **Term: 14 Years**

[21] **Appl. No.: 55,577**

[22] **Filed: Jun. 7, 1996**

[51] **LOC (6) Cl. 06-06**

[52] **U.S. Cl. D6/495; D25/122**

[58] **Field of Search D6/486, 495, 496,
D6/498, 499; 108/150, 153, 157, 161; D25/119,
120, 124, 125, 122; 248/188, 188.1, 188.8**

[56] **References Cited**

U.S. PATENT DOCUMENTS

D. 316,444 4/1991 Abbestam et al. D25/122

D. 318,130 7/1991 Abbestam et al. D25/122
D. 370,423 6/1996 Nagai et al. D25/120 X
D. 373,832 9/1996 Nomura D25/122
5,379,566 1/1995 Schworer D25/122 X

Primary Examiner—Janice E. Seeger
Attorney, Agent, or Firm—Jones, Day, Reavis & Pogue

[57] **CLAIM**

The ornamental design for a table leg, as shown and described.

DESCRIPTION

FIG. 1 is a side perspective view of a table leg showing my new design;
FIG. 2 is an end view of the table leg, the opposite end view being substantially the mirror image thereof; and,
FIG. 3 is a fractional side view, the other side views being substantially identical thereto.

1 Claim, 1 Drawing Sheet




FIG. 1




FIG. 2




FIG. 3

