



US00D386329S

United States Patent [19]
Keclik

[11] **Patent Number: Des. 386,329**
[45] **Date of Patent: **Nov. 18, 1997**

[54] **ADJUSTABLE NOVELTY STAND WITH INTERCHANGEABLE POSTS**

[76] **Inventor: James J. Keclik, 257 Green Mountain Dr., Bolingbrook, Ill. 60440**

[**] **Term: 14 Years**

[21] **Appl. No.: 57,151**

[22] **Filed: Jul. 17, 1996**

[51] **LOC (6) Cl. 06-03**

[52] **U.S. Cl. D6/486; D6/429; D6/496**

[58] **Field of Search D6/480-489, 495, D6/496, 498, 499, 429-431; 108/144, 146, 150, 153, 157, 158, 161; 248/188.4**

[56] **References Cited**

U.S. PATENT DOCUMENTS

D. 24,855	11/1895	Trapp	D6/496
D. 276,713	12/1984	Kelso	D6/495 X
D. 284,628	7/1986	Liautaud et al.	D6/486
5,116,004	5/1992	Luecke	248/188.4

Primary Examiner—Janice E. Seeger

[57] **CLAIM**

The ornamental design for a adjustable novelty stand with interchangeable posts, as shown and described.

DESCRIPTION

FIG. 1 is a front plan view of the adjustable novelty stand with interchangeable posts of the present invention;
 FIG. 2 is a rear plan view of the adjustable novelty stand with interchangeable posts of FIG. 1;
 FIG. 3 is a right side plan view of the adjustable novelty stand with interchangeable posts of FIG. 1;
 FIG. 4 is a left side plan view of the adjustable novelty stand with interchangeable posts of FIG. 1;
 FIG. 5 is a top plan view of the adjustable novelty stand with interchangeable posts of FIG. 1;
 FIG. 6 is a bottom plan view of the adjustable novelty stand with interchangeable posts of FIG. 1; and,
 FIG. 7 is a cross sectional view along line 7—7 of FIG. 5 of the adjustable novelty stand with interchangeable posts of FIG. 1.
 FIGS. 1-6 show a second interchangeable post which is of a greater length.

1 Claim, 3 Drawing Sheets

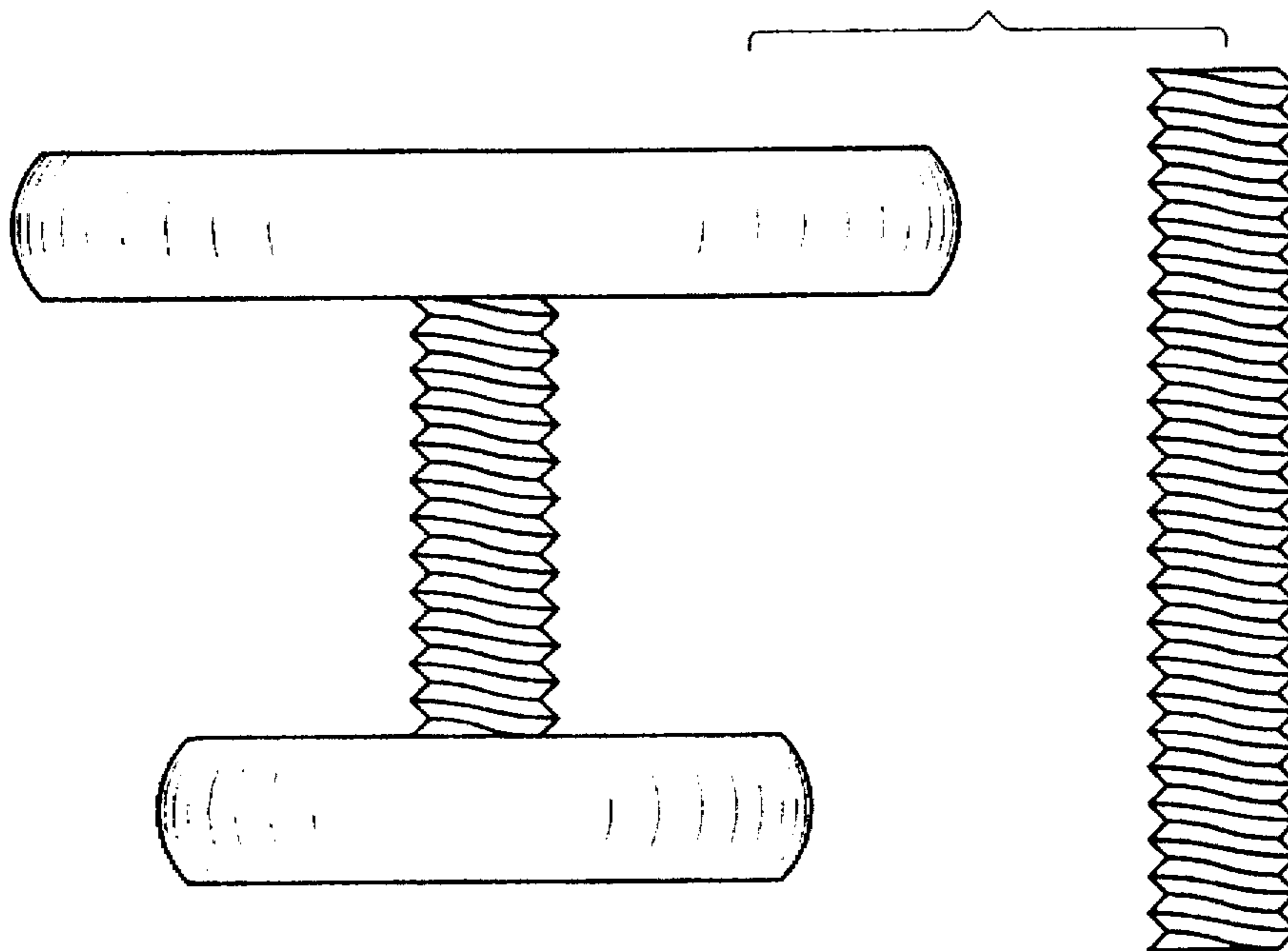


FIG. 1

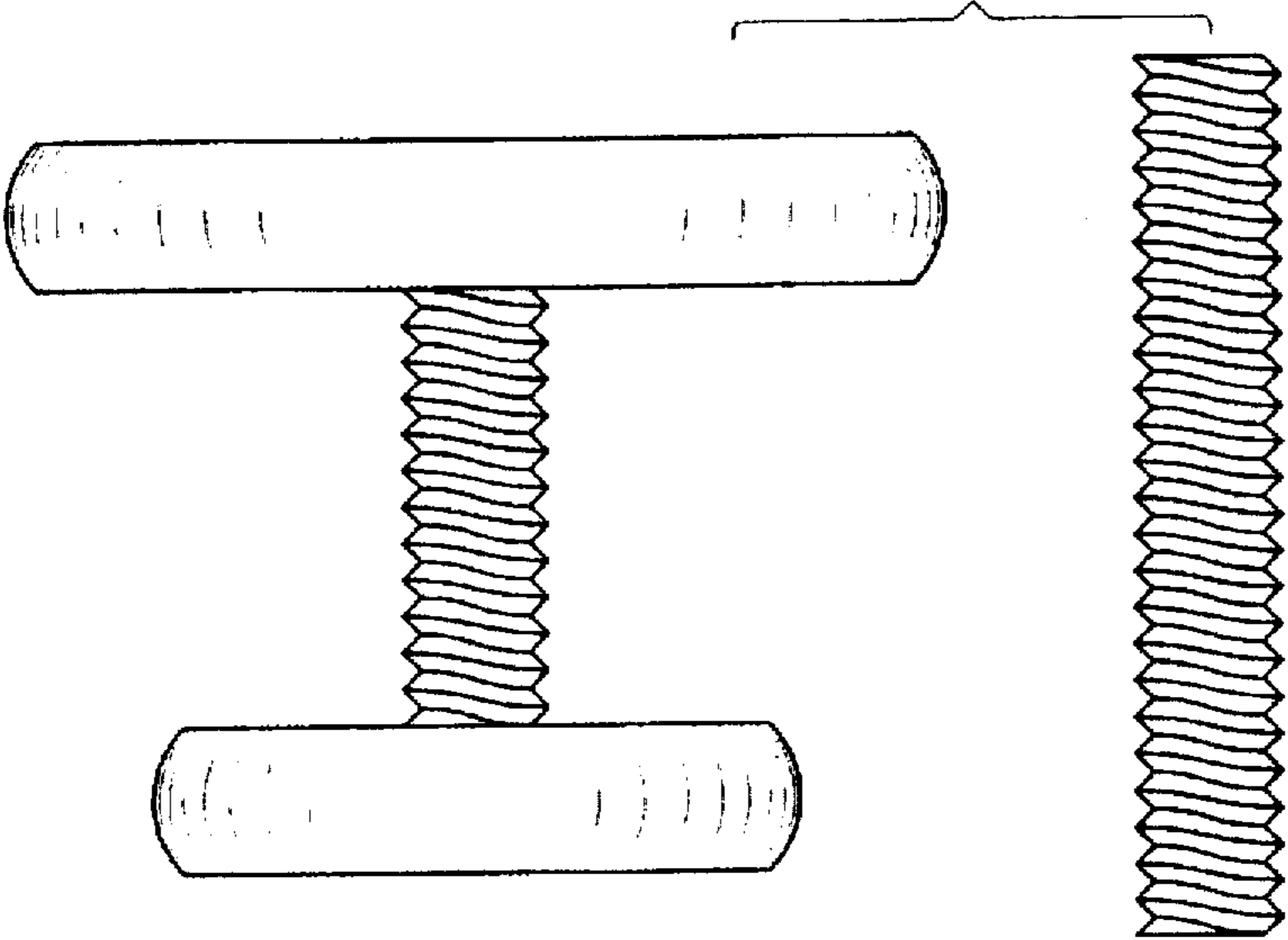


FIG. 2

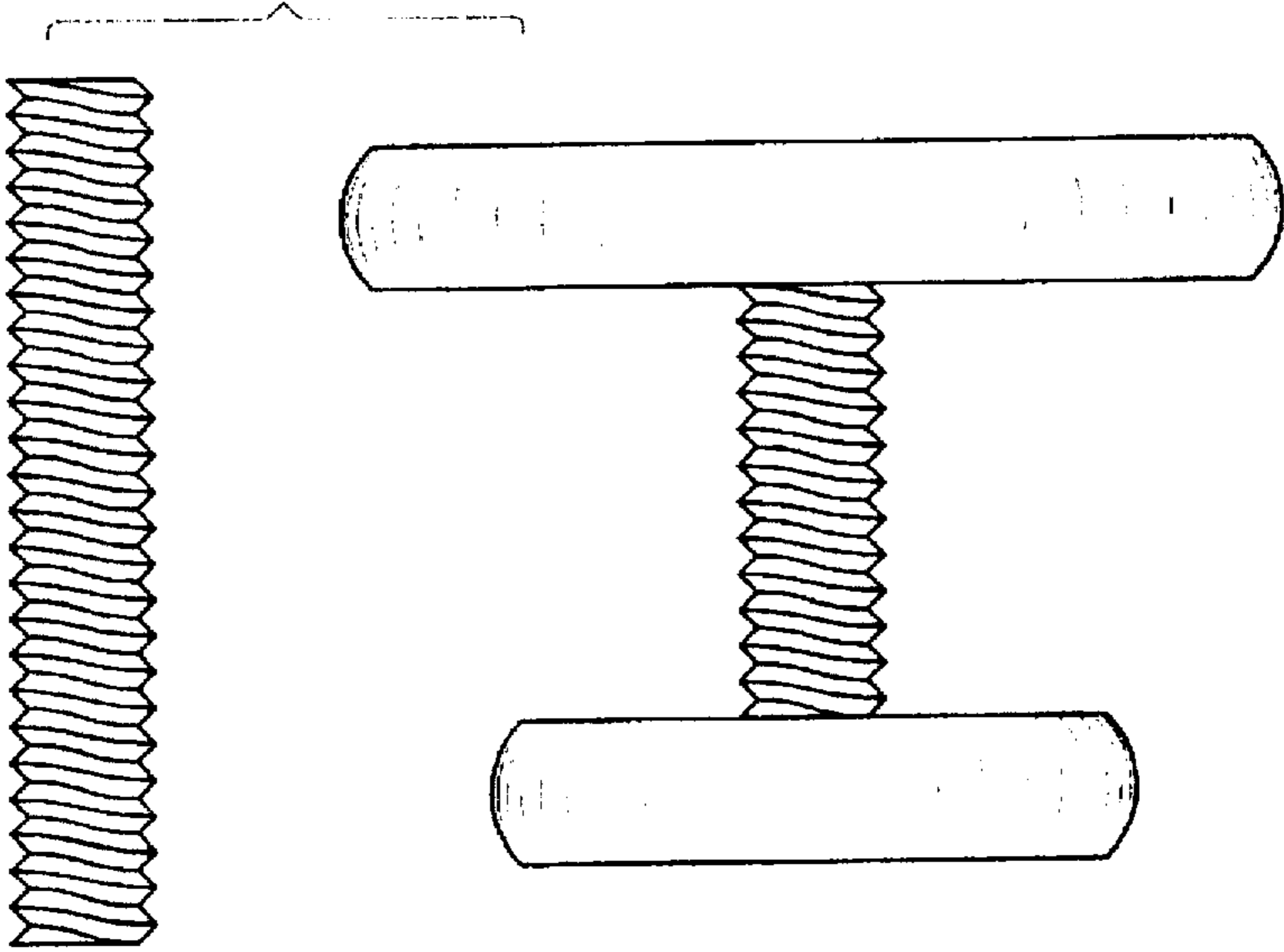


FIG. 3

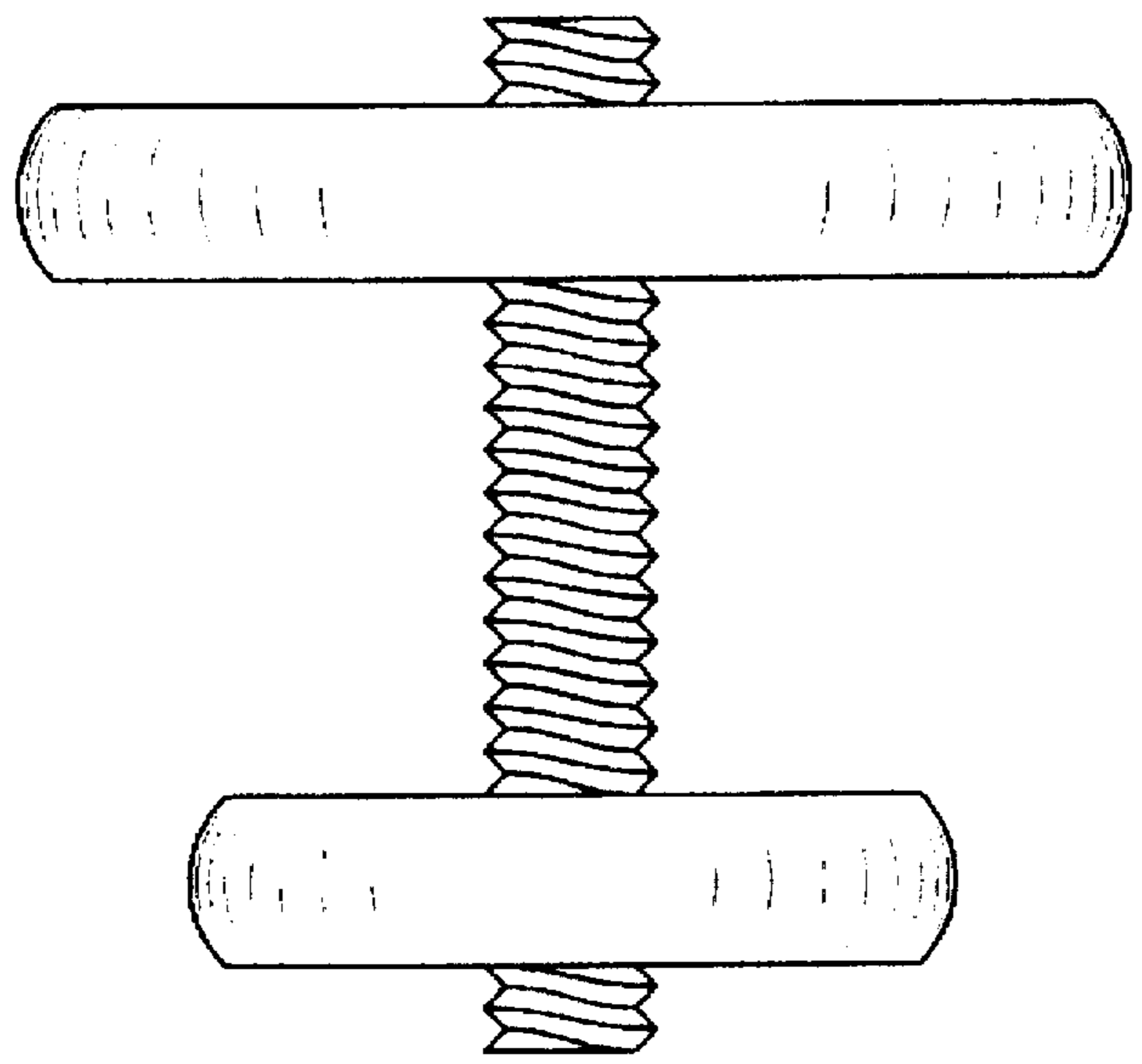


FIG. 4

