



US00D386322S

**United States Patent** [19]  
**Maury**

[11] **Patent Number: Des. 386,322**  
[45] **Date of Patent: \*\*Nov. 18, 1997**

[54] **ASSEMBLED CHAIR**

[76] **Inventor: Lawson Maury, 4790 Kingsgate Pl.,  
Memphis, Tenn. 38117**

[\*\*] **Term: 14 Years**

[21] **Appl. No.: 58,681**

[22] **Filed: Aug. 20, 1996**

[51] **LOC (6) Cl. .... 06-01**

[52] **U.S. Cl. .... D6/370; D6/360; D6/379**

[58] **Field of Search .... D6/334, 335, 360,  
D6/368, 370, 371, 373, 379, 380, 500,  
501, 502; 297/452.63**

[56] **References Cited**

**U.S. PATENT DOCUMENTS**

D. 121,072	6/1940	Johnson	.....	D6/370
D. 198,843	8/1964	Lockskin	.....	D6/370 X
D. 205,507	8/1966	Melchior	.....	D6/334
D. 205,616	8/1966	Melchior	.....	D6/371
D. 335,585	5/1993	Grosfillex	.....	D6/360 X
D. 366,771	2/1996	Lyons	.....	D6/360
655,488	8/1900	Hayes	.	
3,115,367	12/1963	Garipey	.....	297/440
3,727,981	4/1973	Ostroff et al.	.....	297/440
5,026,121	6/1991	Ratalahti	.....	297/440

**OTHER PUBLICATIONS**

Gold Medal Catalog, 1940, p. 7, Settee #55-1 at top right.  
Peerless Folding Furniture, Tucker Duck and Rubber Co.,  
1941 p. 10, Chair #12-F, mid-page left.

*Primary Examiner*—Gary D. Watson  
*Attorney, Agent, or Firm*—Pravel, Hewitt, Kimball &  
Krieger


[57] **CLAIM**

The ornamental design for an “assembled chair”, as shown  
and described.

**DESCRIPTION**

FIG. 1 is a front elevational view of the said “assembled  
chair” illustrating my new design;  
FIG. 2 is a right side elevational view of the said “assembled  
chair” the opposite side being a mirror image thereof;  
FIG. 3 is a rear elevational view thereof;  
FIG. 4 is a bottom plan view thereof;  
FIG. 5 is a top plan view thereof;  
FIG. 6 is a perspective view of the said “assembled chair”;  
and,  
FIG. 7 is a perspective view of an alternative embodiment of  
the present invention wherein the sole difference is the  
attached stool. The opposite side is a mirror image of that  
shown.

**1 Claim, 3 Drawing Sheets**






FIG. 1




FIG. 2




FIG. 3

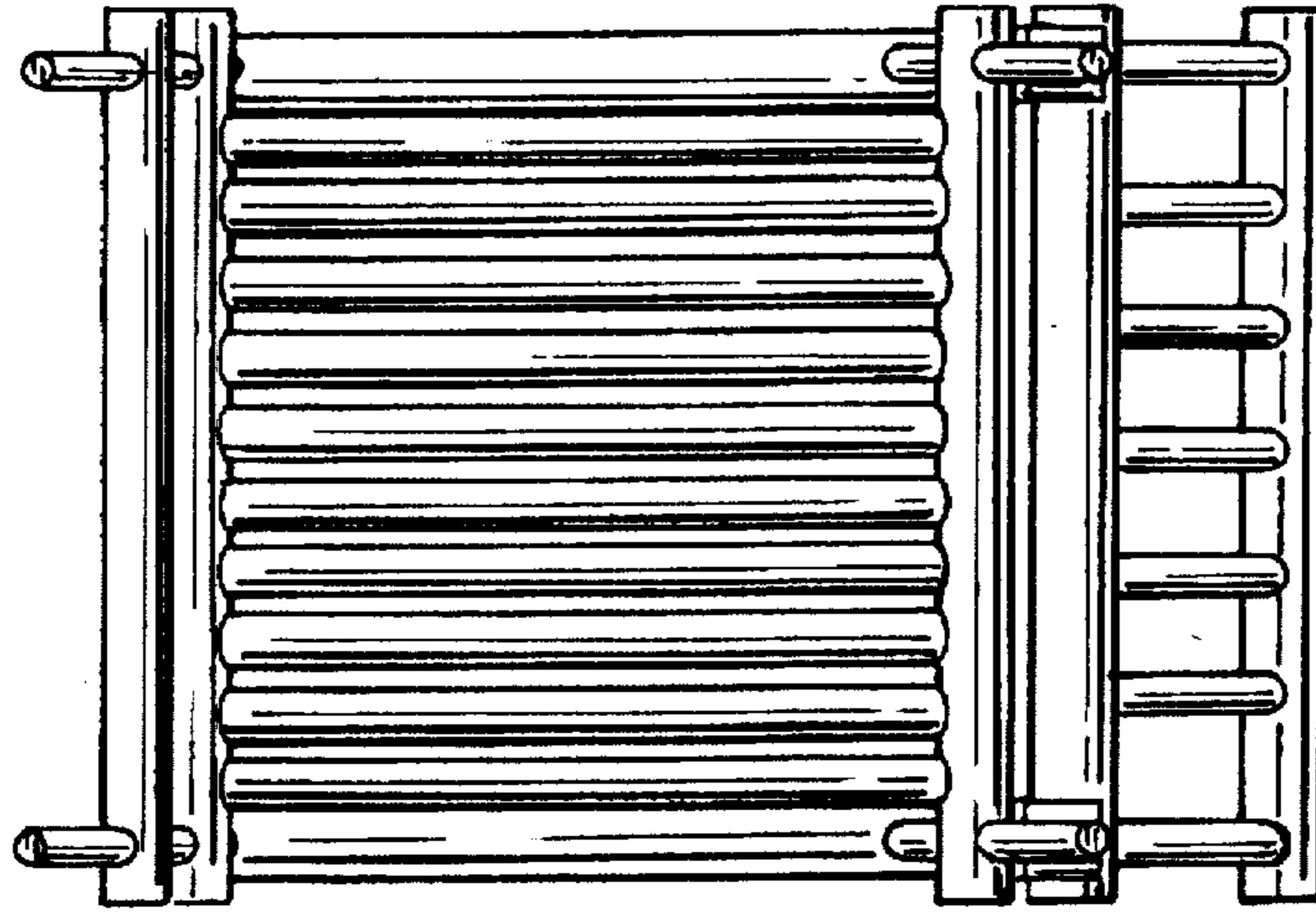


FIG. 4

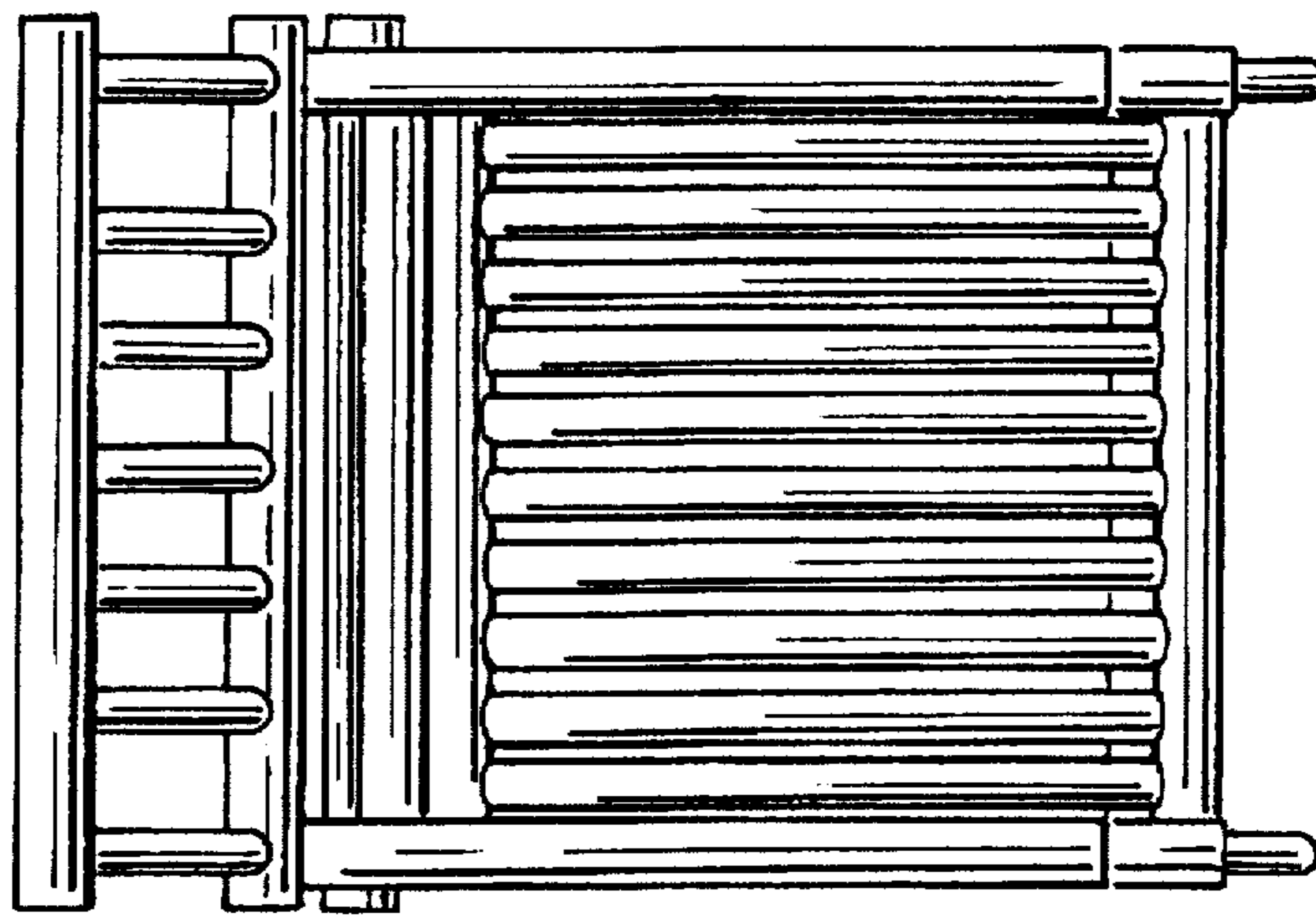


FIG. 5




FIG. 6

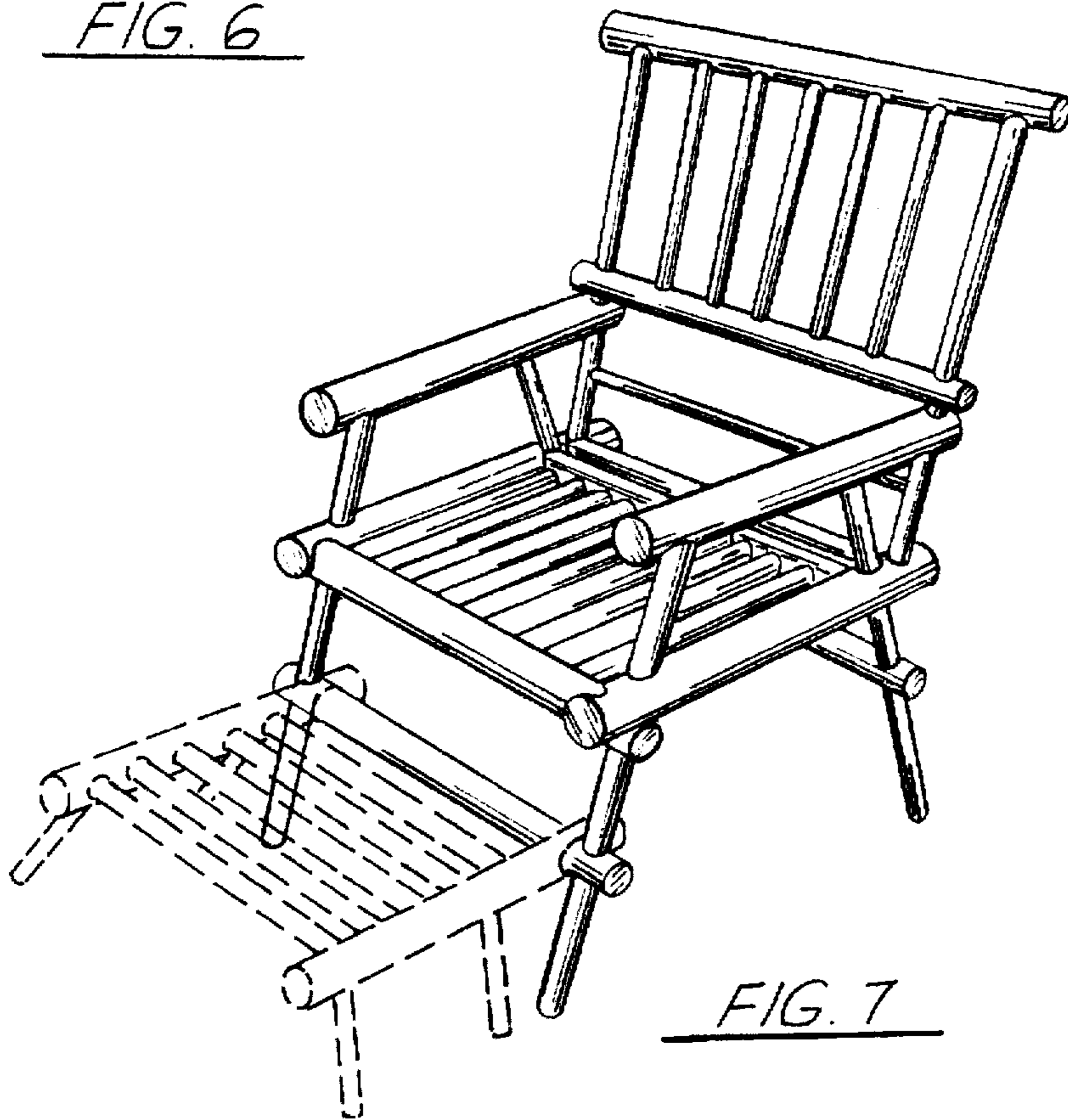


FIG. 7