

US00D386301S

United States Patent [19]
Wolff

[11] **Patent Number: Des. 386,301**
[45] **Date of Patent: **Nov. 18, 1997**

[54] **IDENTIFICATION CASE**

[76] **Inventor: Stephen H. Wolff, 35 W. 35th St., New York, N.Y. 10001**

[**] **Term: 14 Years**

[21] **Appl. No.: 49,119**

[22] **Filed: Jan. 18, 1996**

[51] **LOC (6) Cl. 03-01**

[52] **U.S. Cl. D3/247; D3/201; D3/251**

[58] **Field of Search D3/201, 233, 247, D3/248, 249, 251, 253; 150/131, 147; 206/37, 37 R, 39, 214, 815; 220/324, 339, 343, 376; 224/269**

[56] **References Cited**

U.S. PATENT DOCUMENTS

D. 87,678	8/1932	Ottinger	206/37 R
1,690,552	11/1928	Reutter	220/343 X
2,428,988	10/1947	Person	220/324 X
3,037,616	6/1962	Phipps, III	220/324 X
4,331,168	5/1982	Hatakeyama	206/37 X
4,569,438	2/1986	Sheffler	206/37

Primary Examiner—Louis S. Zarfaz
Assistant Examiner—Monica A. Weingart
Attorney, Agent, or Firm—Lerner, David, Littenberg, Krumholz & Mentlik

[57] **CLAIM**

The ornamental design for an "identification case", as shown and described in the drawings.

DESCRIPTION

FIG. 1 is a front view of an identification case shown in a closed position in accordance with a preferred embodiment of the present invention;

FIG. 2 is a front view of the identification case of FIG. 1 shown in a closed position and assembled on a beeper (shown in phantom) and having a coin (also shown in phantom) retained therein;

FIG. 3 is a rear view of the present identification case shown in a closed position prior to mounting on a beeper;

FIG. 4 is a right side view of the present identification case shown in a closed position (the left side is a mirror image of the right side);

FIG. 5 is a top plan view thereof;

FIG. 6 is a bottom plan view thereof;

FIG. 7 is a front view of the identification case shown in FIG. 1 illustrated in an unfolded open position;

FIG. 8 is a rear view of the present identification case shown in an open position; and,

FIG. 9 is a right side view of the present identification case shown in an open position (the left side is a mirror image of the right side).

The broken line showing of a beeper and coin in FIG. 2 is for illustrative purposes only and forms no part of the claimed design.

1 Claim, 2 Drawing Sheets

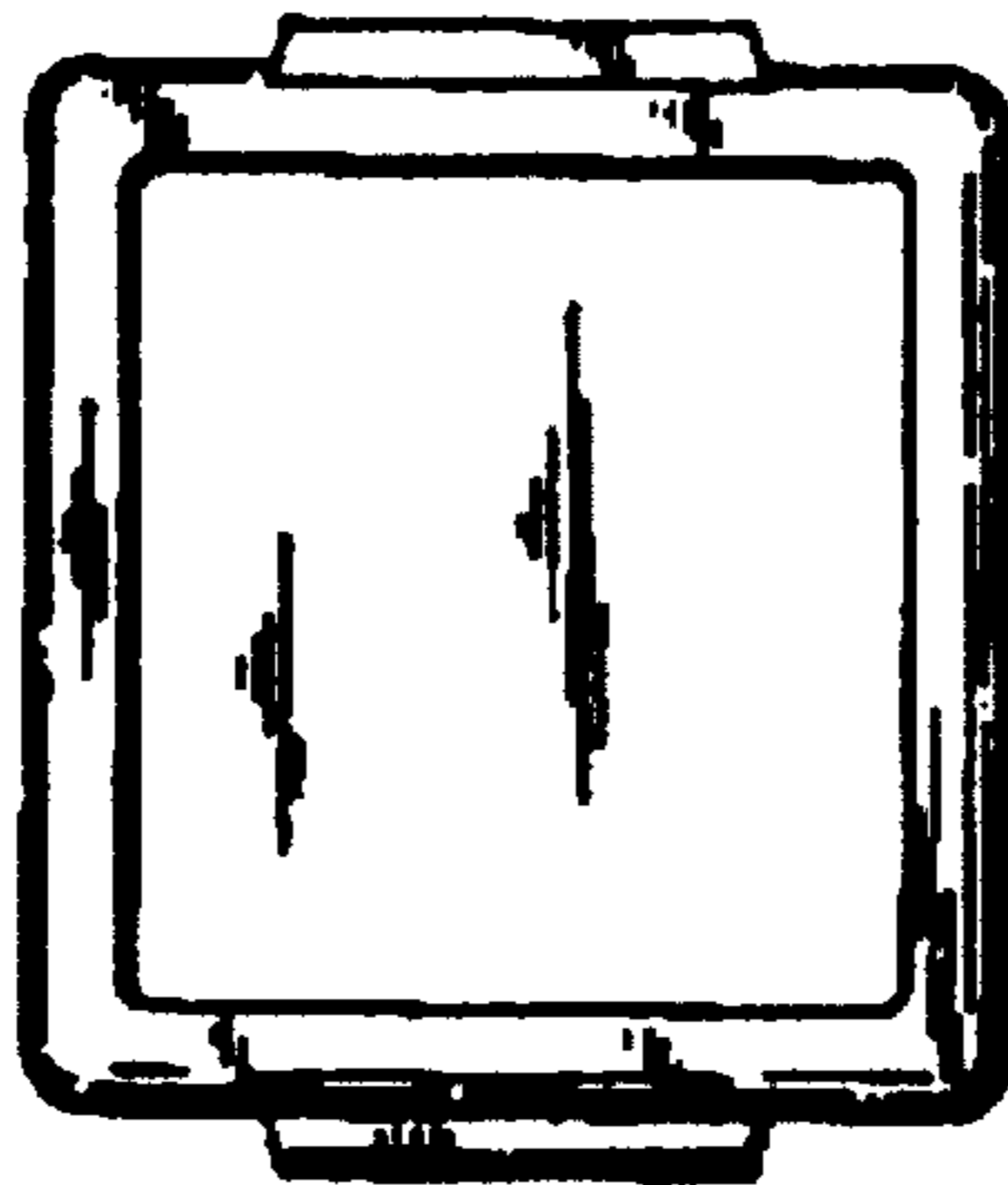


FIG. 2

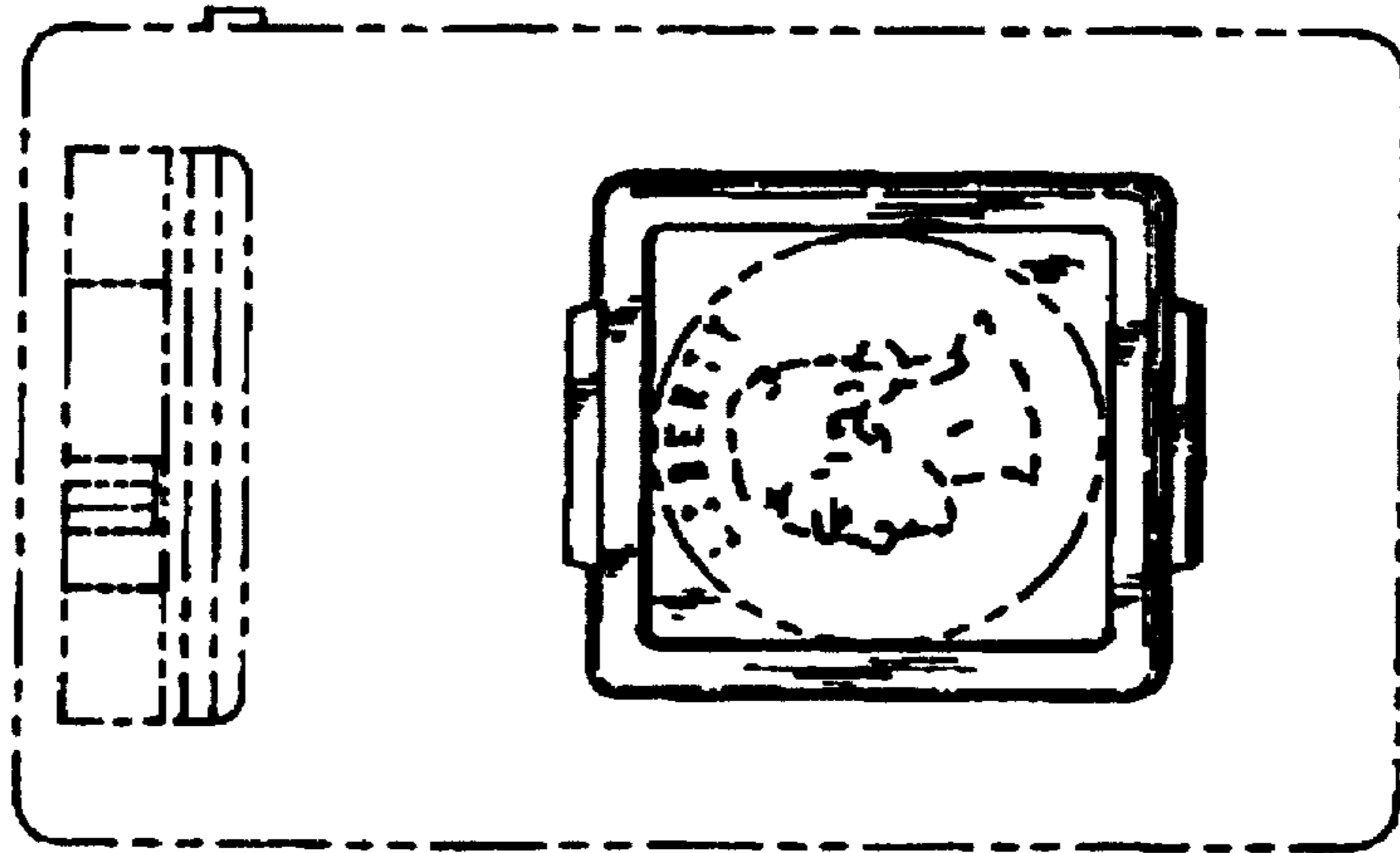


FIG. 1




FIG. 3

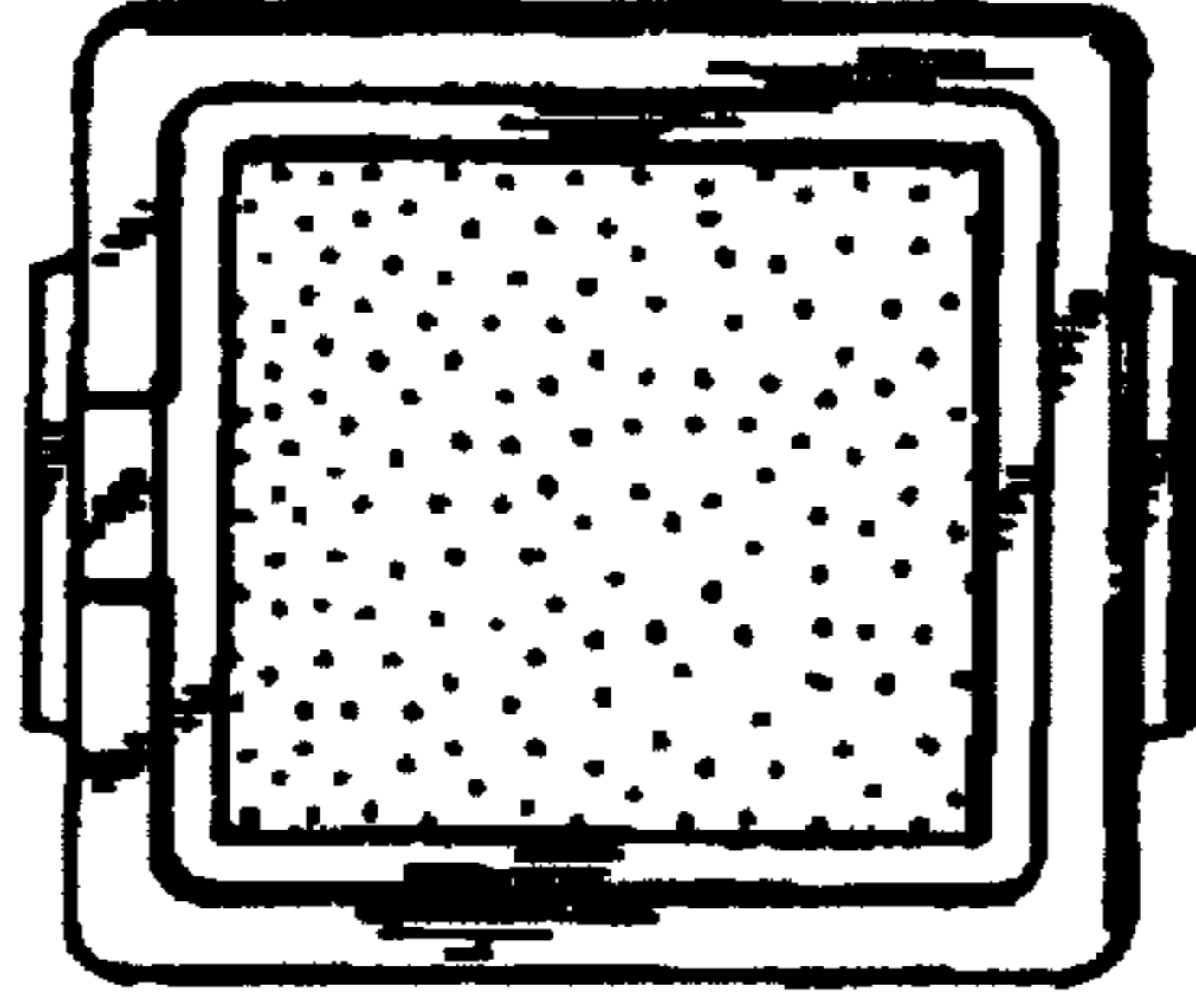


FIG. 4



FIG. 5



FIG. 6



FIG. 7

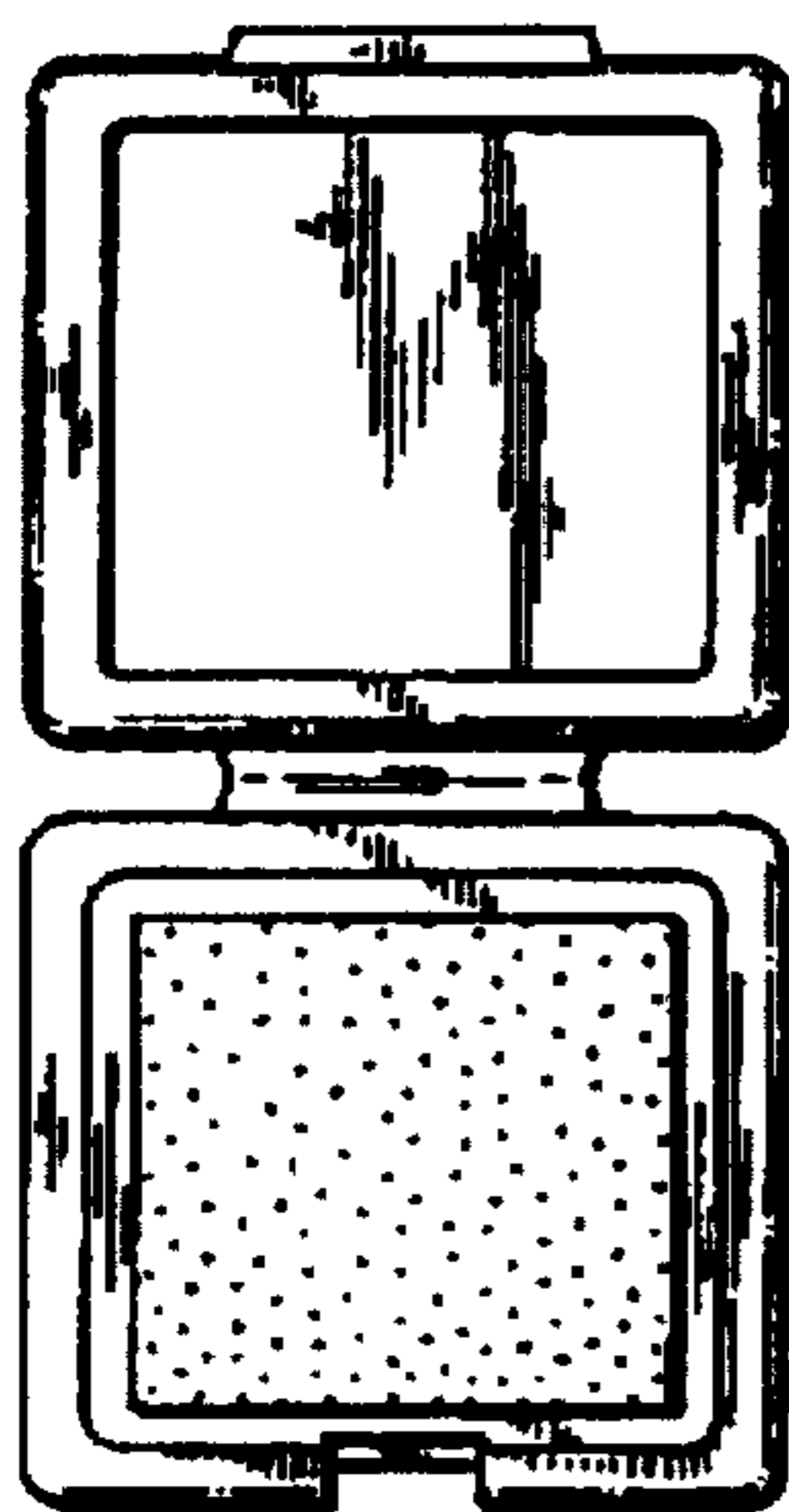


FIG. 8



FIG. 9

