



US00D386265S

United States Patent [19]
Ellington

[11] **Patent Number: Des. 386,265**
[45] **Date of Patent: **Nov. 11, 1997**

[54] **LANDSCAPING CONSTRUCTION BLOCK**

[76] **Inventor: Alfred H. Ellington, 2158 Woodcroft La., Albemarle, N.C. 28001**

[**] **Term: 14 Years**

[21] **Appl. No.: 60,080**

[22] **Filed: Sep. 20, 1996**

[51] **LOC (6) Cl. 25-01**

[52] **U.S. Cl. D25/113**

[58] **Field of Search D25/103, 113-118; D21/108; 52/591.4, 592.1, 592.4, 604, 592.6; 446/110, 117, 124, 125**

[56] **References Cited**

U.S. PATENT DOCUMENTS

108,068 10/1870 Utley 52/591.4
D. 250,898 1/1979 Schuring D25/113

D. 252,951 9/1979 Schuring D25/113
D. 326,530 5/1992 Lewis D25/113
338,490 3/1886 Cowans 52/604

Primary Examiner—Raphael Barkai
Attorney, Agent, or Firm—Sperry, Zoda & Kane

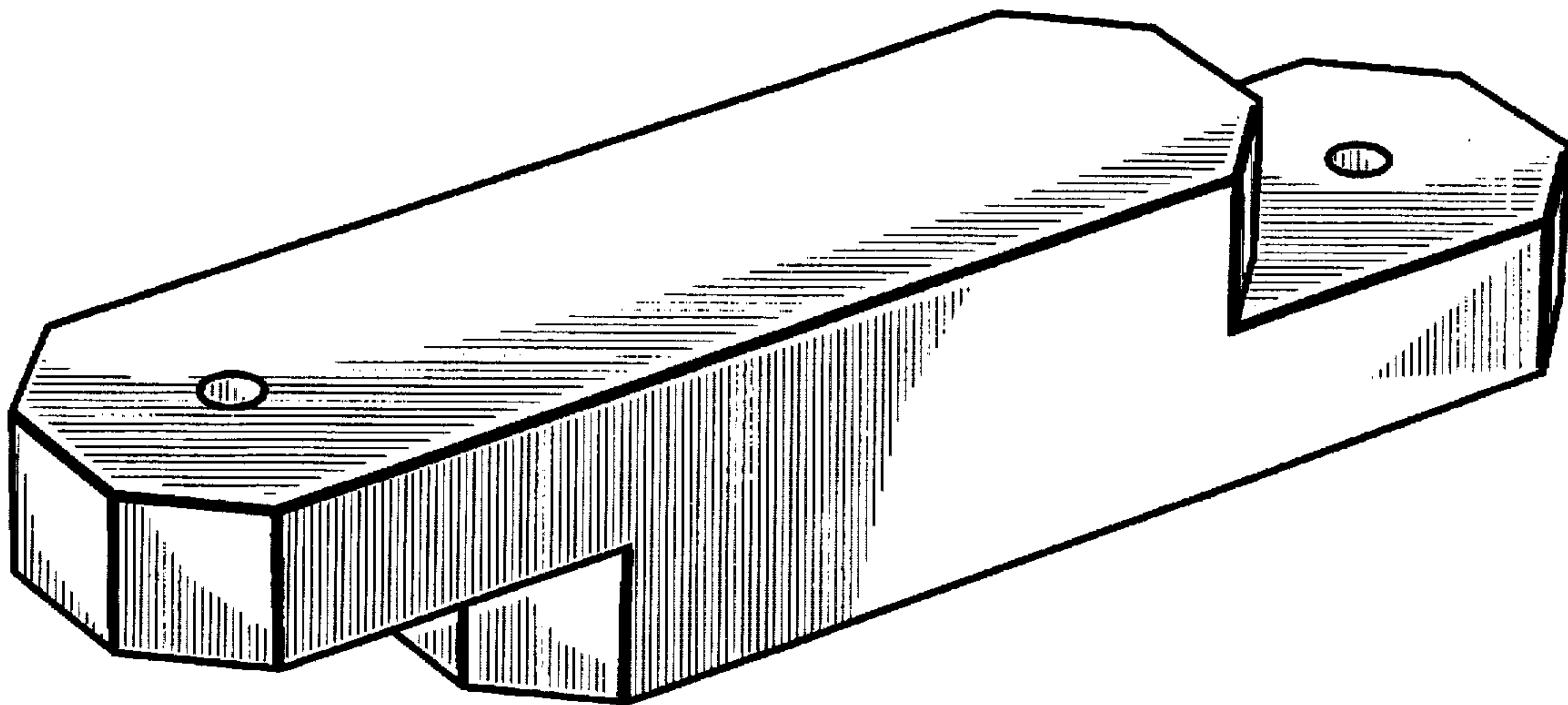
[57] **CLAIM**

The ornamental design for a landscaping construction block, as shown and described.

DESCRIPTION

FIG. 1 is a perspective view embodying my new design;
FIG. 2 is a top plan view;
FIG. 3 is a left side view;
FIG. 4 is a front elevational view, the side opposite being a mirror image;
FIG. 5 is a right side view; and,
FIG. 6 is a bottom plan view.

1 Claim, 1 Drawing Sheet



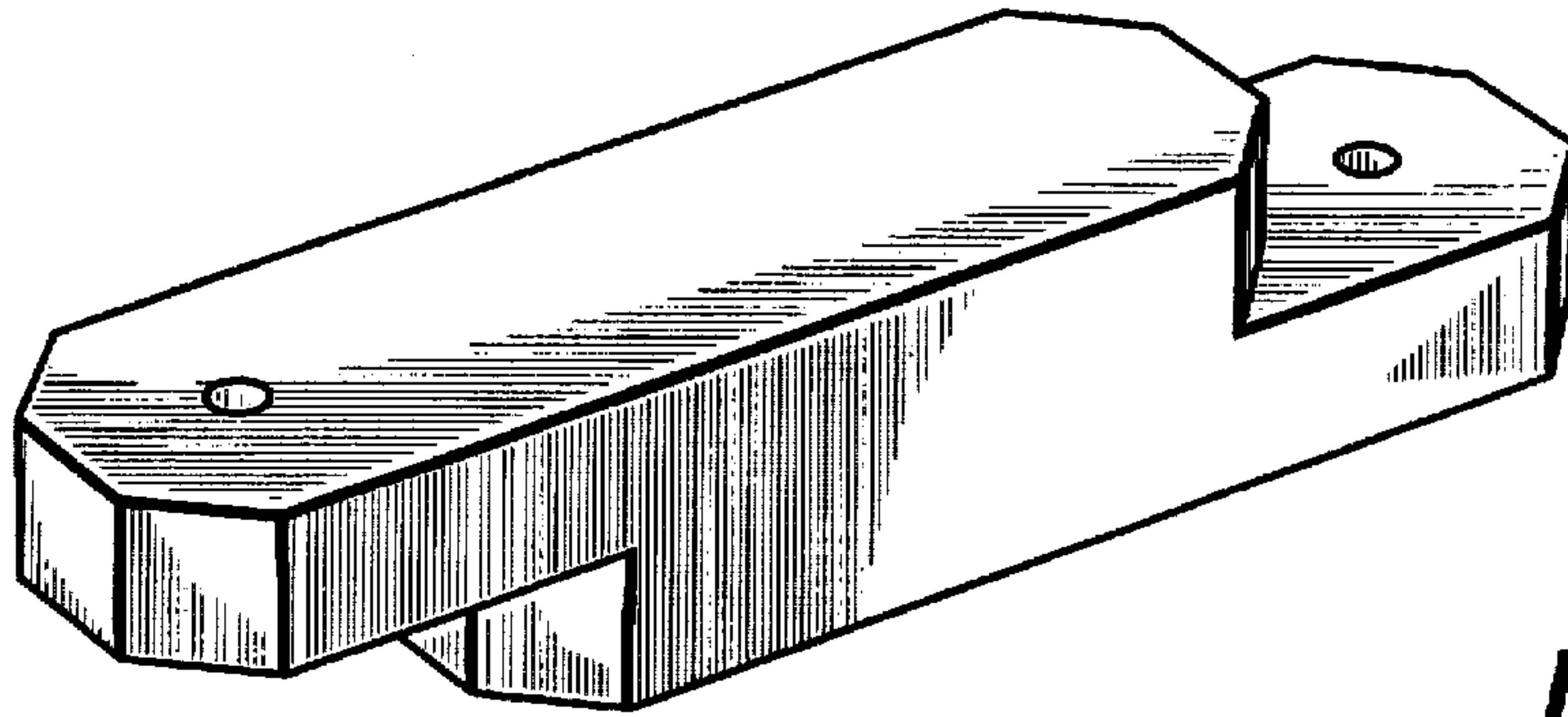


FIG. 1




FIG. 2




FIG. 3




FIG. 4

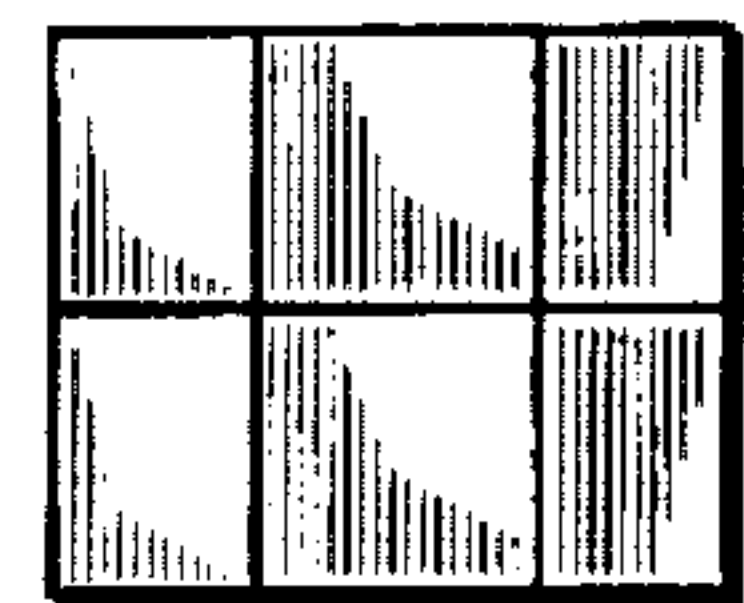


FIG. 5




FIG. 6