



US00D386245S

# United States Patent [19]

Downs et al.

[11] Patent Number: **Des. 386,245**

[45] Date of Patent: **\*\*Nov. 11, 1997**

[54] **BICYCLE PUMP AND TIRE REPAIR APPARATUS**

[75] Inventors: **Robert M. Downs; Gene P. Stienecker**, both of Madison; **Stephen J. Baumann**, Oconomowoc, all of Wis.

[73] Assignee: **Trek Bicycle Corporation**, Waterloo, Wis.

[\*\*] Term: **14 Years**

[21] Appl. No.: **57,140**

[22] Filed: **Jul. 17, 1996**

[51] LOC (6) Cl. .... **15-02**

[52] U.S. Cl. .... **D23/231**

[58] Field of Search ..... **D23/231; 152/415, 152/416; 417/234, 237, 258, 437, 535-537, 544**

[56] **References Cited**

**U.S. PATENT DOCUMENTS**

D. 220,840	6/1971	Rolston et al.	.....	D23/231
D. 287,531	12/1986	Evans	.....	D23/231
D. 309,174	7/1990	Furusawa	.....	D23/231
643,429	2/1900	Wade	.....	152/415

670,811	3/1901	Phelps	.....	92/58.1
5,347,913	9/1994	Stepner	.....	417/234
5,433,136	7/1995	Lung-Po	.....	417/234
5,494,411	2/1996	Chuang	.....	417/437

**OTHER PUBLICATIONS**

Spring Preview '96, Performance Bicycle (catalog), 4 pages.

*Primary Examiner*—Alan P. Douglas

*Assistant Examiner*—Robin V. Taylor

*Attorney, Agent, or Firm*—Nilles & Nilles, S.C.


[57] **CLAIM**

The ornamental design for a bicycle pump and tire repair apparatus, as shown and described.

**DESCRIPTION**

FIG. 1 is a perspective view of a bicycle pump and tire repair apparatus in open position showing our new design; FIG. 2 is a side view of thereof in collapsed position, the other side being a mirror image; FIG. 3 is a front view thereof; FIG. 4 is a rear view thereof; FIG. 5 is a top view thereof; and, FIG. 6 is a bottom view thereof.

**1 Claim, 3 Drawing Sheets**



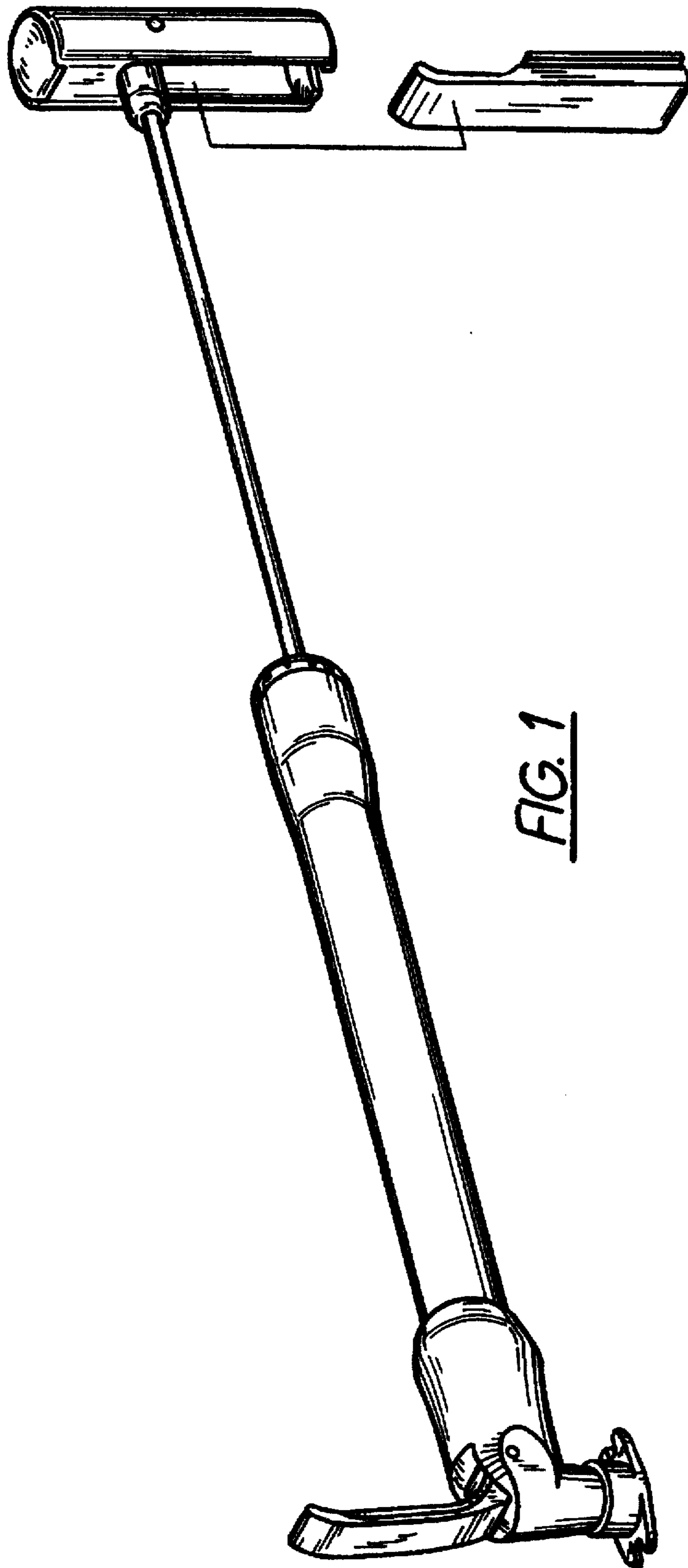


FIG. 1

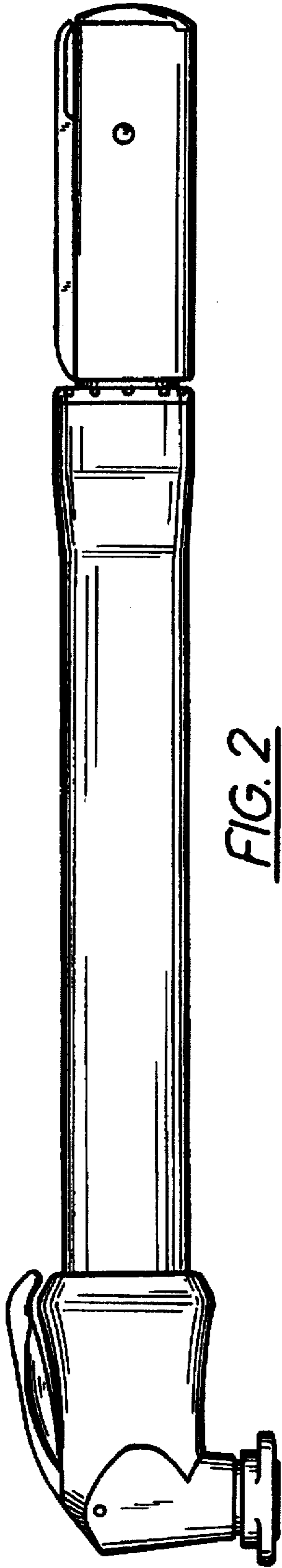


FIG. 2

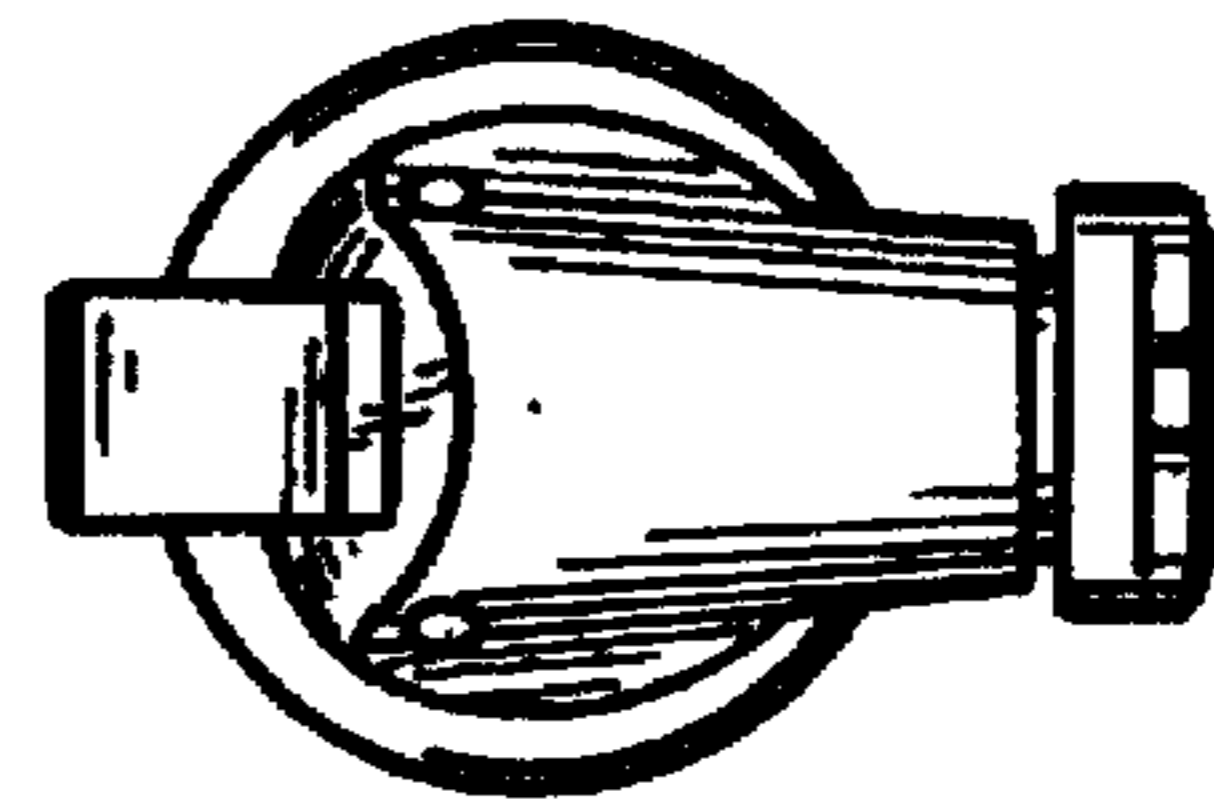


FIG. 3

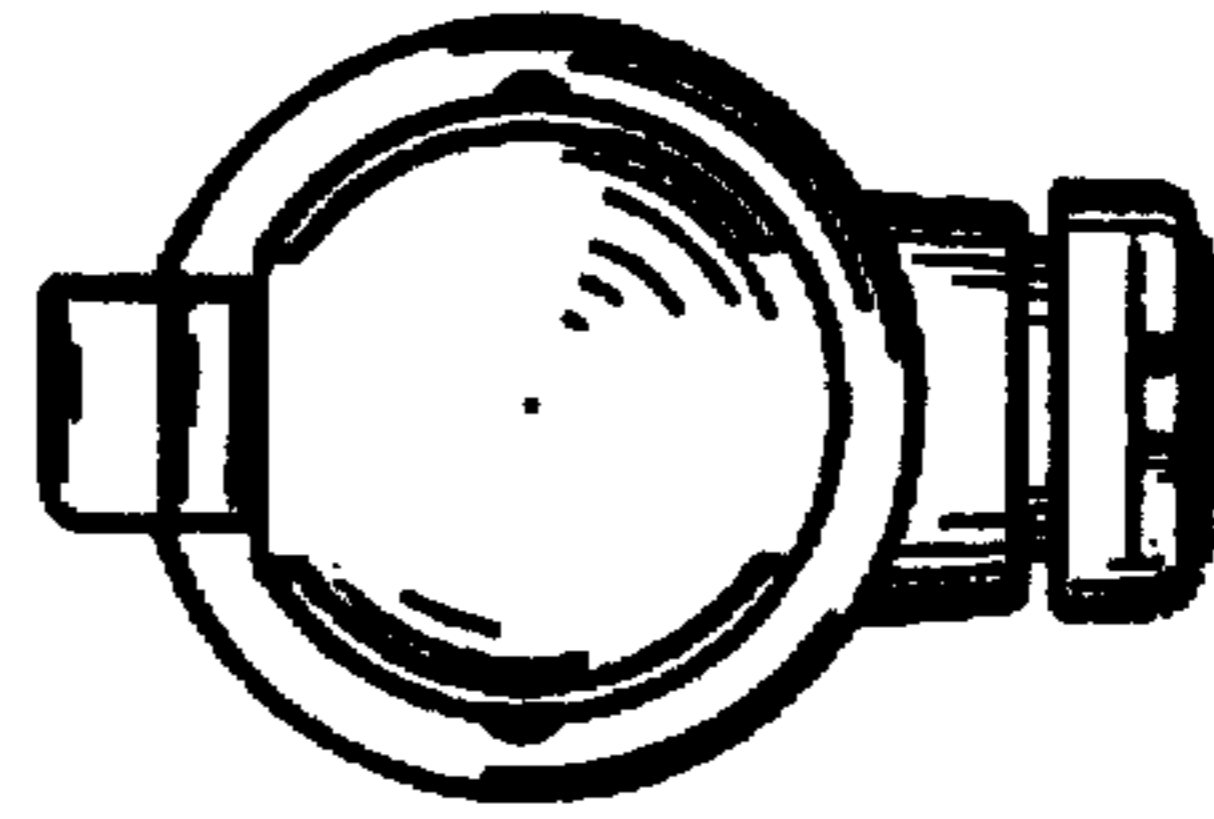


FIG. 4

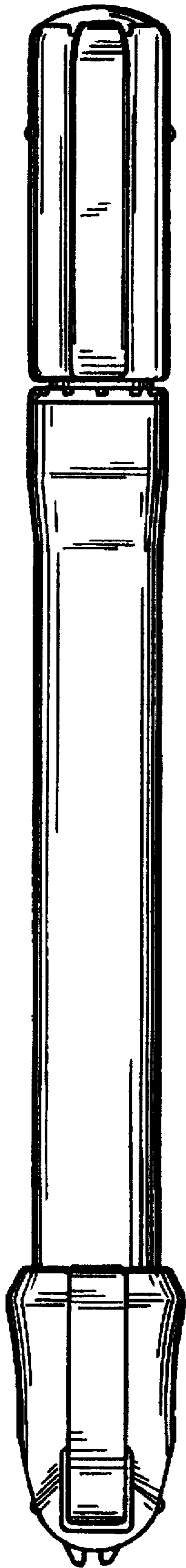


FIG. 5




FIG. 6