



US00D386234S

**United States Patent** [19]  
**Pectol**

[11] **Patent Number: Des. 386,234**  
[45] **Date of Patent: \*\*Nov. 11, 1997**

[54] **GOLF CLUB HAND GRIP**

[76] **Inventor: James L. Pectol, 4909 Murray Blvd.,  
Apt. T36, Murray, Utah 84123-2663**

[\*\*] **Term: 14 Years**

[21] **Appl. No.: 59,433**

[22] **Filed: Sep. 11, 1996**

[51] **LOC (6) Cl. .... 21-02**

[52] **U.S. Cl. .... D21/222**

[58] **Field of Search ..... D21/222; 473/300-303**

[56] **References Cited**

**U.S. PATENT DOCUMENTS**

- D. 125,602 3/1941 Wheller et al. .... D21/222
- D. 341,178 11/1993 Rice et al. .... D21/222
- D. 365,131 12/1995 Edwards et al. .... D21/222
- 1,664,257 3/1928 McCullough ..... D21/222 X

*Primary Examiner*—Ted Shooman  
*Assistant Examiner*—Mitchell I. Siegel

[57] **CLAIM**

The ornamental design for a golf club hand grip, as shown and described.

**DESCRIPTION**

FIG. 1 is a front elevational view of the golf club hand grip showing my new design;

FIG. 2 is a rear elevational view thereof;

FIG. 3 is a right side elevational view thereof;

FIG. 4 is a left side elevational view thereof;


FIG. 5 is a top plan view thereof; and,

FIG. 6 is a bottom plan view thereof.


Hand grip and the broken line showing of a golf club is for illustrative purposes only and forms no part of the claimed design.

FIG. 7 is a front elevational view of the golf club hand grip and the broken line showing of a golf club is for illustrative purposes only and forms no part of the claimed design.

**1 Claim, 3 Drawing Sheets**



*FIG. 1*



*FIG. 2*




FIG. 3




FIG. 4

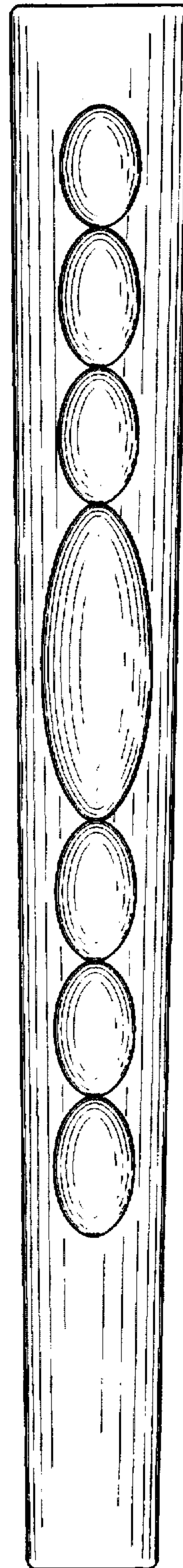


FIG. 5




FIG. 6

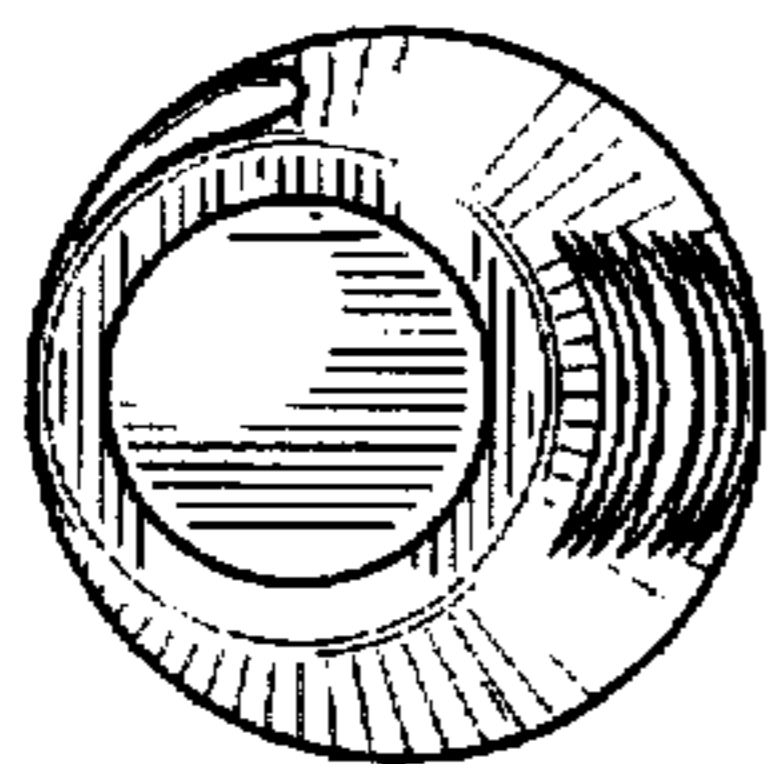


FIG. 7

