



US00D386228S

**United States Patent** [19]  
**Hegenbarth et al.**

[11] **Patent Number: Des. 386,228**  
[45] **Date of Patent: \*\*\*Nov. 11, 1997**

[54] **BASKETBALL**

[75] **Inventors: Amy S. Hegenbarth, Madison; Jerry A. Albright, Middleton; Ward W. Wixon; Theresa A. Pyle-Smith, both of Madison; Robert K. Kloppenburg, Jr., Middleton; Craig A. Ostrom, Madison; George C. Whitley, Middleton, all of Wis.**

D. 365,862	1/1996	Shishido et al. ....	D21/204
4,345,759	8/1982	Nims .....	273/65 EG X
4,991,842	2/1991	Finley .....	273/65 EG
5,320,345	6/1994	Lai et al. ....	273/58 R
5,427,372	6/1995	Ratner et al. ....	273/58 K X

*Primary Examiner*—Prabhakar G. Deshmukh  
*Attorney, Agent, or Firm*—Grady J. Frenchick; Stroud, Stroud, Willink, Thompson & Howard

[73] **Assignee: Rayovac Corporation, Madison, Wis.**

[57] **CLAIM**

[\*] **Notice:** The portion of the term of this patent subsequent to Nov. 14, 2009, has been disclaimed.

The ornamental design for a basketball, as shown and described.

[\*\*] **Term: 14 Years**

**DESCRIPTION**

[21] **Appl. No.: 46,420**

FIG. 1 is a top plan view of a basketball showing our new design;

[22] **Filed: Nov. 14, 1995**

FIG. 2 is a front elevational view thereof;

[51] **LOC (6) Cl. .... 21-02**

FIG. 3 is a right side elevation view thereof;

[52] **U.S. Cl. .... D21/204**

FIG. 4 is a rear elevation view thereof;

[58] **Field of Search .... D21/203, 204, D21/205; 273/58 R, 58 A, 58 B, 58 BA, 58 J, 58 D, 65 R, 65 EG**

FIG. 5 is a bottom plan view thereof;

FIG. 6 is a left side elevation view thereof;

FIG. 7 is a top perspective view thereof; and,

FIG. 8 is a bottom perspective view thereof.

[56] **References Cited**

**U.S. PATENT DOCUMENTS**

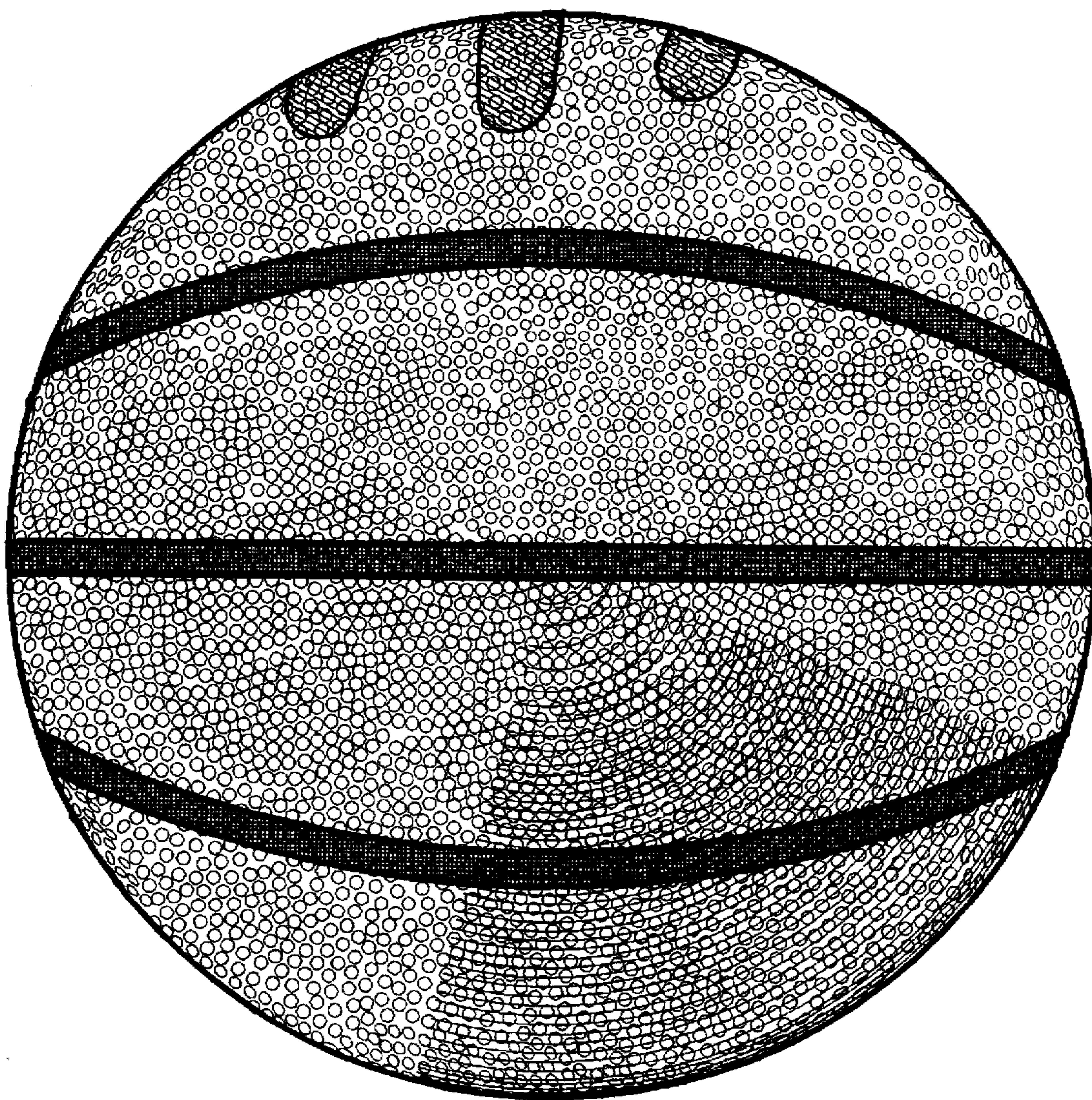
D. 329,674 9/1992 Williams ..... D21/204

**1 Claim, 8 Drawing Sheets**

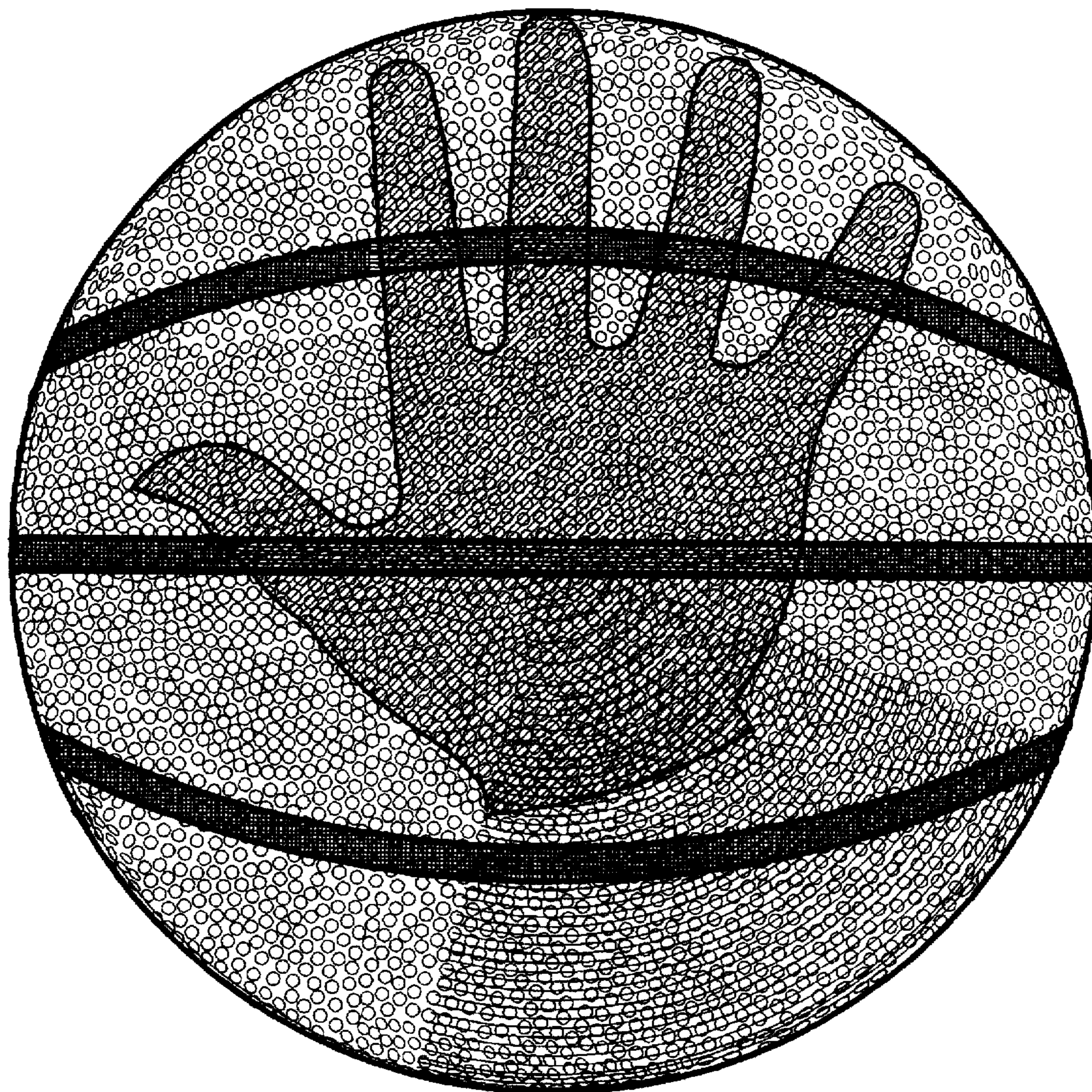





**FIG. 1**



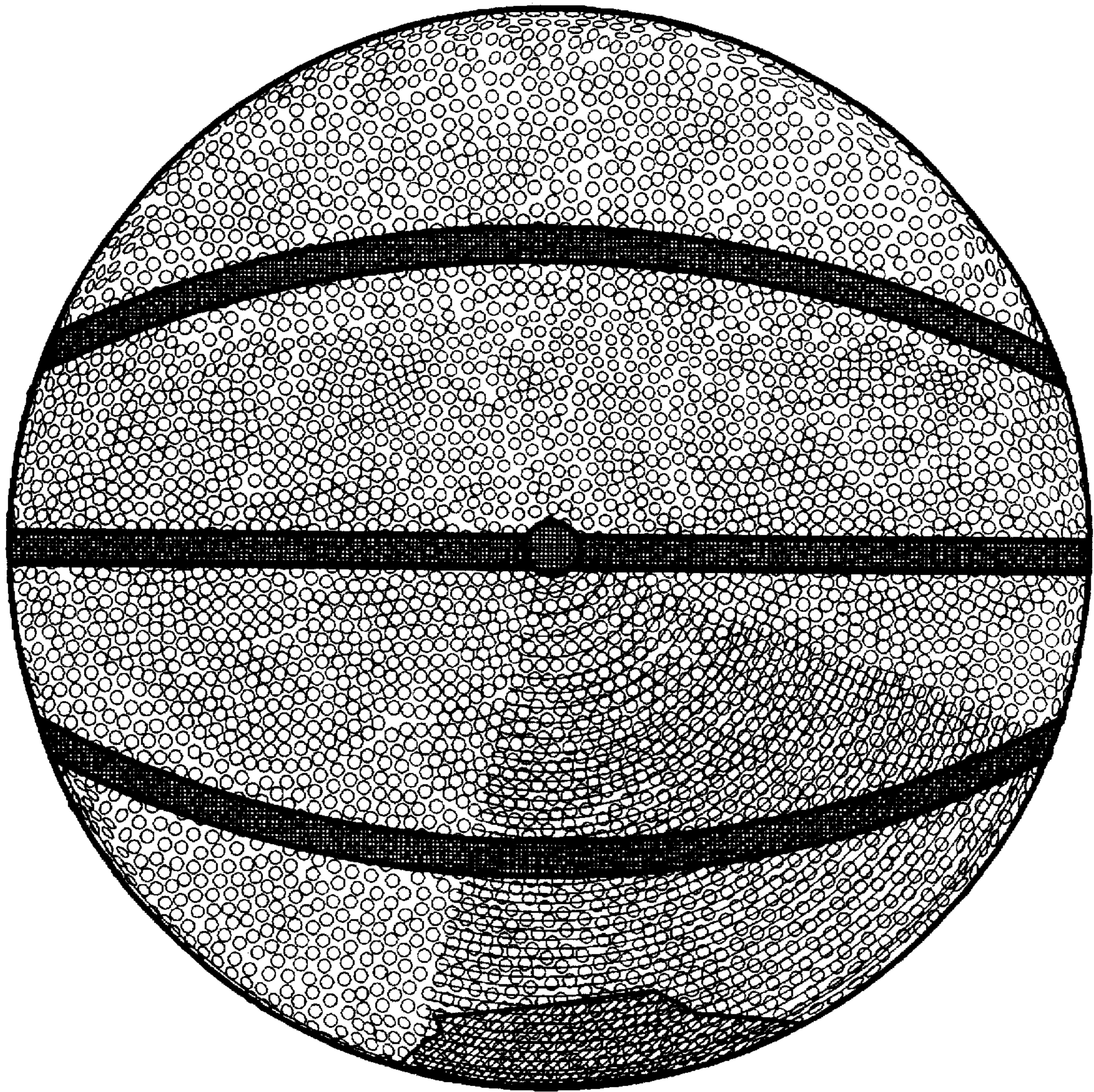
**FIG. 2**



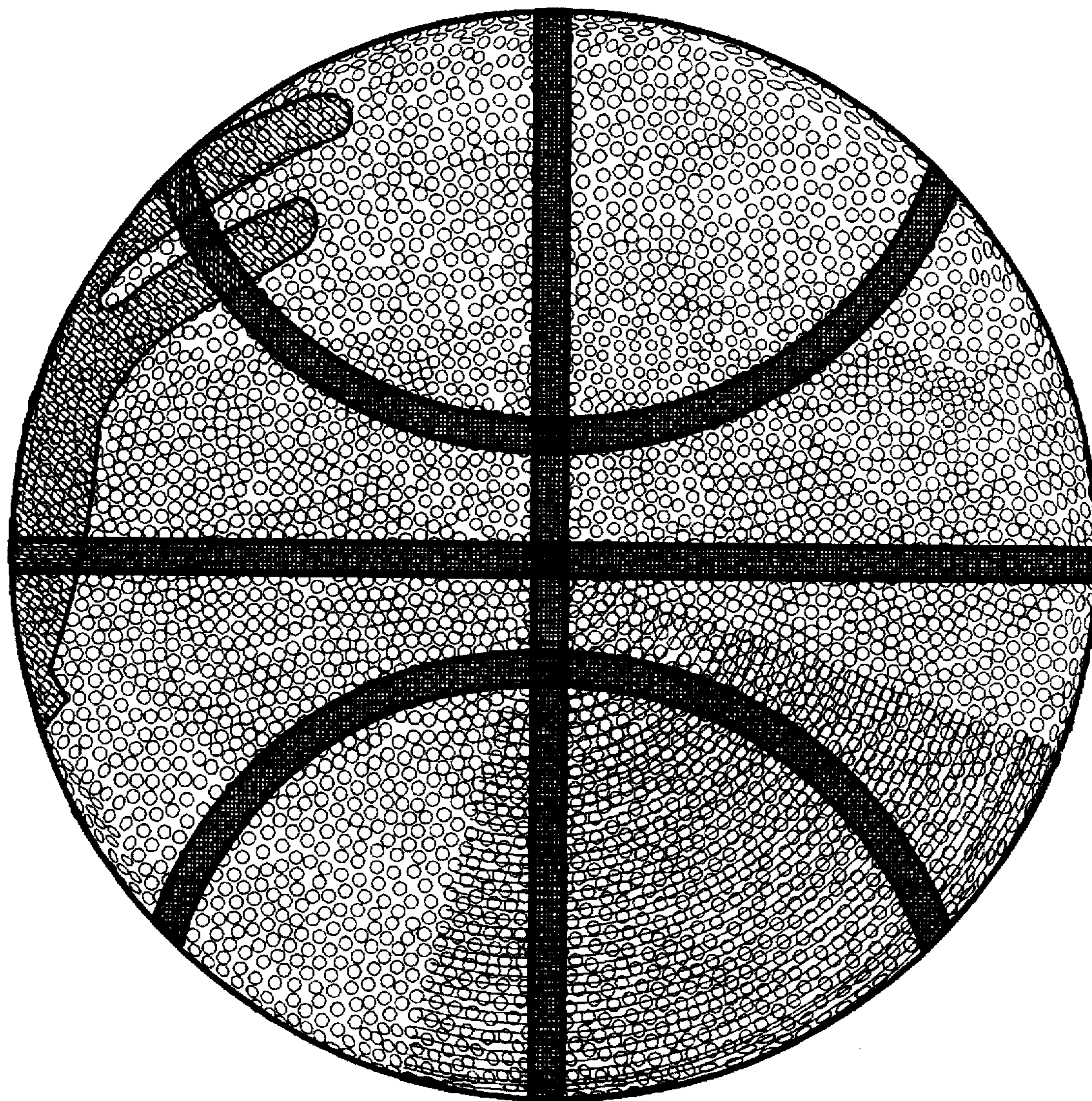
**FIG. 3**




**FIG. 4**



**FIG. 5**




**FIG. 6**



**FIG. 7**





**FIG. 8**