



US00D386227S

United States Patent [19]

Hegenbarth et al.

[11] Patent Number: **Des. 386,227**

[45] Date of Patent: *****Nov. 11, 1997**

[54] **BASKETBALL**

[75] Inventors: **Amy S. Hegenbarth**, Madison; **Jerry A. Albright**, Middleton; **Ward W. Wixon**; **Theresa A. Pyle-Smith**, both of Madison; **Robert K. Kloppenburg, Jr.**, Middleton; **Craig A. Ostrom**, Madison; **George C. Whitely**, Middleton, all of Wis.

[73] Assignee: **Rayovac Corporation**, Madison, Wis.

[*] Notice: The portion of the term of this patent subsequent to Nov. 14, 2009, has been disclaimed.

[**] Term: **14 Years**

[21] Appl. No.: **46,418**

[22] Filed: **Nov. 14, 1995**

[51] LOC (6) Cl. **21-02**

[52] U.S. Cl. **D21/204**

[58] Field of Search D21/203, 204, D21/205; 273/58 R, 58 A, 58 B, 58 BA, 58 J, 58 D, 65 R, 65 EG

[56] **References Cited**

U.S. PATENT DOCUMENTS

D. 329,674 9/1992 Williams D21/204

D. 365,862	1/1996	Shishido et al.	D21/204
4,345,759	8/1982	Nims	273/65 EG X
4,991,842	2/1991	Finley	273/65 EG
5,320,345	6/1994	Lai et al.	273/58 R
5,427,372	6/1995	Ratner et al.	273/58 K X

Primary Examiner—Prabhakar G. Deshmukh
Attorney, Agent, or Firm—Grady J. Frenchick; Stroud, Stroud, Willink, Thompson & Howard

[57] CLAIM

The ornamental design for a basketball, as shown and described.

DESCRIPTION

FIG. 1 is a top plan view of a basketball showing our new design;

FIG. 2 is a front elevational view thereof;

FIG. 3 is a right side elevation view thereof;

FIG. 4 is a rear elevation view thereof;

FIG. 5 is a bottom plan view thereof;

FIG. 6 is a left side elevation view thereof;

FIG. 7 is a top perspective view thereof; and,

FIG. 8 is a bottom perspective view thereof.

1 Claim, 8 Drawing Sheets





FIG. 1

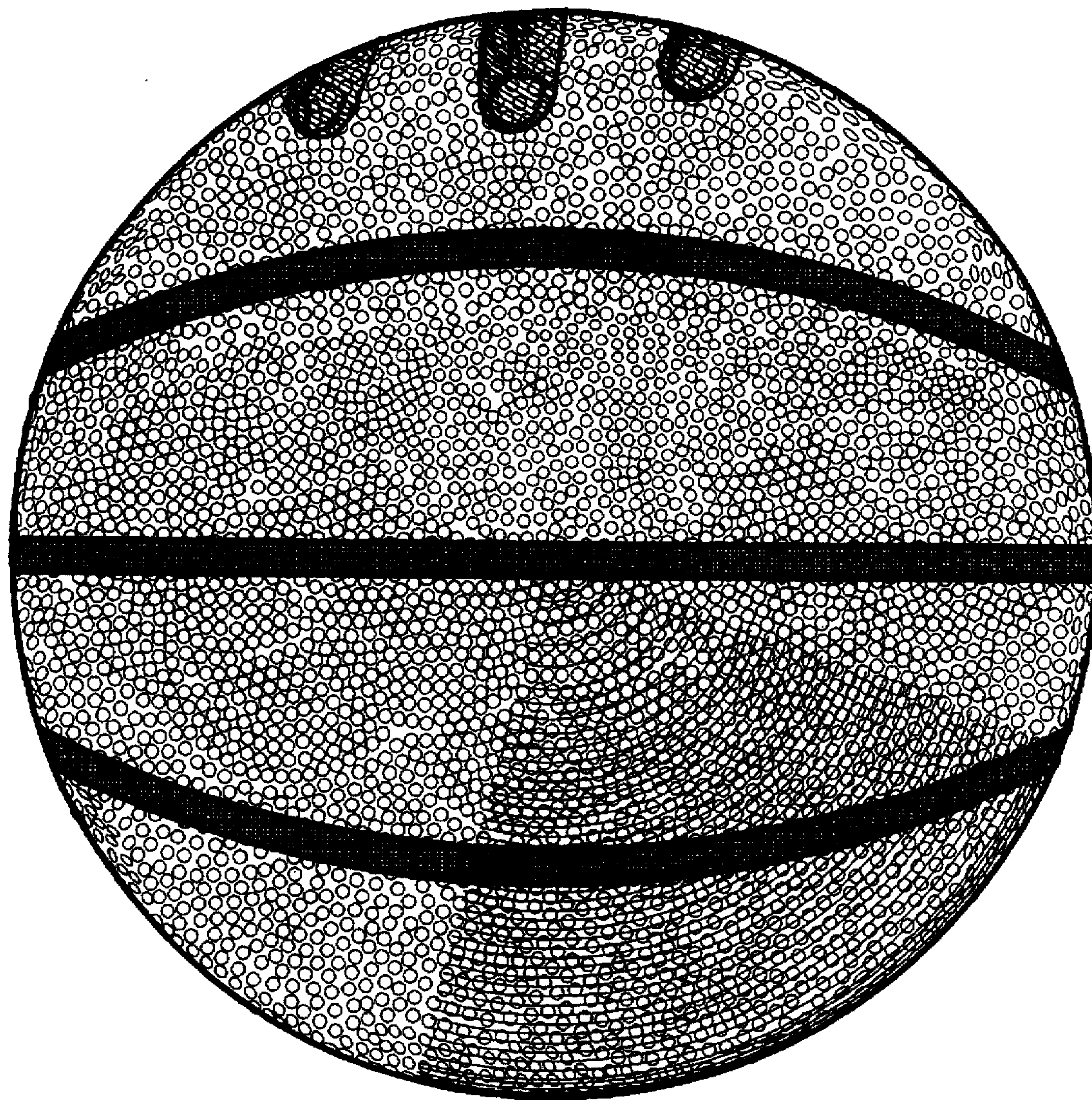


FIG. 2

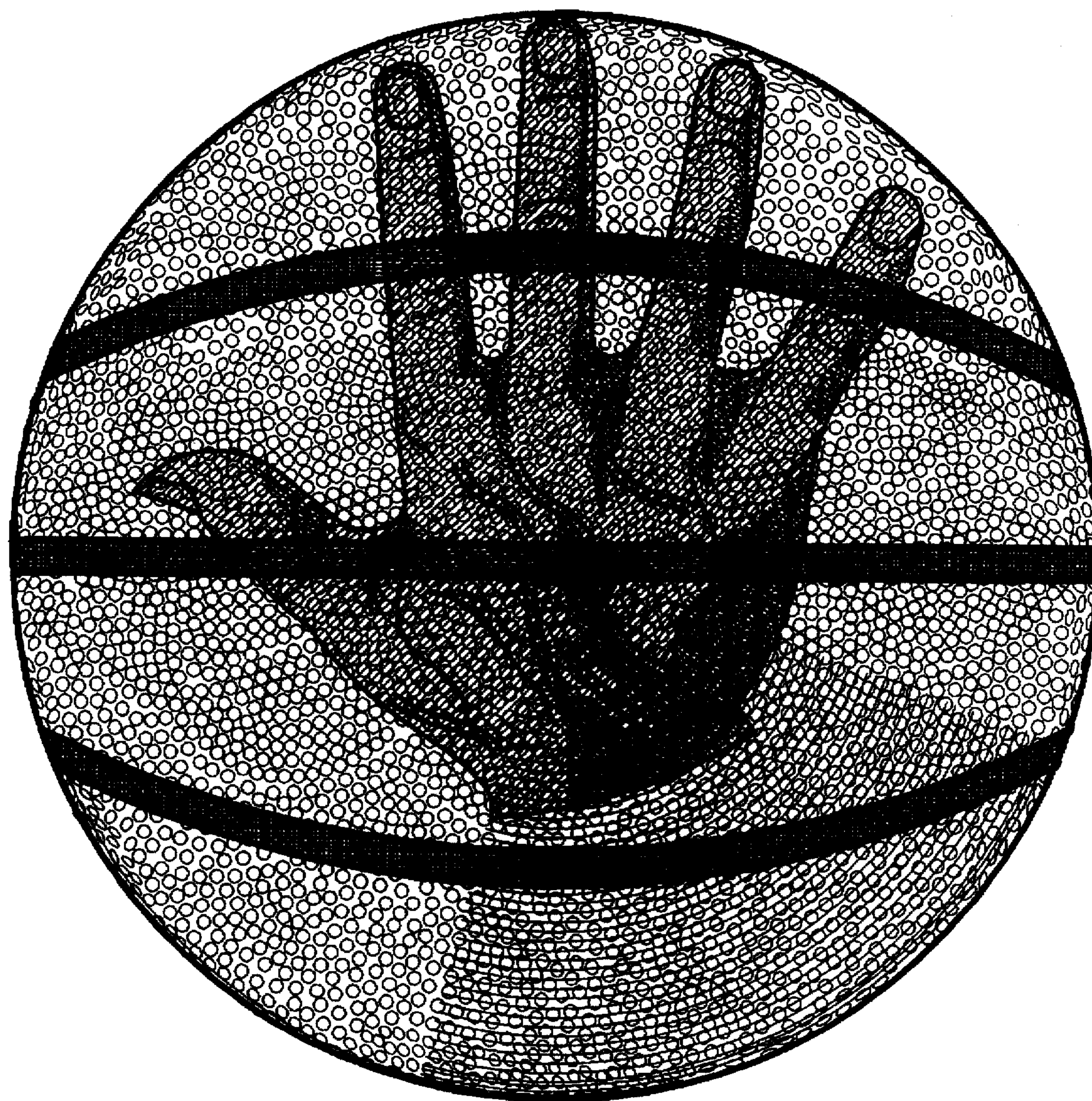


FIG. 3




FIG. 4

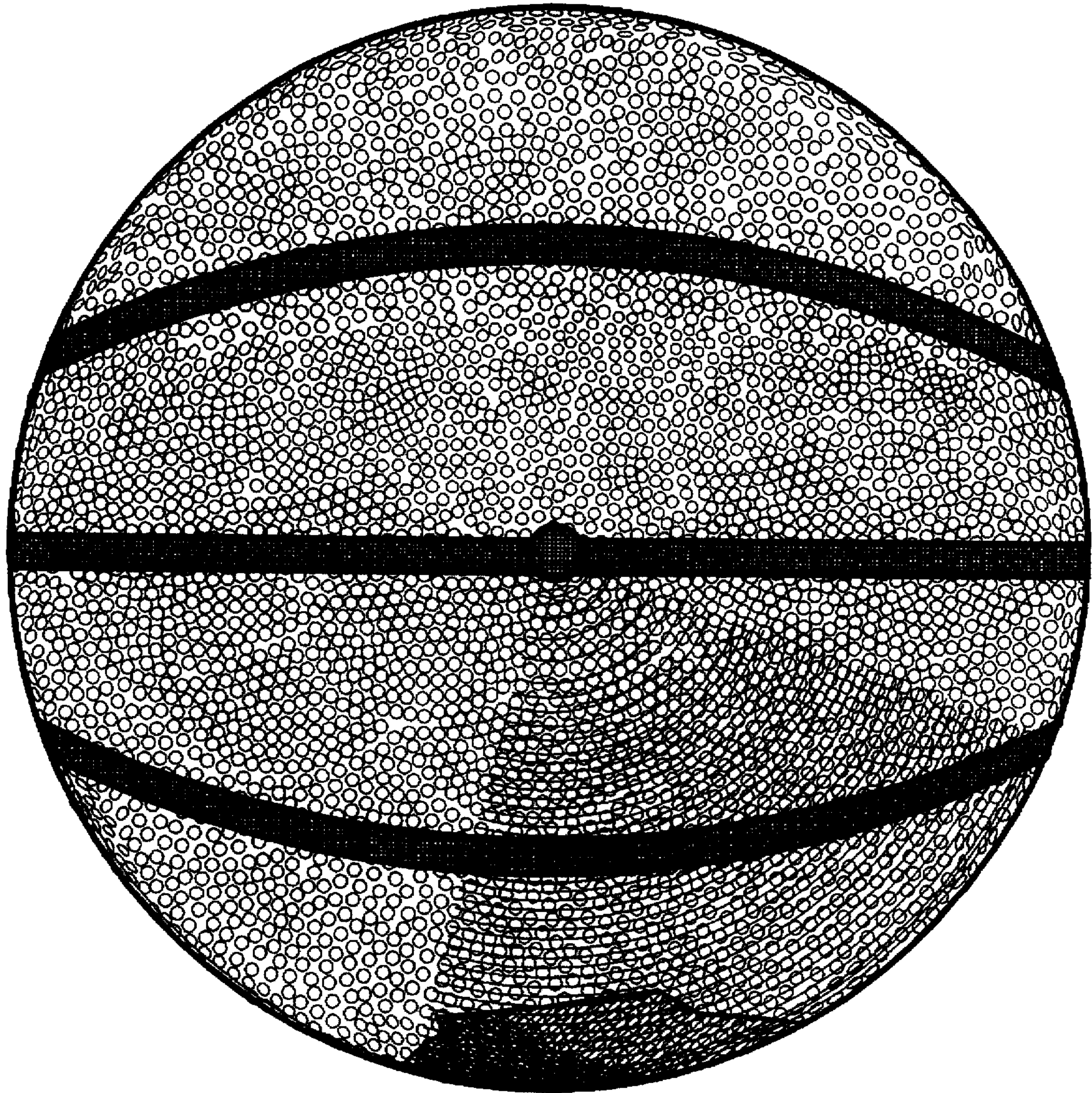


FIG. 5




FIG. 6

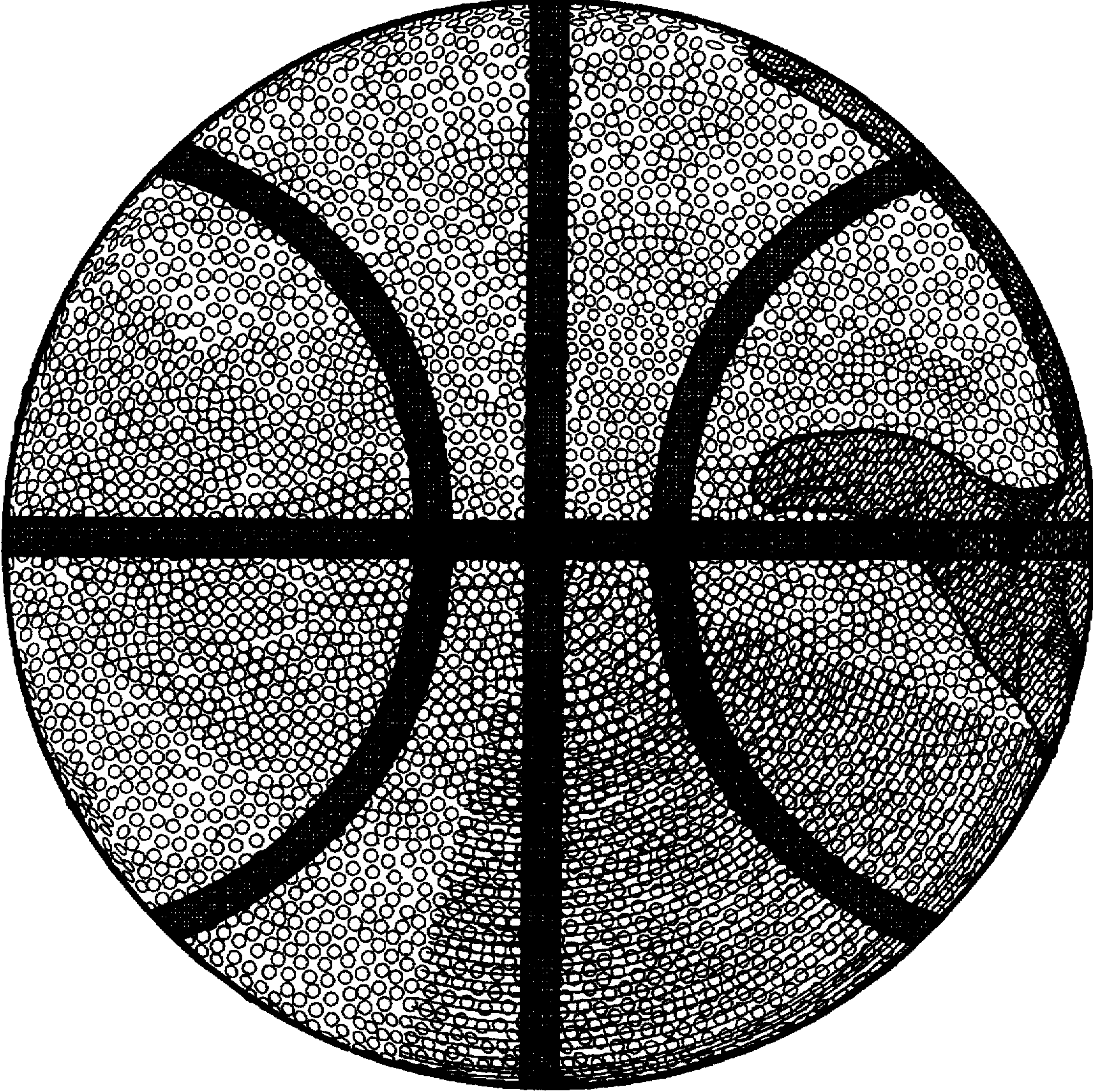


FIG. 7




FIG. 8