



US00D386224S

United States Patent [19]

Seagren et al.

[11] Patent Number: **Des. 386,224**

[45] Date of Patent: ****Nov. 11, 1997**

[54] **FAN CHEERING ACCESSORY**

[75] Inventors: **Robert L. Seagren**, Los Angeles;
William M. Kay, Malibu, both of Calif.

[73] Assignee: **Seagren Enterprises**, Los Angeles,
Calif.

[**] Term: **14 Years**

[21] Appl. No.: **52,076**

[22] Filed: **Mar. 22, 1996**

[51] LOC (6) Cl. **21-01**

[52] U.S. Cl. **D21/100; D21/210; D21/84**

[58] Field of Search **D21/59, 84, 100,
D21/210, 211; D9/305, 306; D6/596, 601;
383/903, 904, 3; 446/220, 222**

[56] **References Cited**

U.S. PATENT DOCUMENTS

D. 241,819 10/1976 Flecher D9/306

D. 290,728 7/1987 Einhorn D21/211
D. 290,729 7/1987 Einhorn D21/211
3,266,188 8/1966 Budd D9/306 X
4,619,621 10/1986 Coleman, IV 383/3

Primary Examiner—Dominic Simone
Attorney, Agent, or Firm—Kelly Bauersfeld Lowry &
Kelley, LLP

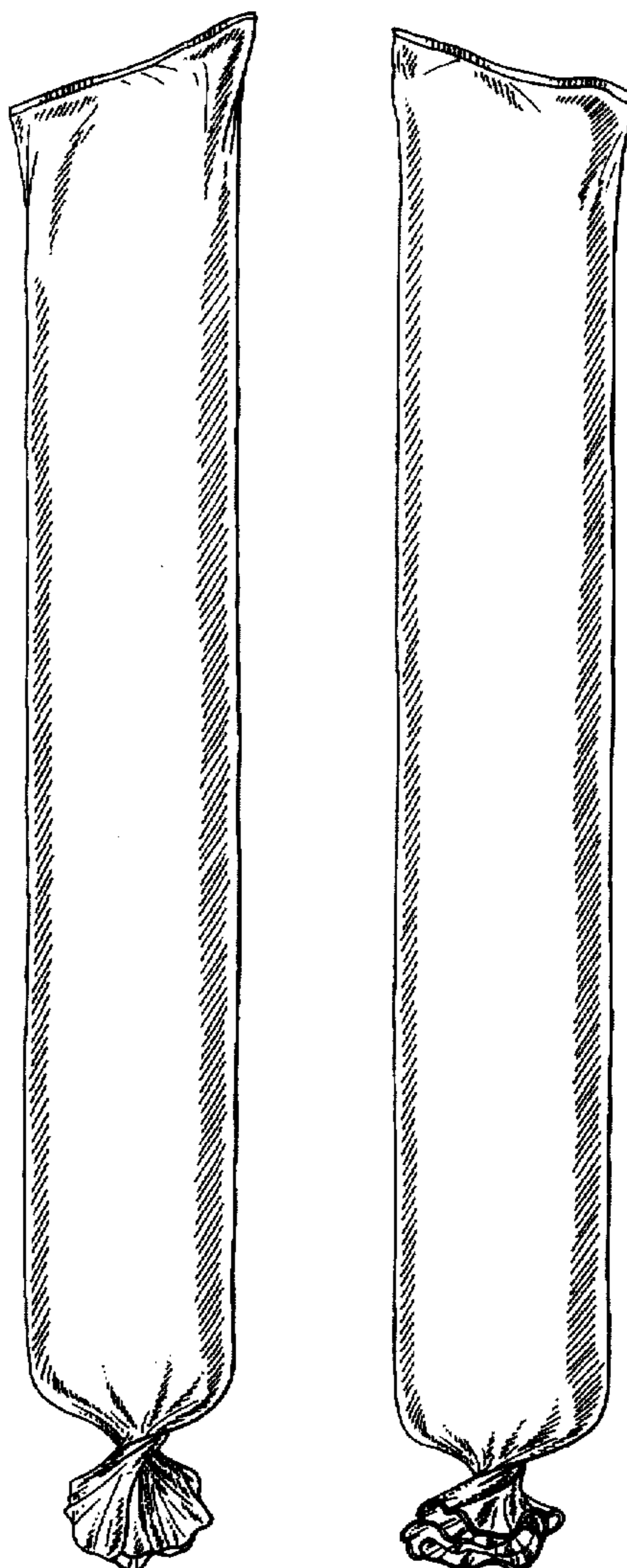
[57] CLAIM

The ornamental design for a fan cheering accessory, as shown.

DESCRIPTION

FIG. 1 is a top, front and left side perspective view of a fan cheering accessory embodying our new design;
FIG. 2 is a bottom, rear and right side perspective view thereof;
FIG. 3 is a top plan view thereof; and,
FIG. 4 is a bottom plan view thereof.

1 Claim, 1 Drawing Sheet



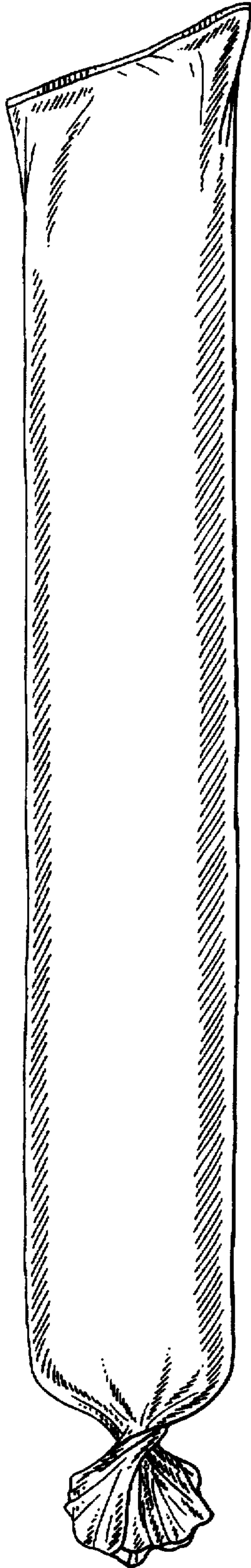


FIG. 1




FIG. 2

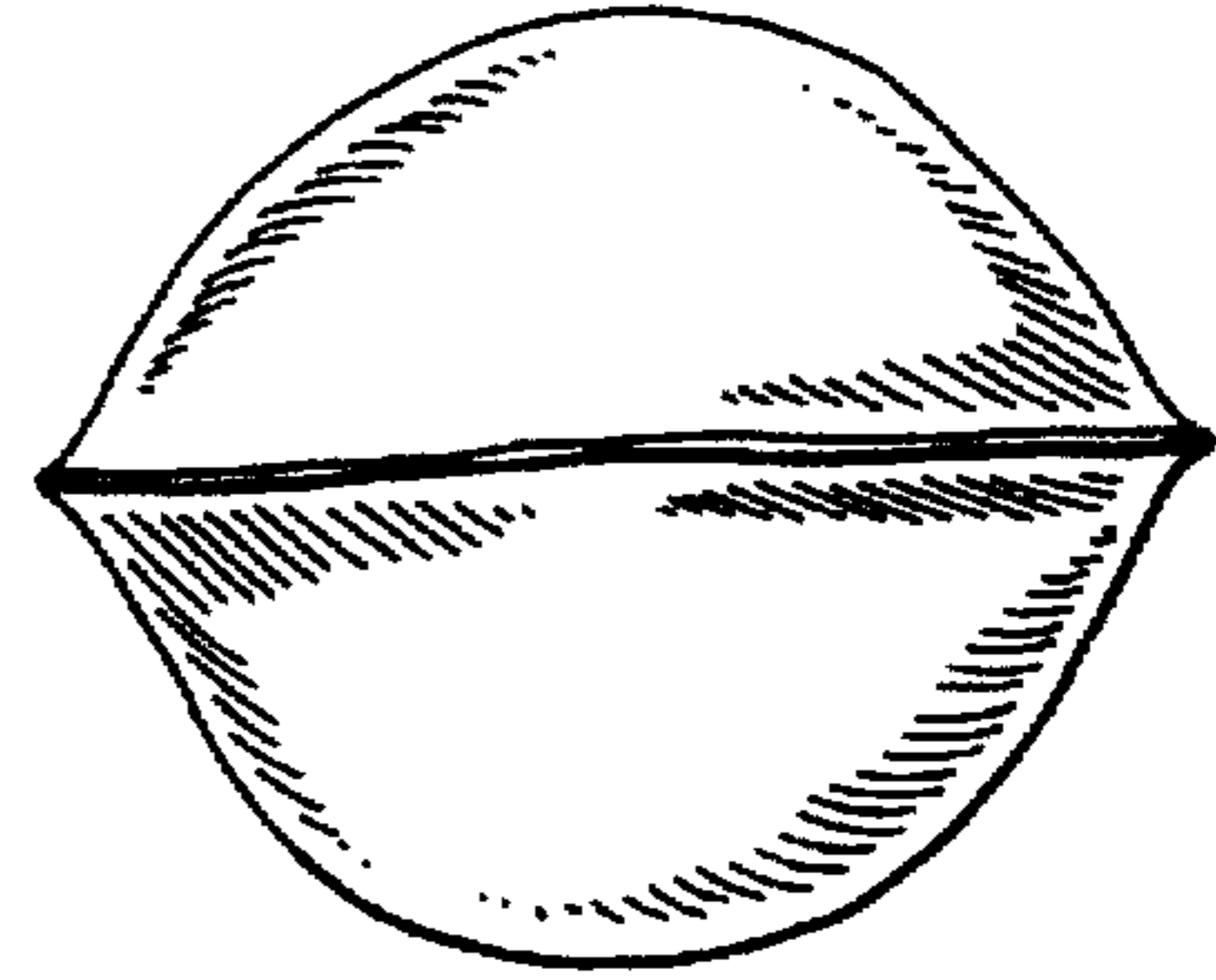


FIG. 3




FIG. 4