



US00D386205S

United States Patent [19] Headen

[11] Patent Number: **Des. 386,205**
[45] Date of Patent: ****Nov. 11, 1997**

[54] GREETING CARD

[76] Inventor: **Cassandra Wylene Headen, 2107 Dollar Ct., Greensboro, N.C. 27405**

[**] Term: **14 Years**

[21] Appl. No.: **61,443**

[22] Filed: **Oct. 24, 1996**

[51] LOC (6) CL **19-01**

[52] U.S. Cl. **D19/7; D19/6**

[58] Field of Search **D19/1, 2, 6, 7, D19/8, 26, 27, 28, 31; 40/124.1, 411; 229/92.8; 446/147; 206/457**

[56] **References Cited**

U.S. PATENT DOCUMENTS

- D. 13,023 7/1882 Rath D19/6
- D. 13,697 3/1883 Hayes D19/6
- D. 312,655 12/1990 Faiola et al. D19/2
- D. 337,548 7/1993 Winkelman D11/121 X
- D. 347,242 5/1994 Yarmunilert D19/6
- D. 375,757 11/1996 Johnson D19/6
- 3,798,806 3/1974 Sanford .
- 3,986,283 10/1976 Palaez .

- 4,404,764 9/1983 Wills et al. .
- 4,949,415 8/1990 Selga .
- 5,063,698 11/1991 Johnson et al. .
- 5,468,172 11/1995 Basile .
- 5,474,484 12/1995 Lemelle .
- 5,501,627 3/1996 Ekstein .

FOREIGN PATENT DOCUMENTS

- 322177 11/1929 United Kingdom .
- 2155858 10/1985 United Kingdom .

Primary Examiner—Martie Thompson
Attorney, Agent, or Firm—Richard C. Litman

[57] **CLAIM**

The ornamental design for a greeting card, as shown and described.

DESCRIPTION

FIG. 1 is a front elevational view thereof;
FIG. 2 is a right side elevational view thereof;
FIG. 3 is a left side elevational view thereof;
FIG. 4 is a top plan view thereof; and,
FIG. 5 is a bottom plan view thereof.

1 Claim, 3 Drawing Sheets





FIG. 1




FIG. 2




FIG. 3




FIG. 4




FIG. 5