



US00D386191S

United States Patent [19] Bruns

[11] Patent Number: Des. 386,191
[45] Date of Patent: **Nov. 11, 1997

[54] **PLANTER CLOSING WHEEL**
[75] Inventor: **Mark W. Bruns**, Gibbon, Minn.
[73] Assignee: **May-Wes Manufacturing, Inc.**,
Gibbon, Minn.
[**] Term: **14 Years**
[21] Appl. No.: **54,077**
[22] Filed: **May 6, 1996**

4,585,073 4/1986 Mayeda et al. .
4,785,890 11/1988 Martin .
5,129,282 7/1992 Bassett et al. .
5,341,754 8/1994 Winterton .
5,346,020 9/1994 Bassett .
5,398,625 3/1995 Johnson et al. .
5,437,336 8/1995 Symonds .
5,443,023 8/1995 Carroll .
5,461,995 10/1995 Winterton .
5,517,932 5/1996 Ott et al. .

Related U.S. Application Data

[62] Division of Ser. No. 34,405, Feb. 3, 1995, Pat. No. Des. 377,356.
[51] LOC (6) Cl. **15-99**
[52] U.S. Cl. **D15/28**
[58] Field of Search D15/21, 28, 29;
111/163, 166, 167, 169; 172/604; 301/43

FOREIGN PATENT DOCUMENTS

23182 6/1935 Australia 172/604
594274 3/1960 Canada .
1141-237 2/1983 Canada .
2810-221 7/1979 Germany .
55-1209 1/1980 Japan 301/43
163002 7/1986 Japan 301/43
1-52502 2/1989 Japan .
127968 12/1928 Switzerland .

Primary Examiner—Ted Shooman
Assistant Examiner—Richelle Shelton
Attorney, Agent, or Firm—Burd, Bartz & Gutenkauf

[56] References Cited

U.S. PATENT DOCUMENTS

22,676 1/1859 Seaman .
375,741 1/1888 Gilmore et al. .
391,045 10/1888 Hatch et al. 301/43
489,037 1/1893 Roadhouse .
1,847,327 3/1932 Bateman .
2,704,970 3/1955 Greaves 111/169
2,924,189 2/1960 McLeod .
3,742,877 7/1973 Coffee .
4,009,668 3/1977 Brass et al. .
4,055,126 10/1977 Brown et al. .
4,070,974 1/1978 Stacy, Jr. .
4,278,036 7/1981 Buchele .
4,295,532 10/1981 Williams et al. .
4,377,979 3/1983 Peterson et al. .
4,391,335 7/1983 Birkenbach .
4,425,973 1/1984 Williams et al. .

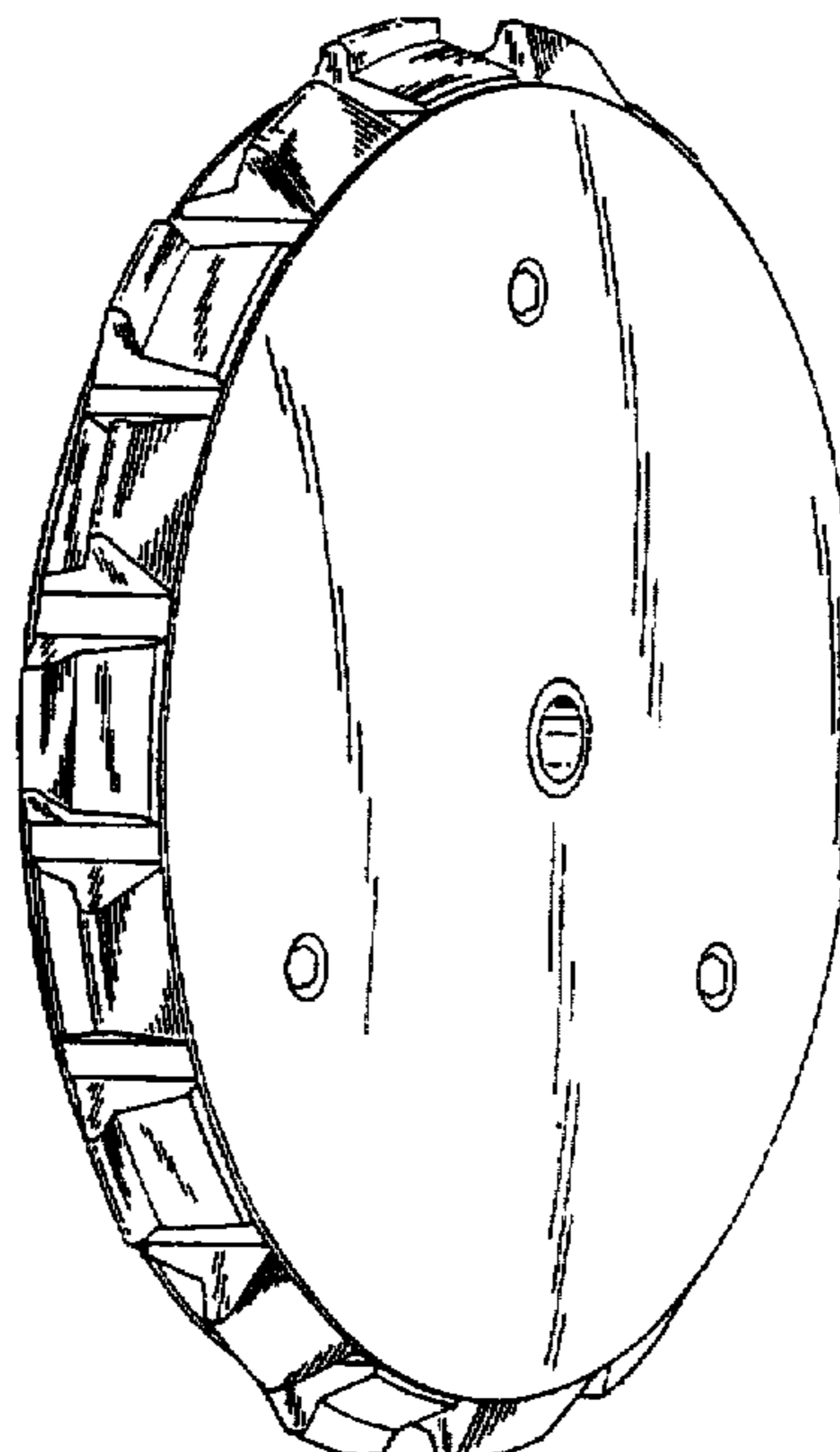
[57] CLAIM

The ornamental design for a planter closing wheel, as shown and described.

DESCRIPTION

FIG. 1 is a perspective view of the planter closing wheel showing my new design;
FIG. 2 is a front elevational view thereof, the rear elevational view being a mirror image thereof; and,
FIG. 3 is a side elevational view thereof, the opposite side elevational view is a mirror image thereof, and the top and bottom plan views are identical with the exception of the locations of the front and rear indentations.

1 Claim, 1 Drawing Sheet



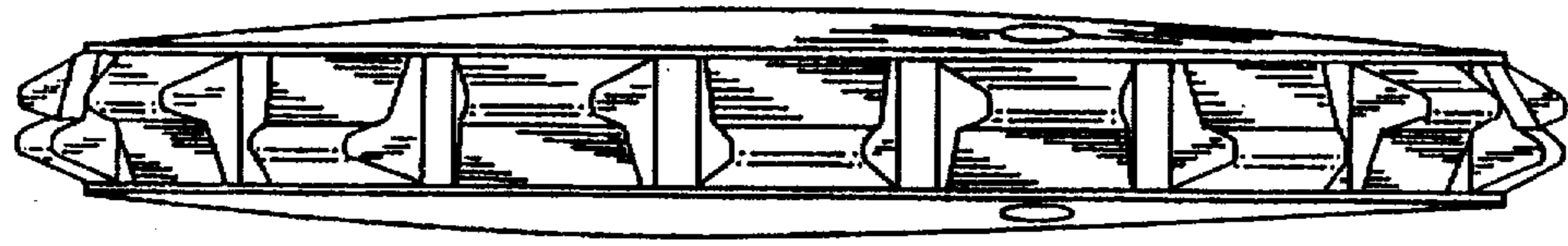


Fig. 3

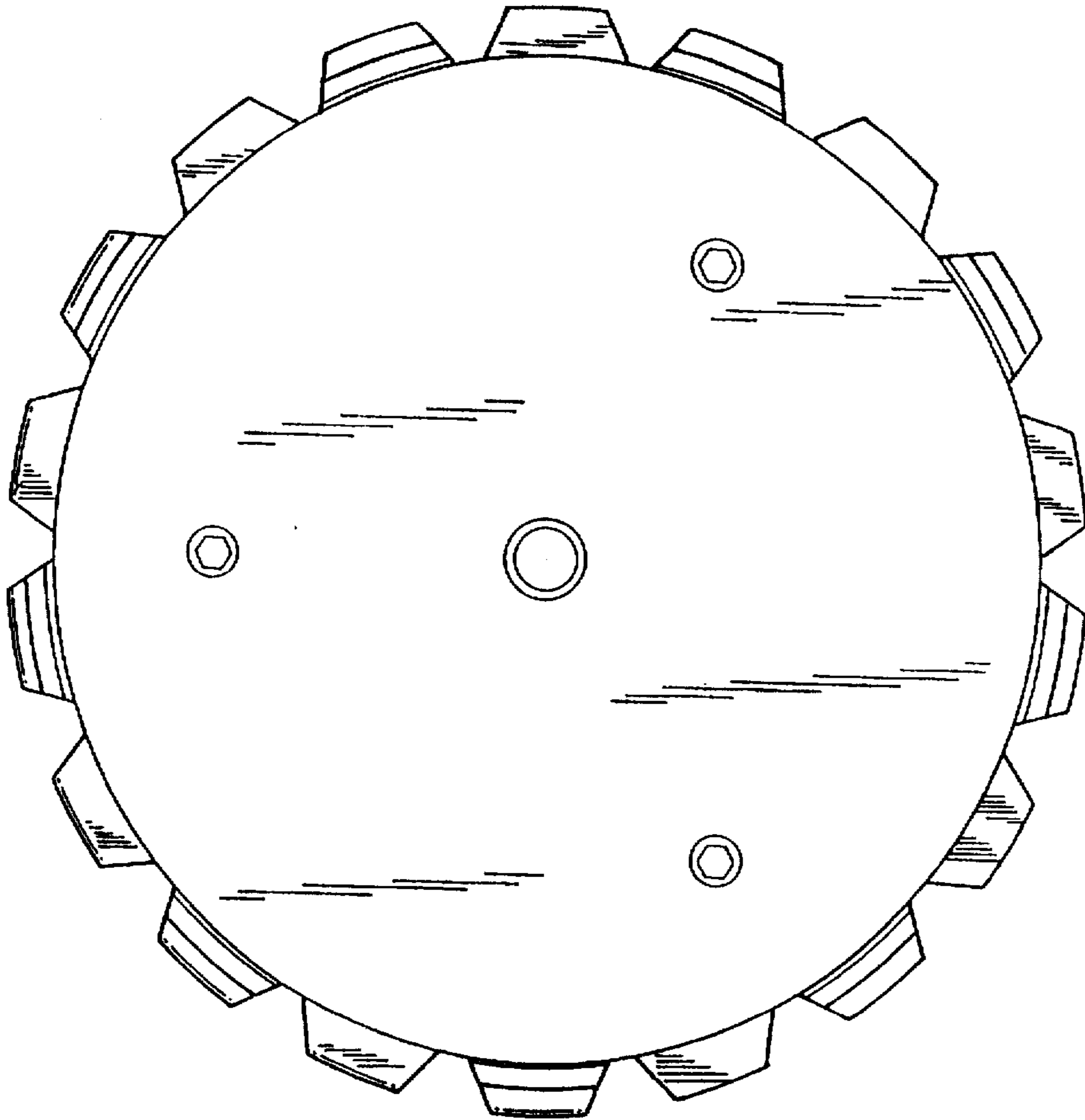


Fig. 2

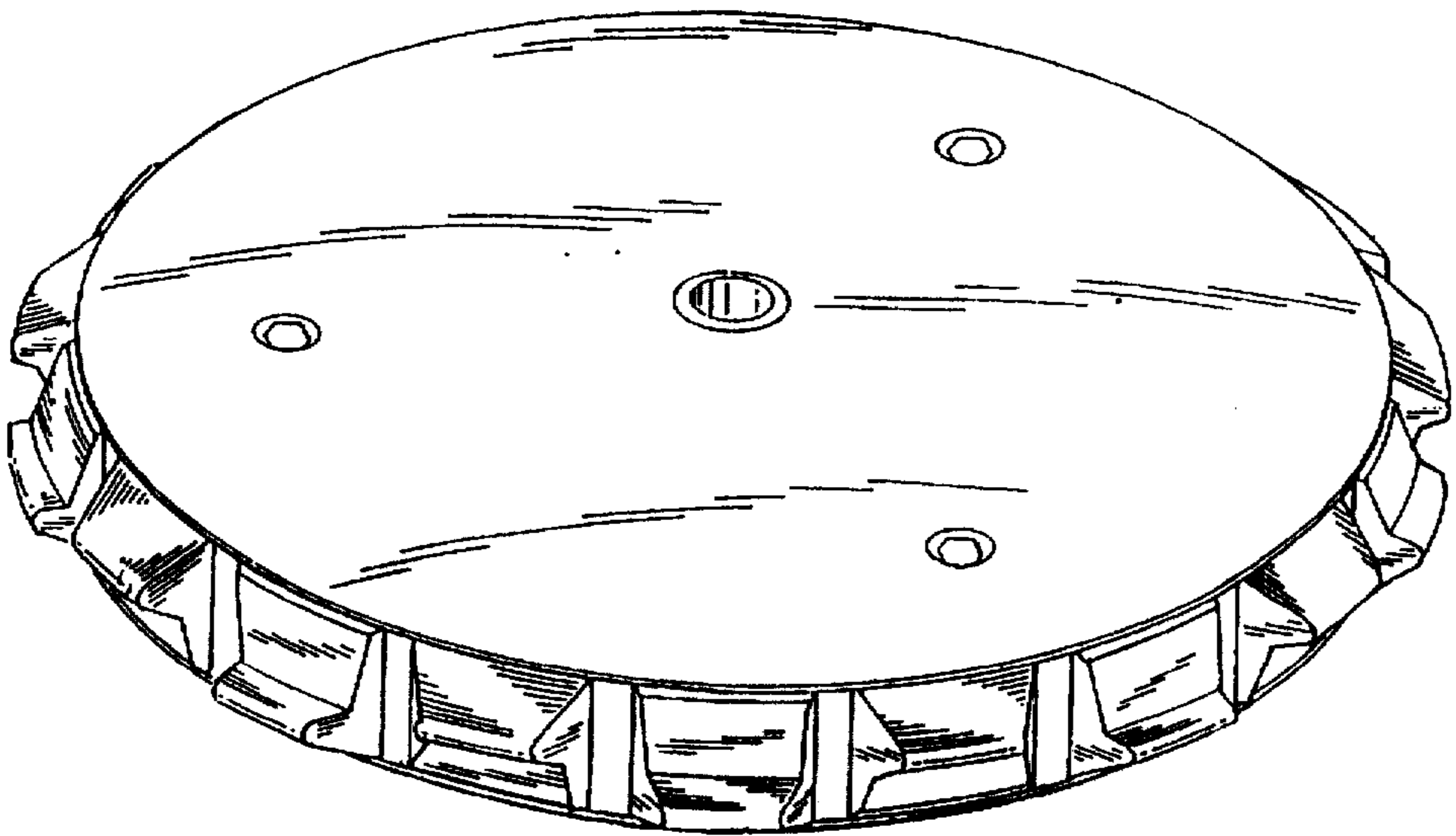


Fig. 1