



US00D386186S

United States Patent [19]

Schnetzer et al.

[11] Patent Number: Des. 386,186

[45] Date of Patent: **Nov. 11, 1997

[54] WIRELESS LOCAL LOOP ANTENNA

[75] Inventors: Michel W. Schnetzer; Clinton J. Wilber, both of San Diego; Paul E. Jacobs, La Jolla; Thomas J. Chintala; Thomas J. Neppl, both of San Diego, all of Calif.

[73] Assignee: Qualcomm Incorporated, San Diego, Calif.

[**] Term: 14 Years

[21] Appl. No.: 50,732

[22] Filed: Feb. 26, 1996

[51] LOC (6) Cl. 14-99

[52] U.S. Cl. D14/230

[58] Field of Search D14/230; 343/726, 343/748, 764, 787, 842

[56] References Cited

U.S. PATENT DOCUMENTS

D. 122,616 9/1940 Lear D14/230

D. 211,028	5/1968	Zuconi	D14/230
D. 320,990	10/1991	Scott et al.	D14/230
D. 327,690	7/1992	Ogawa et al.	D14/230
D. 327,691	7/1992	Ogawa et al.	D4/230
2,419,480	4/1947	Bryan et al.	343/842

OTHER PUBLICATIONS

Vriden Lighting Catalogue; 1971; p. 108; Glass Diffusers.

Primary Examiner—Dominic Simone

Attorney, Agent, or Firm—Russell B. Miller; Brian S. Edmonston



[57] CLAIM

The ornamental design for a wireless local loop antenna, as shown.

DESCRIPTION

FIG. 1 is a perspective view of the antenna; FIG. 2 is a bottom perspective plan view thereof; FIG. 3 is a top plan view thereof; and, FIG. 4 is a side plan view thereof.

1 Claim, 3 Drawing Sheets






FIG. 1




FIG. 2




FIG. 4



FIG. 3