



US00D386175S

# United States Patent [19]

[11] Patent Number: **Des. 386,175**

Nagele et al.

[45] Date of Patent: **\*\*Nov. 11, 1997**

[54] **PORTABLE TELEPHONE**

[75] Inventors: **Albert Leo Nagele, Wilmette; Bradley K. Lohrding, Wheeling; Bradford F. Butts, Oak Park; Daniel T. Berg, Antioch; Michael L. Charlier, Palatine, all of Ill.**

[73] Assignee: **Motorola, Inc., Schaumburg, Ill.**

[\*\*] Term: **14 Years**

[21] Appl. No.: **51,529**

[22] Filed: **Mar. 12, 1996**

[51] LOC (6) Cl. .... **14-03**

[52] U.S. Cl. .... **D14/138**

[58] Field of Search ..... **D14/137, 138, D14/140, 142, 147-151, 240, 248; 379/58-61, 419, 420, 428, 440, 433-436, 454, 455; 455/89, 90**

[56] **References Cited**

**U.S. PATENT DOCUMENTS**

- D. 345,734 4/1994 Seymour et al. .... D14/138
- D. 354,284 1/1995 White ..... D14/138
- D. 356,563 3/1995 Berry ..... D14/138
- D. 362,249 9/1995 Burstedt et al. .... D14/138
- D. 364,160 11/1995 Seki ..... D14/138
- D. 370,016 5/1996 Replinger et al. .... D14/138 X
- D. 370,673 6/1996 Happs et al. .... D14/138
- D. 372,237 7/1996 Nagele et al. .... D14/138

- D. 373,764 9/1996 Nagele et al. .... D14/138
- D. 374,006 9/1996 Tattari ..... D14/138

**FOREIGN PATENT DOCUMENTS**

- 5-95300 A 4/1993 Japan ..... 455/89

**OTHER PUBLICATIONS**

Page showing German Design Publication M 94 07 981, published May 24, 1995.

Page showing Technophone EZ400 Titled Easy Does It. Mobile Office Sep., 1993, p. 102, Novatel Avante 7000.

*Primary Examiner*—Jeffrey Asch  
*Attorney, Agent, or Firm*—Randall S. Vaas

[57] **CLAIM**

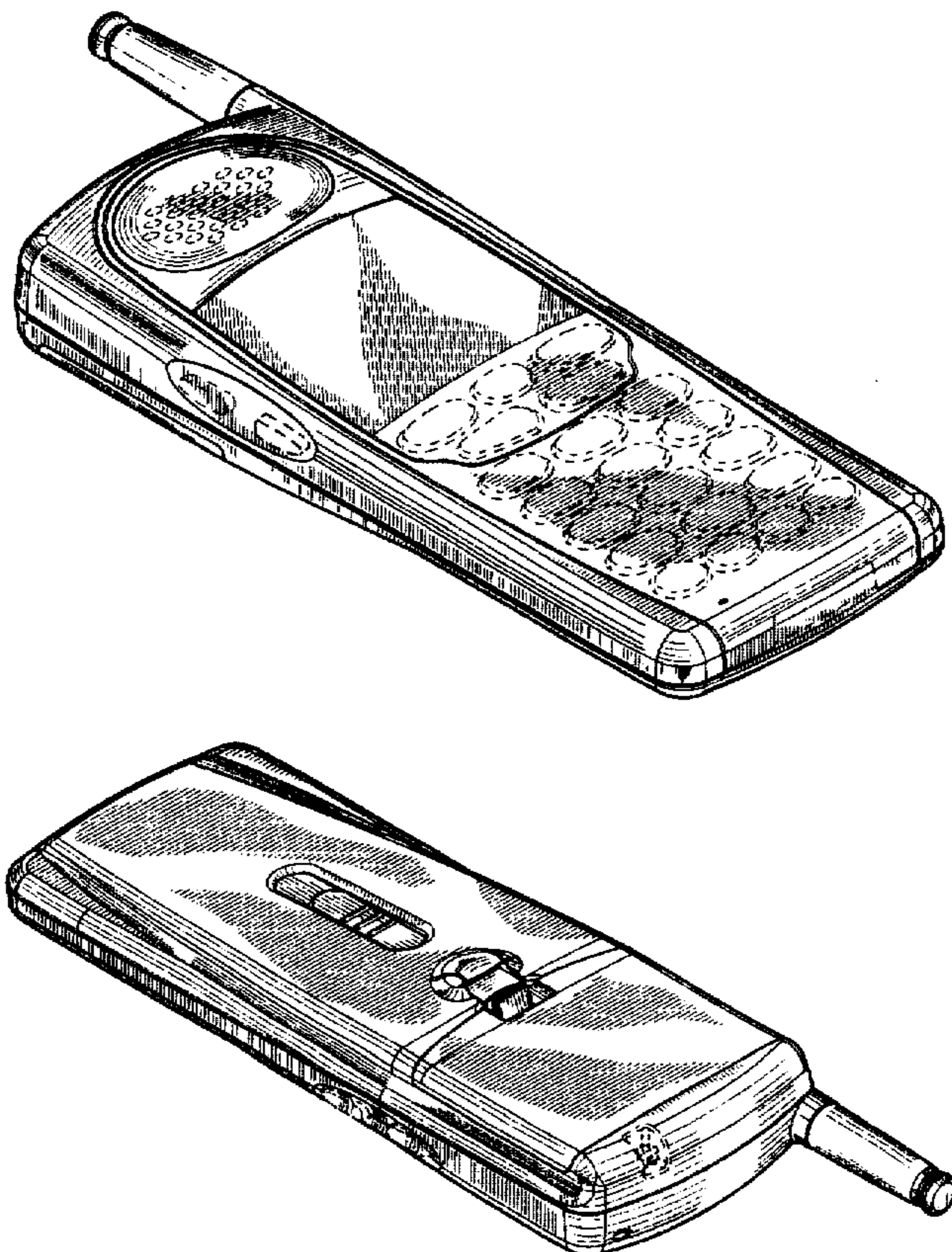
The ornamental design for a portable telephone, as shown and described.

**DESCRIPTION**

FIG. 1 is a front, bottom, and left side perspective view showing our new design for a portable telephone;  
 FIG. 2 is a back, top, and left side perspective view thereof;  
 FIG. 3 is a left side elevation view thereof;  
 FIG. 4 is a right side elevation view thereof;  
 FIG. 5 is a top plan view thereof;  
 FIG. 6 is a bottom plan view thereof; and,  
 FIG. 7 is a rear elevation view thereof.

The broken line showings are for illustrative purposes only and form no part of the claimed design.

**1 Claim, 3 Drawing Sheets**



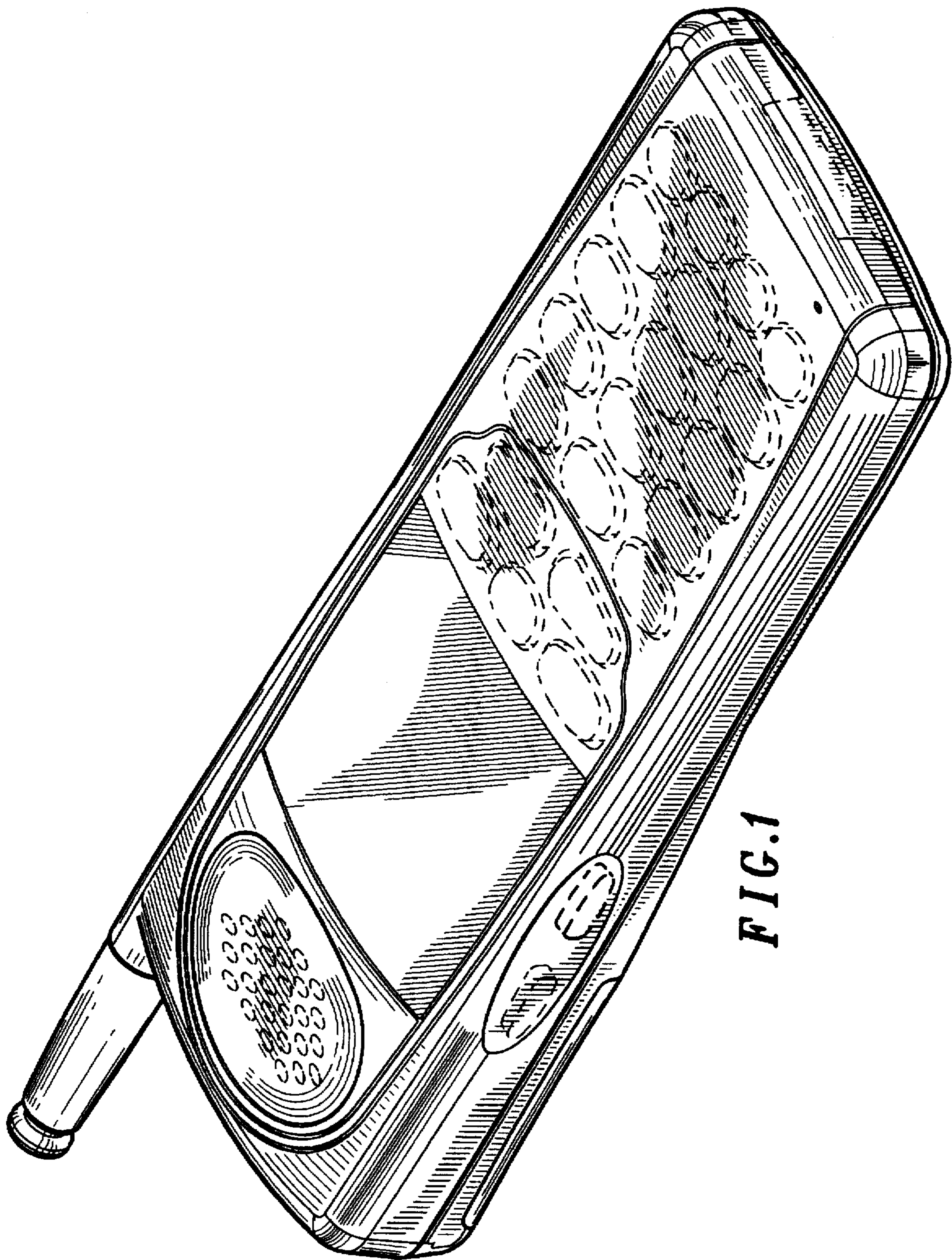


FIG. 1

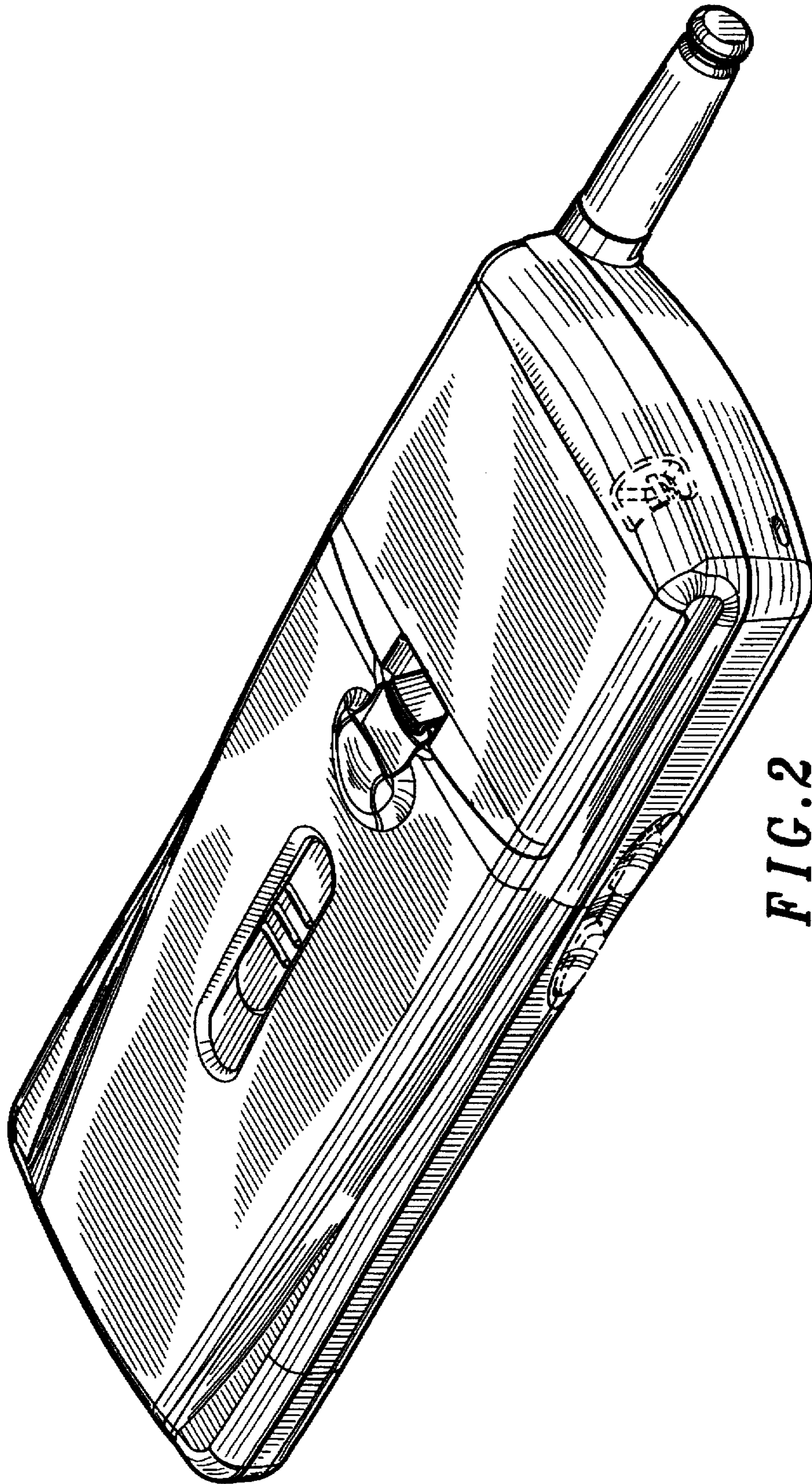
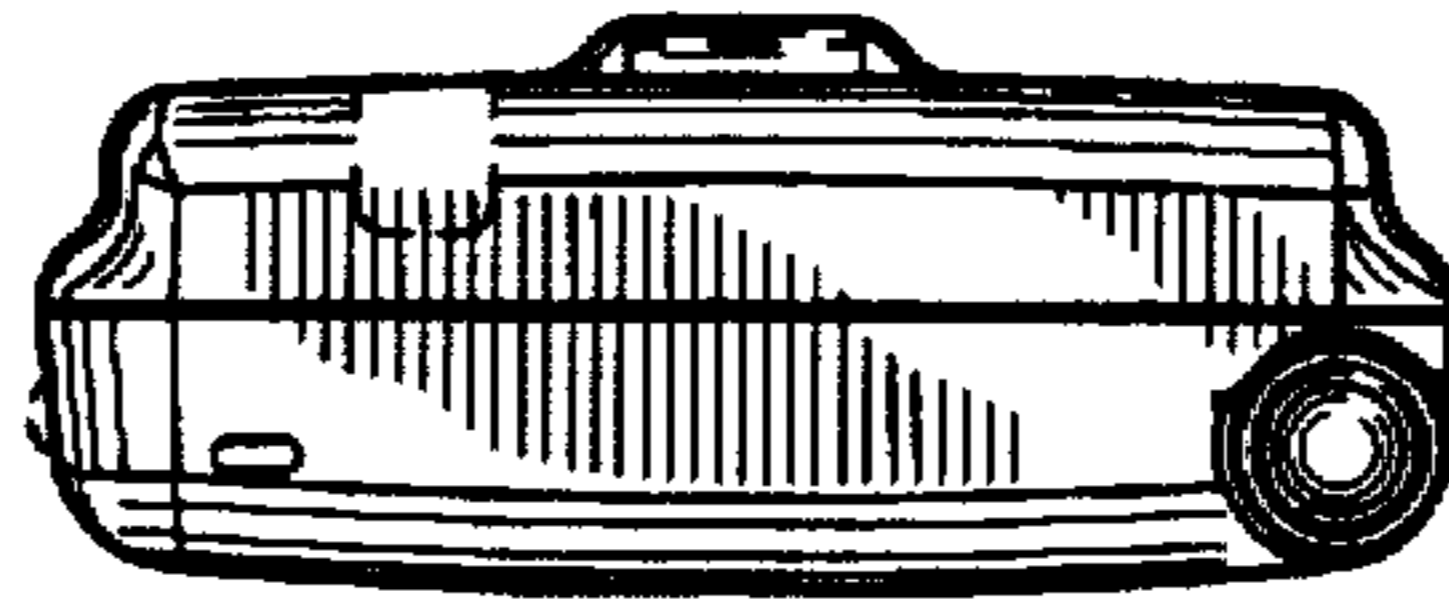

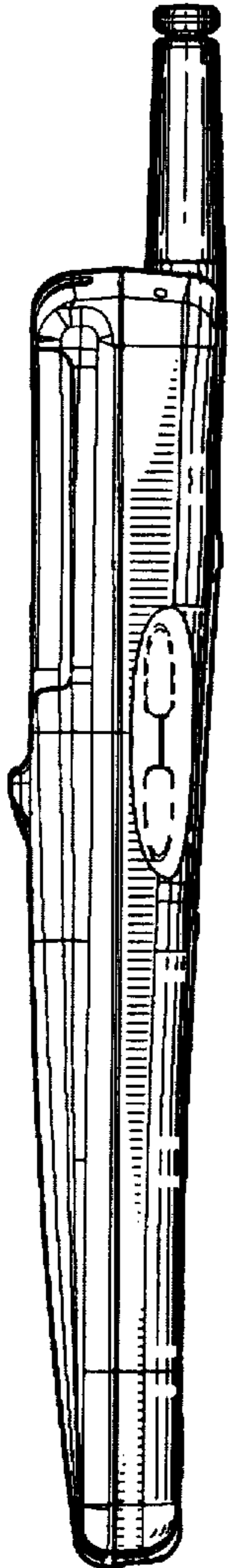


FIG. 2



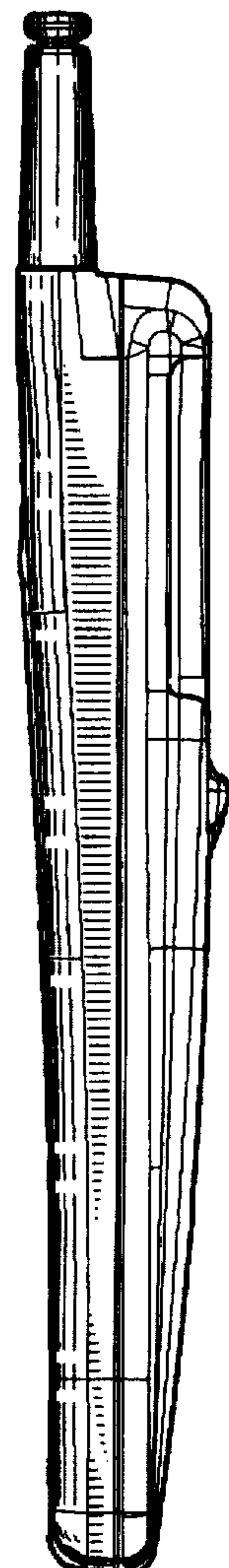
*FIG. 4*

*FIG. 6*



*FIG. 3*

*FIG. 7*



*FIG. 5*

