

US00D386138S

United States Patent [19]
Chen

[11] **Patent Number: Des. 386,138**
[45] **Date of Patent: **Nov. 11, 1997**

[54] **VEHICLE WHEEL**

[75] **Inventor: Ting-Hsing Chen, Tainan, Taiwan**

[73] **Assignee: Far Great Plastics Industrial Co., Ltd., Tainan, Taiwan**

[**] **Term: 14 Years**

[21] **Appl. No.: 52,728**

[22] **Filed: Apr. 9, 1996**

[51] **LOC (6) Cl. 12-16**

[52] **U.S. Cl. D12/209**

[58] **Field of Search D12/204-213;
301/64.1, 65, 37.1, 64.7, 63.1**

D. 301,451	6/1989	Reid	D12/211
D. 326,838	6/1992	Julien	D12/211
D. 341,809	11/1993	Chen	D12/211
D. 359,938	7/1995	Chien	D12/209

Primary Examiner—James Gandy
Assistant Examiner—Stacia Sinuik
Attorney, Agent, or Firm—Morton J. Rosenberg; David I. Klein

[57] **CLAIM**

The ornamental design for a vehicle wheel, as shown and described.

DESCRIPTION


FIG. 1 is a perspective view of a vehicle wheel showing my present design;
FIG. 2 is a front view thereof;
FIG. 3 is a rear view thereof;
FIG. 4 is a left side elevation view thereof;
FIG. 5 is a right side elevation view thereof;
FIG. 6 is a top plan view thereof; and,
FIG. 7 is a bottom plan view.

1 Claim, 5 Drawing Sheets

[56] **References Cited**

U.S. PATENT DOCUMENTS

D. 270,826	10/1983	Reid	D12/211
D. 275,192	8/1984	Schinella	D12/211
D. 275,193	8/1984	Schinella	D12/211
D. 282,159	1/1986	Schell et al.	D12/211
D. 292,906	11/1987	Menking et al.	D12/211






FIG. 1

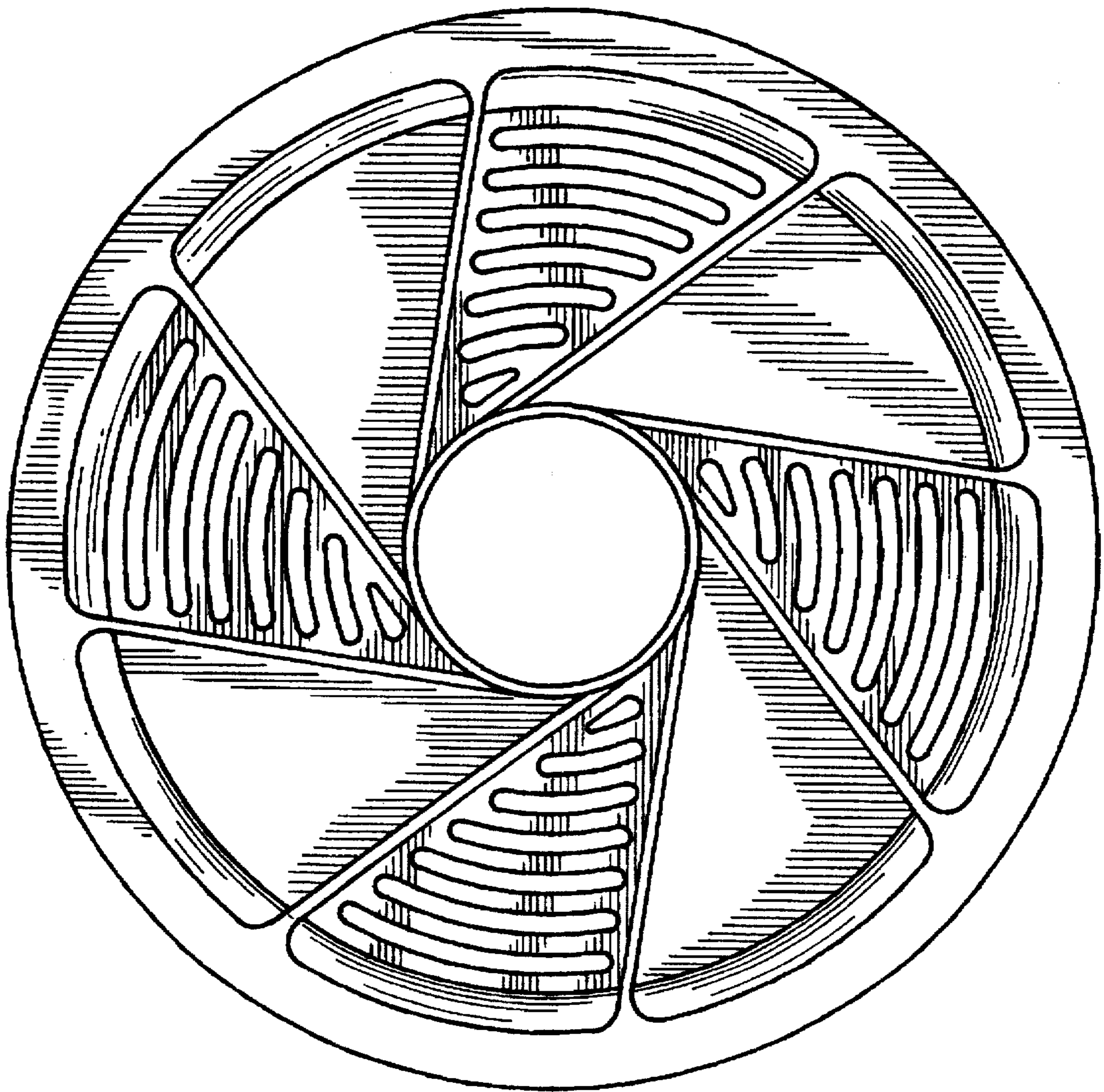
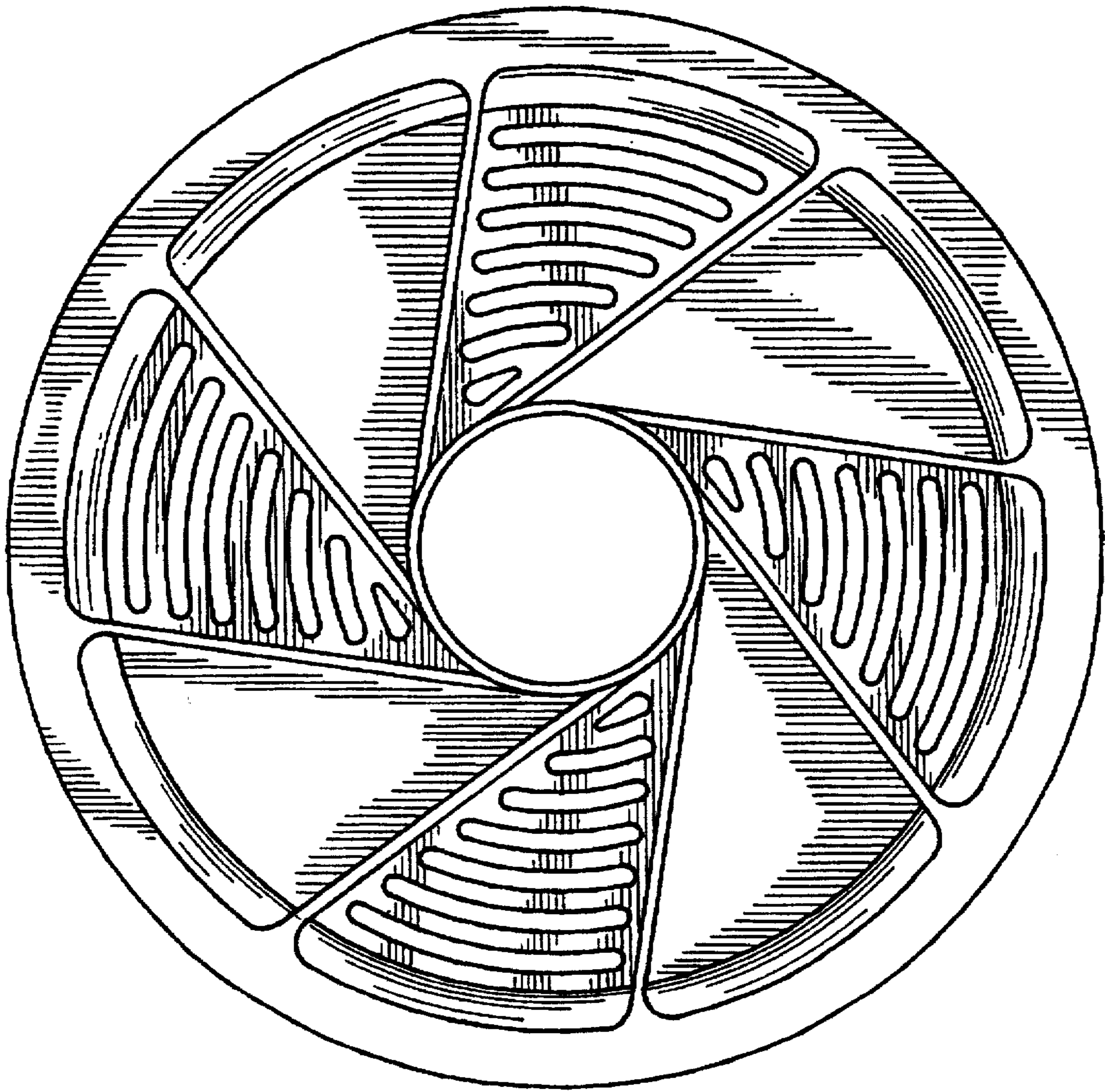


FIG. 2



F I G . 3

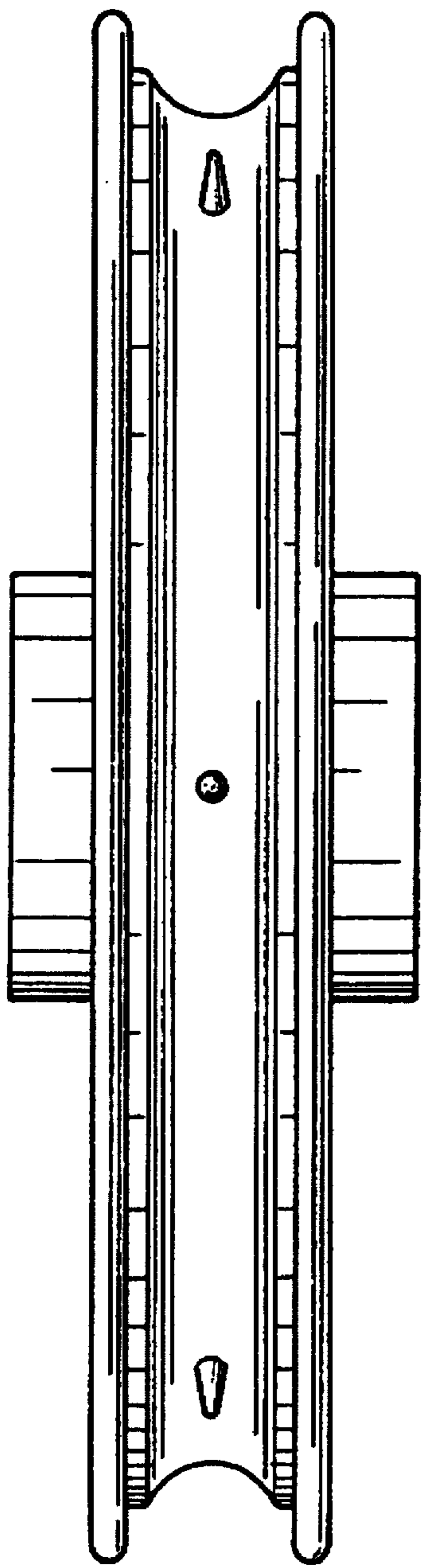


FIG. 4

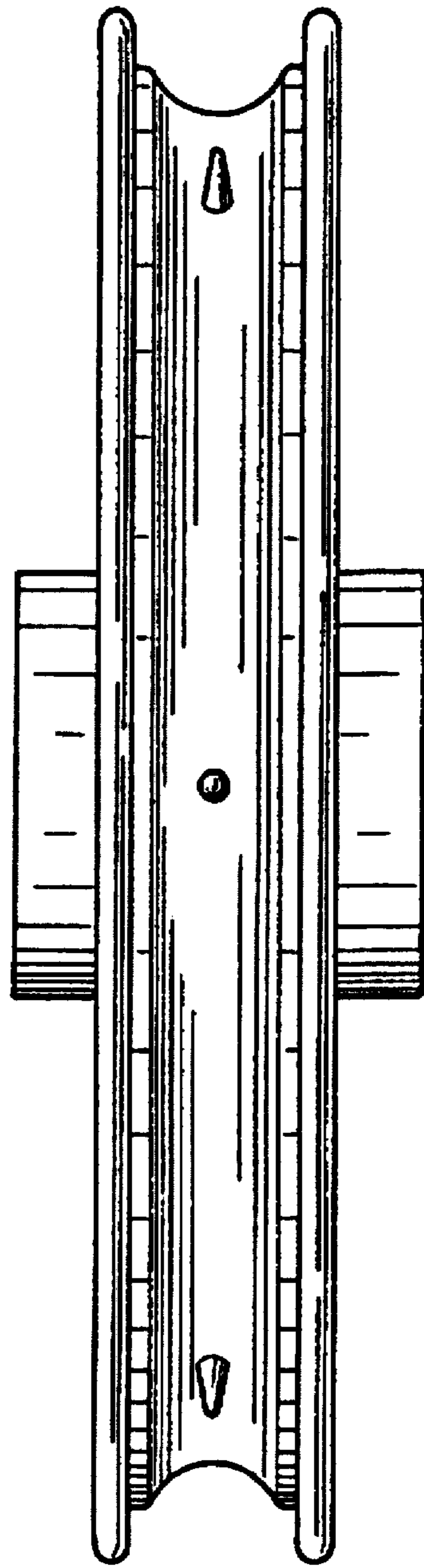


FIG. 5

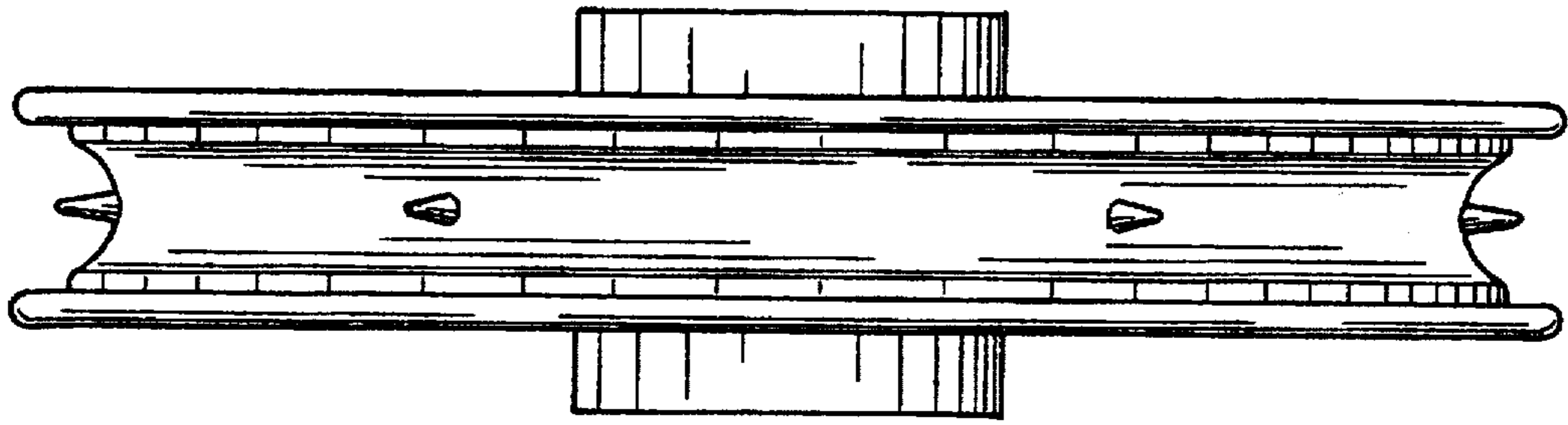


FIG. 6

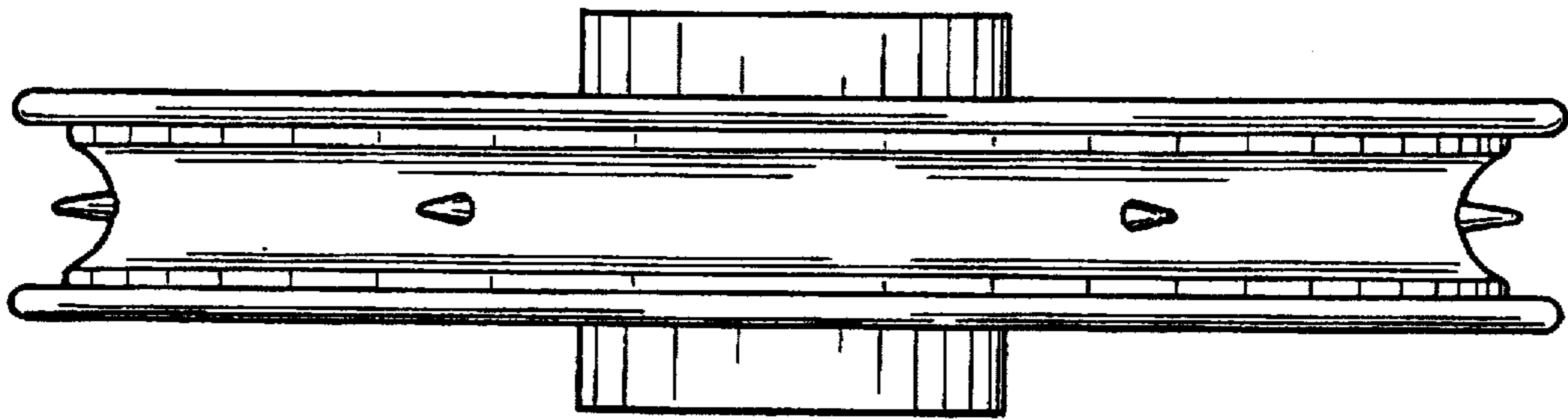


FIG. 7