



US00D386135S

**United States Patent** [19]  
**Maxwell**

[11] **Patent Number: Des. 386,135**

[45] **Date of Patent: \*\*Nov. 11, 1997**

[54] **TIRE TREAD**

[75] **Inventor: Paul Bryan Maxwell, Munroe Falls, Ohio**

[73] **Assignee: The Goodyear Tire & Rubber Company, Akron, Ohio**

[\*\*] **Term: 14 Years**

[21] **Appl. No.: 59,613**

[22] **Filed: Sep. 13, 1996**

[51] **LOC (6) Cl. .... 12-15**

[52] **U.S. Cl. .... D12/147**

[58] **Field of Search ..... D12/136, 138, D12/140-151; 152/209 D, 209 R**

[56] **References Cited**

**U.S. PATENT DOCUMENTS**

D. 362,220	9/1995	Van Emburg .....	D12/147
5,375,639	12/1994	Suzuki et al. ....	152/209 R
5,386,862	2/1995	Glover et al. ....	152/209 R
5,421,391	6/1995	Himuro .....	152/209 R

**OTHER PUBLICATIONS**

Uniroyal Rallye RTT-1/ZR Tire, 1995 Tread Design Guide, p. 71, Jan. 1995.

*Primary Examiner*—James Gandy  
*Attorney, Agent, or Firm*—T. P. Lewandowski


[57] **CLAIM**

The ornamental design for a tire tread, as shown and described.

**DESCRIPTION**

FIG. 1 is a perspective view of a tire tread showing my new design, it being understood that the pattern is repeated uniformly throughout the circumference of the tread; FIG. 2 is a front elevational view thereof; FIG. 3 is a side elevational view thereof, the opposite side elevational view being a mirror image thereof; and, FIG. 4 is an enlarged fragmentary front view thereof. In the drawings, the broken lines defining the inner bead of the sidewall and the peripheral boundary between the tire tread and the sidewall are for illustrative purposes only and form no part of the claimed design.

**1 Claim, 4 Drawing Sheets**






FIG-1




FIG-2

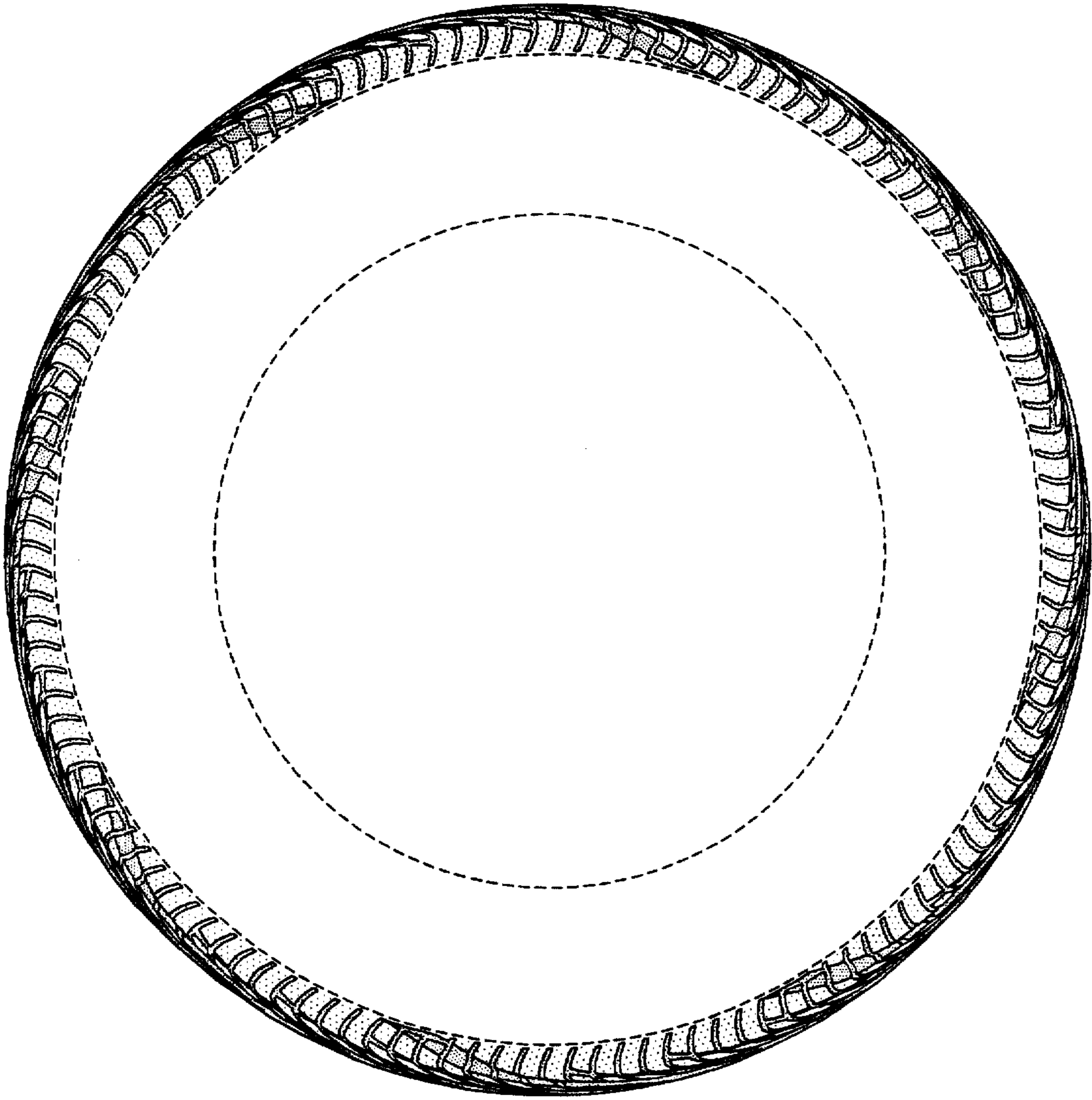


FIG-3

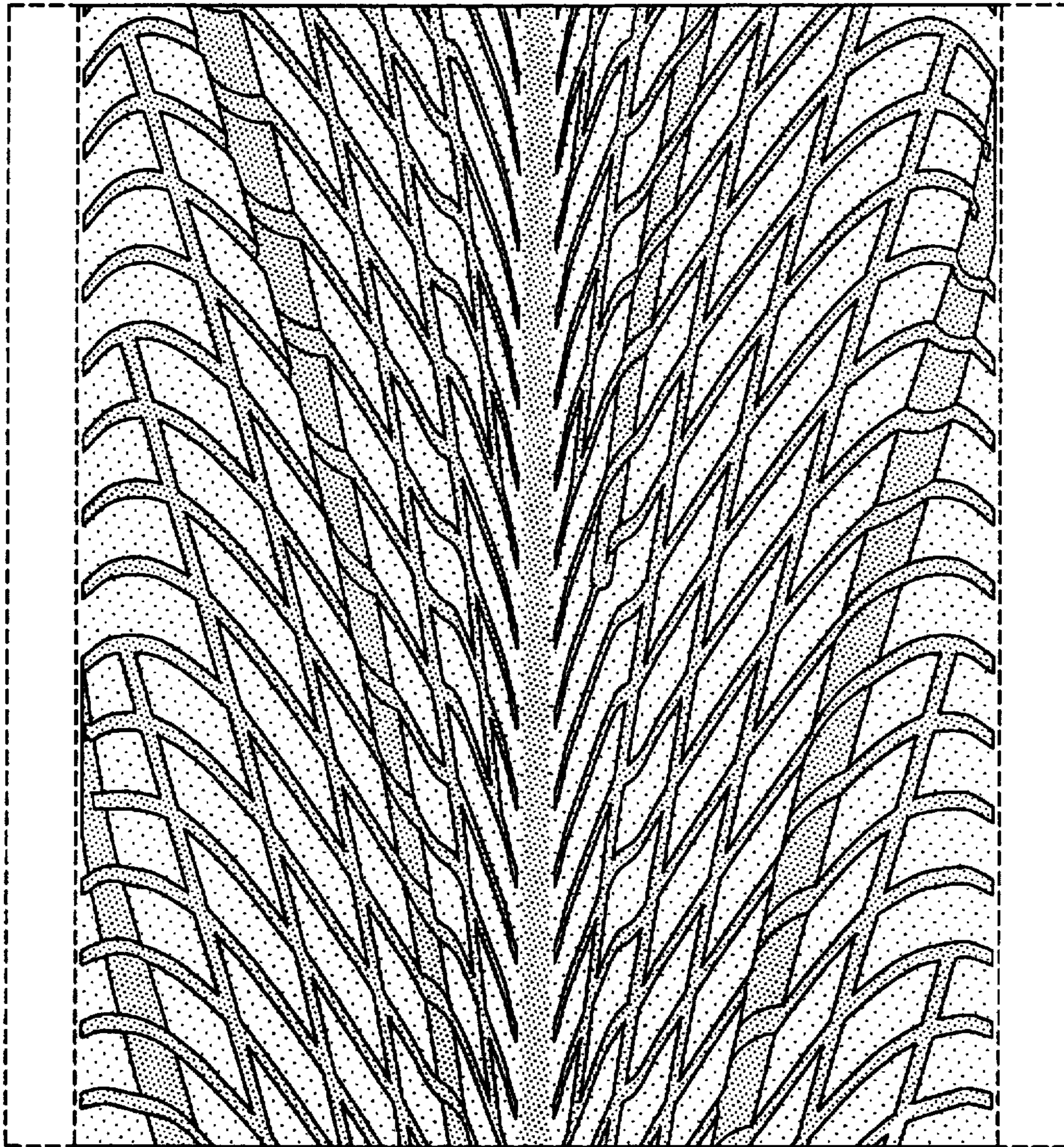


FIG-4