



US00D386114S

**United States Patent** [19]  
**Carson**

[11] **Patent Number:** **Des. 386,114**  
[45] **Date of Patent:** **\*\*Nov. 11, 1997**

[54] **TREE COLLAR PLANTER**

[75] **Inventor:** **Herbert C. Carson, Memphis, Tenn.**

[73] **Assignee:** **Horseshoe Industries, LLC.,  
Horseshoe Lake, Ark.**

[\*\*] **Term:** **14 Years**

[21] **Appl. No.:** **62,587**

[22] **Filed:** **Nov. 19, 1996**

[51] **LOC (6) Cl.** ..... **11-02**

[52] **U.S. Cl.** ..... **D11/143; D11/152**

[58] **Field of Search** ..... **D11/143, 152-155,  
D11/164; 47/23, 26, 66, 71, 40.5, 41.01,  
42; 206/423; 248/27.8**

[56] **References Cited**

**U.S. PATENT DOCUMENTS**

D. 278,521	4/1985	Baird et al.	.....	D11/143 X
585,486	6/1897	Snow	.....	47/41.01
1,499,473	7/1924	Price	.....	47/66
2,813,619	11/1957	Gerowin	.....	206/423
4,708,256	11/1987	Intardonato	.....	D11/152 X

*Primary Examiner*—Caron D. Veynar

*Attorney, Agent, or Firm*—Walker, McKenzie & Walker,  
P.C.

[57] **CLAIM**

The ornamental design for a tree collar planter, as shown and described.

**DESCRIPTION**

FIG. 1 is a top view of the invention;

FIG. 2 is a bottom view of the invention;

FIG. 3 is a sectional view of the invention, taken substantially along the line 3—3 shown in FIG. 1;

FIG. 4 is a partial sectional view of the invention, taken substantially along the line 4—4 shown in FIG. 1;

FIG. 5 is a left side view of the invention, the right side view of the invention is a mirror image of FIG. 5;

FIG. 6 is a rear side view of the invention;

FIG. 7 is a sectional view of the invention, taken substantially along the line 7—7 shown in FIG. 1;

FIG. 8 is a front side view of the invention; and,

FIG. 9 is a perspective view, the broken line showing of a tree trunk, plants and soil are for illustrative purposes only and forms no part of the claimed design.

**1 Claim, 3 Drawing Sheets**




FIG. 1

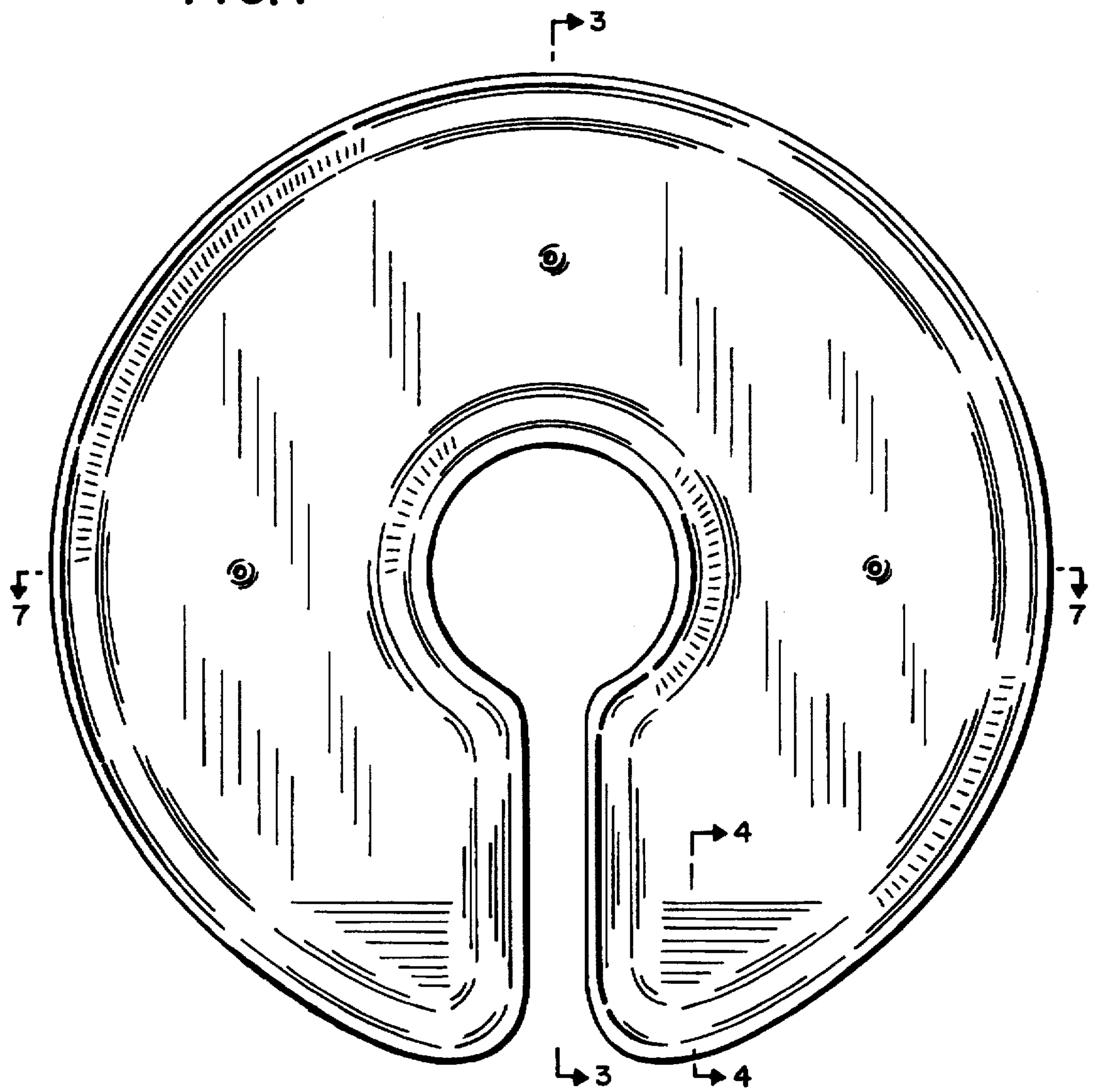


FIG. 3

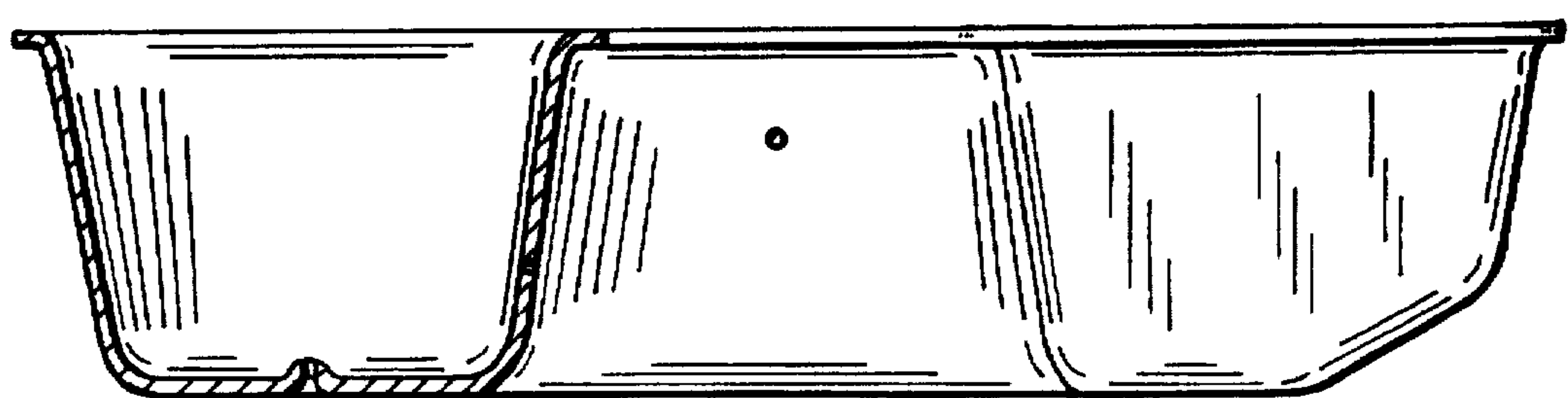


FIG. 2

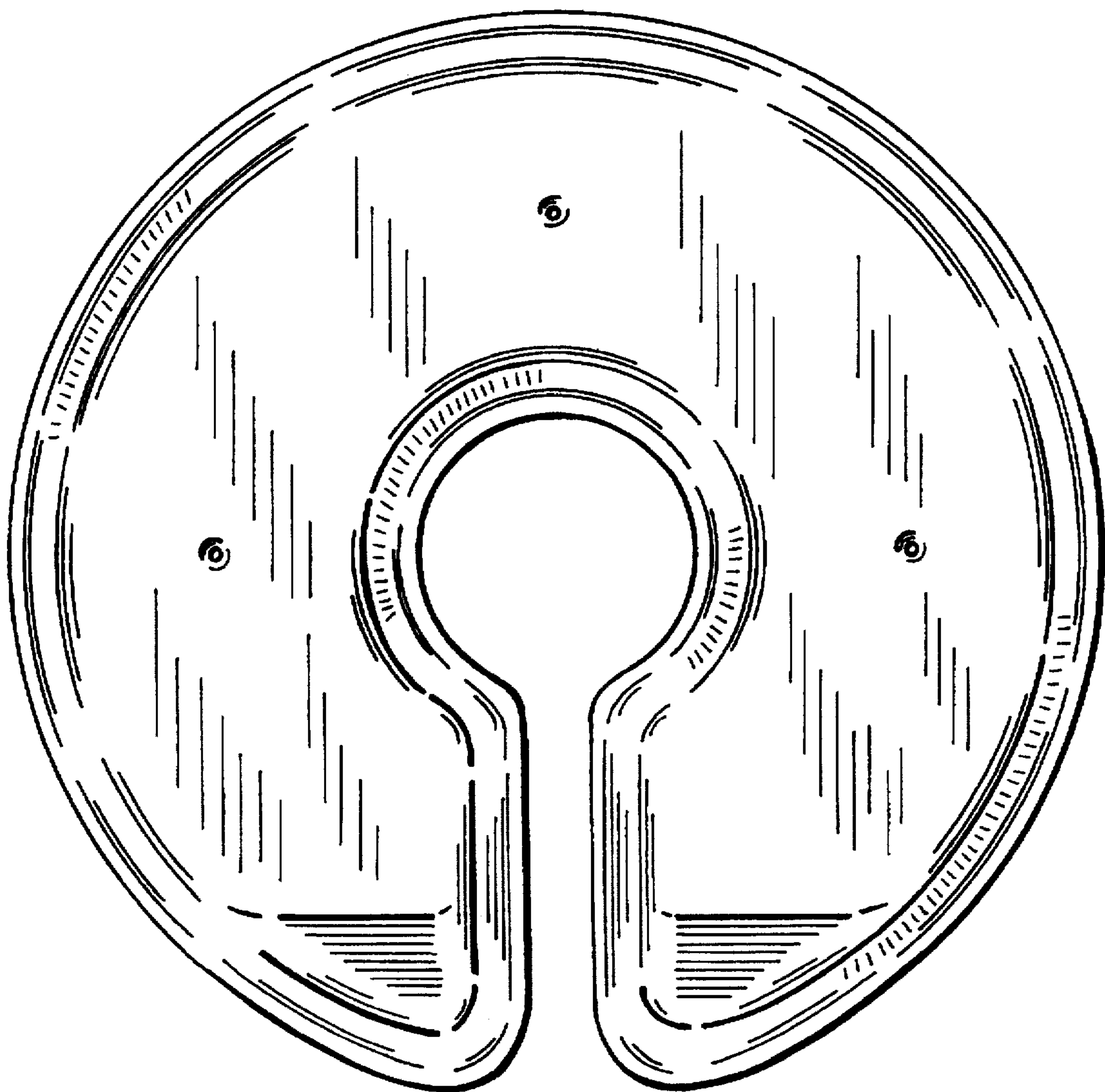


FIG. 5




FIG. 6




FIG. 7




FIG. 8

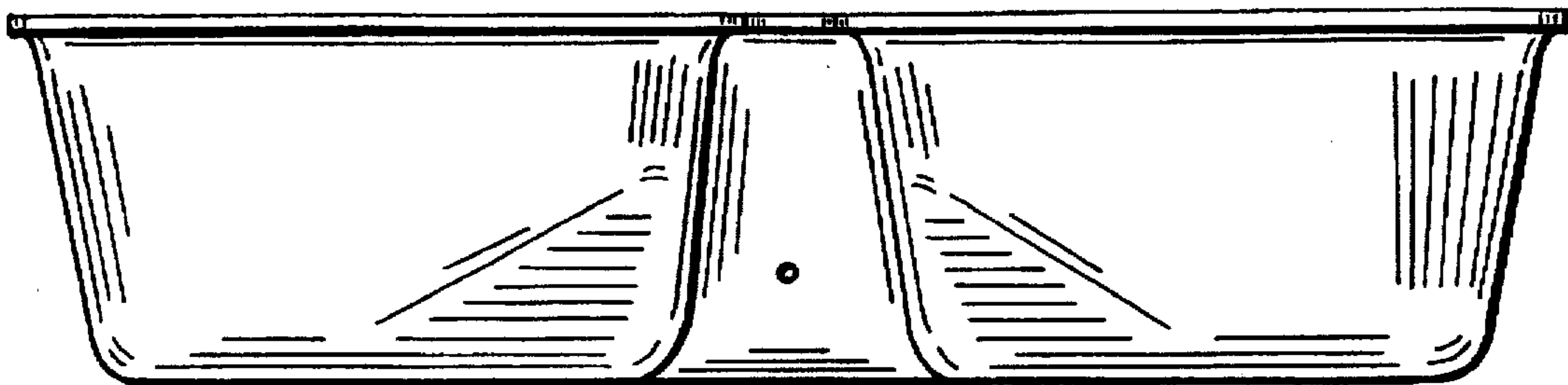


FIG. 4




FIG. 9

