



US00D386109S

United States Patent [19]

Hsiao Chan

[11] Patent Number: **Des. 386,109**

[45] Date of Patent: ****Nov. 11, 1997**

[54] **ORNAMENTAL ARTICLE**

[76] Inventor: **Mei-Mei Hsiao Chan**, No. 46, Jang Chyou 1st., Talee City, Taichung Hsien, Taiwan

[**] Term: **14 Years**

[21] Appl. No.: **57,118**

[22] Filed: **Jul. 16, 1996**

[51] LOC (6) Cl. **11-05**

[52] U.S. Cl. **D11/121; D11/131**

[58] Field of Search **D11/121, 131; D19/96; 428/7, 11**

[56] **References Cited**

U.S. PATENT DOCUMENTS

- D. 178,821 9/1956 Bendzin D11/121
- D. 202,192 9/1965 Brunbaum D11/121
- D. 224,411 7/1972 Moranduzzo D11/121

- D. 244,013 4/1977 Perkins D11/121 X
- D. 346,134 4/1994 Chin-Seng D11/131
- D. 352,477 11/1994 Yang D11/121
- D. 369,314 4/1996 Yang D11/121
- 3,533,890 10/1970 Nesbit 428/11

Primary Examiner—Dominic Simone
Attorney, Agent, or Firm—Bacon & Thomas

[57] **CLAIM**

The ornamental design for ornamental article, as shown and described.

DESCRIPTION

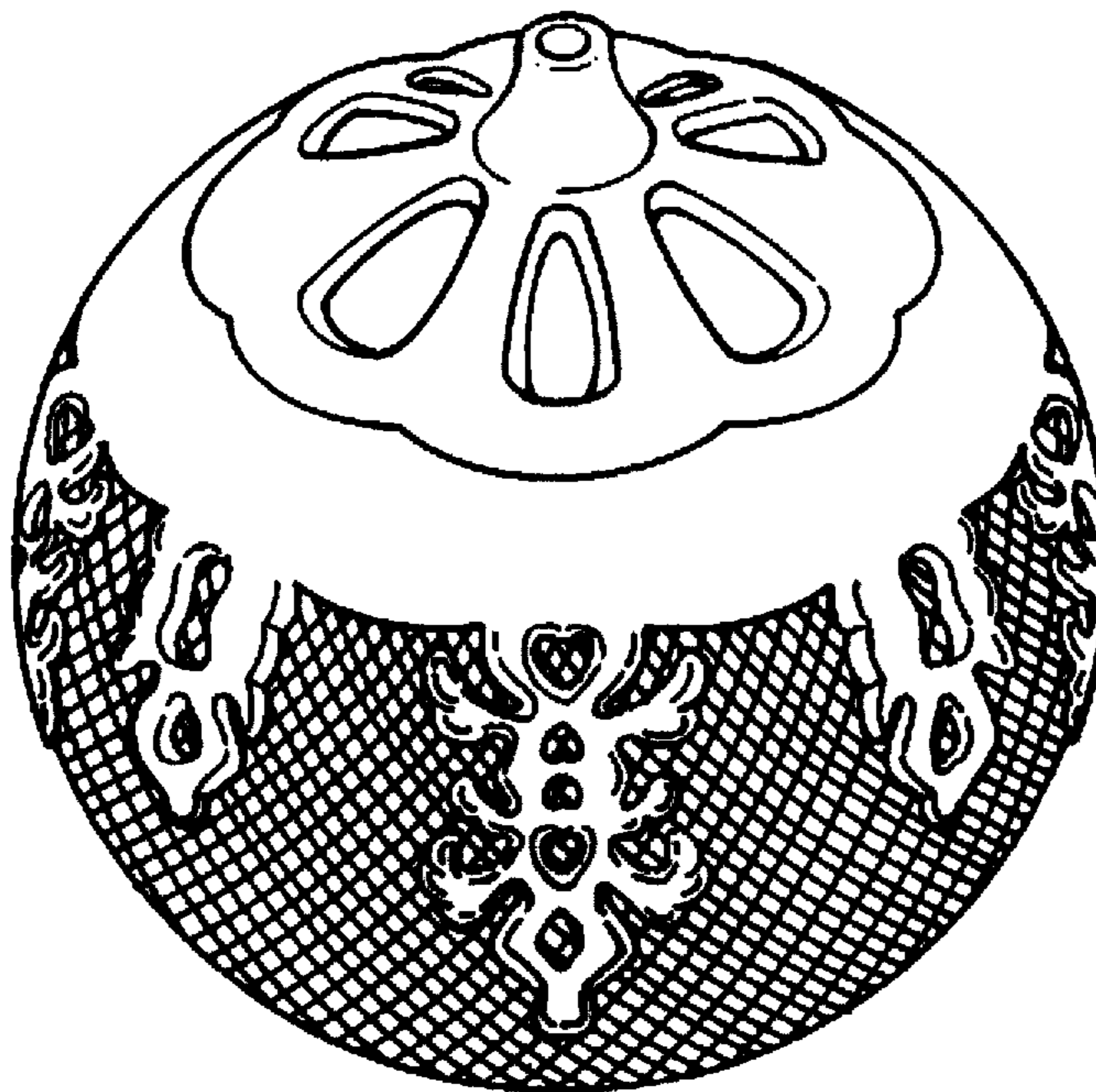
FIG. 1 is a perspective view of ornamental article showing my new design;

FIG. 2 is a front view thereof, the rear view, left side view and right side view are identical;

FIG. 3 is a top view thereof; and,

FIG. 4 is a bottom view thereof.

1 Claim, 2 Drawing Sheets



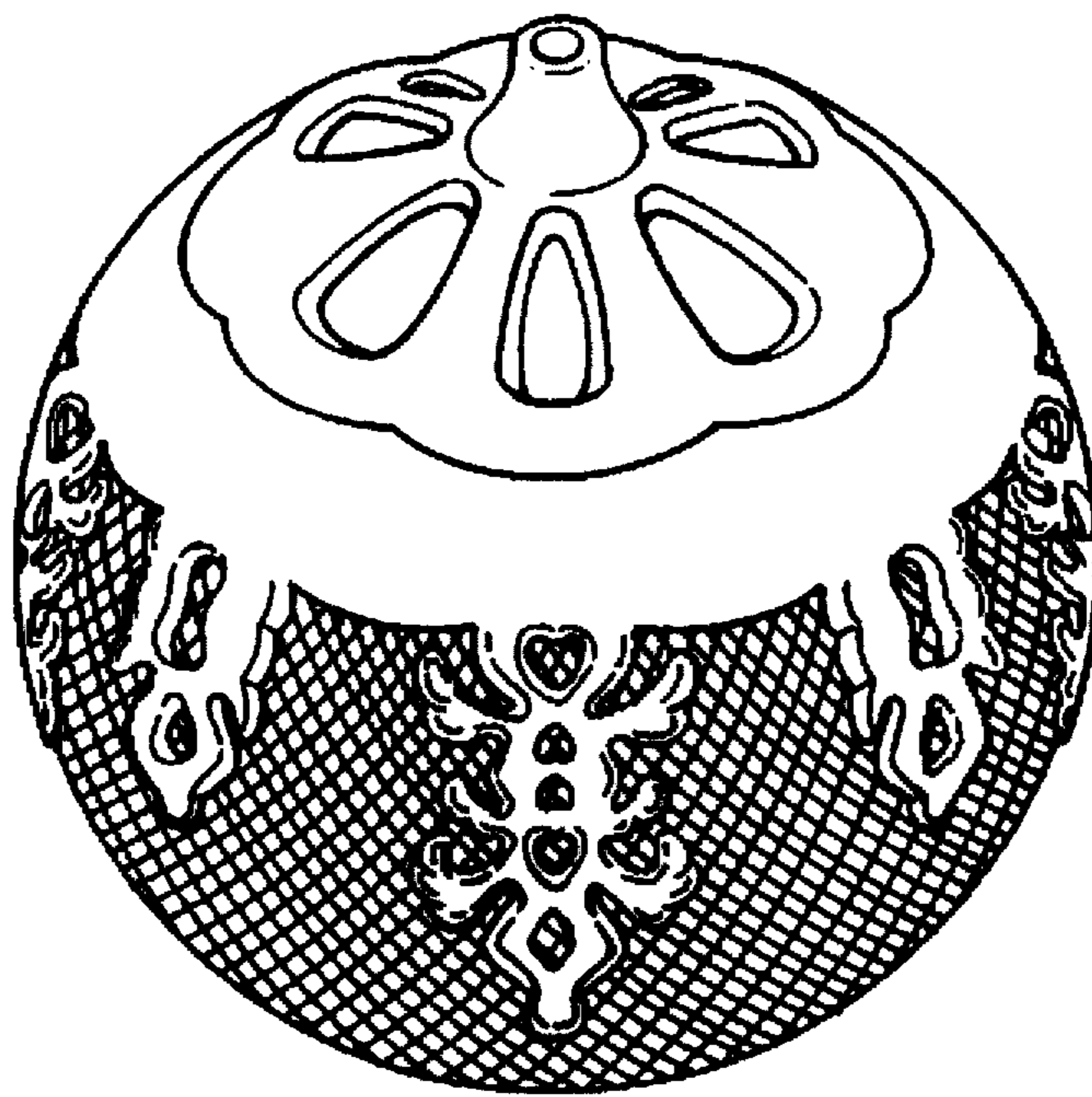


FIG. 1

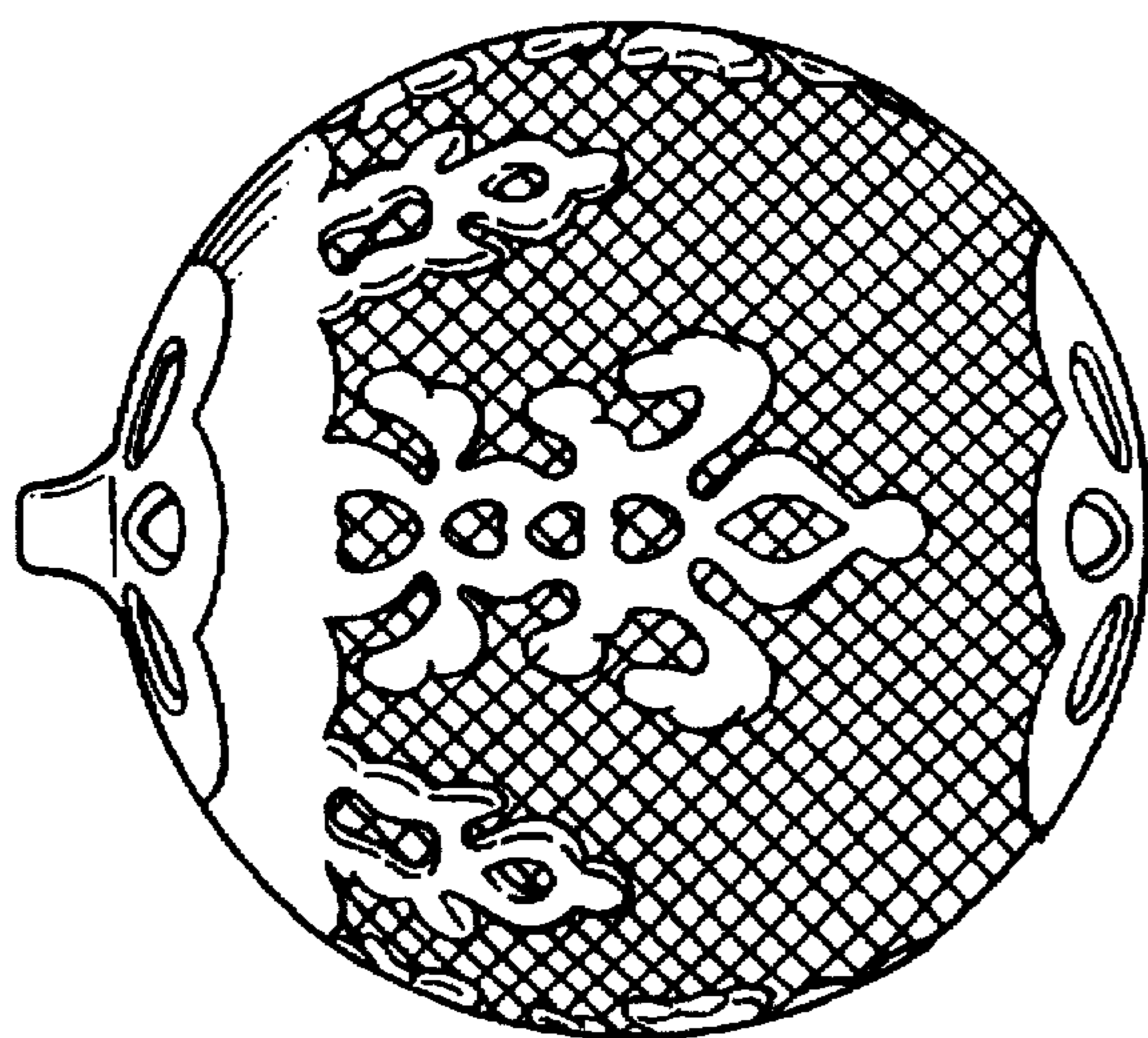


FIG. 2




FIG. 3




FIG. 4