



US00D386074S

United States Patent [19] Pharo

[11] Patent Number: **Des. 386,074**

[45] Date of Patent: ****Nov. 11, 1997**

[54] **PORTABLE UTILITY STORAGE BIN**

[75] Inventor: **Daniel A. Pharo, Valencia, Calif.**

[73] Assignee: **The D. Pharo Family Limited Partnership, Valencia, Calif.**

[**] Term: **14 Years**

[21] Appl. No.: **51,166**

[22] Filed: **Mar. 4, 1996**

[51] LOC (6) Cl. **09-03**

[52] U.S. Cl. **D9/346; D9/341**

[58] Field of Search **D9/341, 346, 430, D9/432, 433; 229/117.05, 117.06, 120.29, 120.31, 120.36**

[56] **References Cited**

U.S. PATENT DOCUMENTS

D. 358,096	5/1995	Weimer	D9/433	X
4,938,415	7/1990	Walker et al.	229/120.31	X
5,167,363	12/1992	Adkinson et al.	.		
5,230,690	7/1993	Adkinson et al.	.		
5,518,170	5/1996	Rasmussen	229/120.31	X

FOREIGN PATENT DOCUMENTS

72370	4/1991	Denmark	229/120.31	
-------	--------	---------	-------	------------	--

OTHER PUBLICATIONS

Photo of Box Boy product, undated.

Primary Examiner—Prabhakar G. Deshmukh
Assistant Examiner—Nanda Bondade
Attorney, Agent, or Firm—Kelly Bauersfeld Lowry & Kelley, LLP

[57] **CLAIM**

The ornamental design for a portable utility storage bin, as shown and described.

DESCRIPTION

FIG. 1 is a top, front and right side perspective view of a portable utility storage bin showing my new design in a deployed configuration;

FIG. 2 is a top plan view thereof, the bottom plan view being identical to the top plan view as shown;

FIG. 3 is a front elevational view thereof;

FIG. 4 is a rear elevational view thereof;

FIG. 5 is a left side elevational view thereof; and,

FIG. 6 is a perspective view thereof in a collapsed configuration.

1 Claim, 3 Drawing Sheets

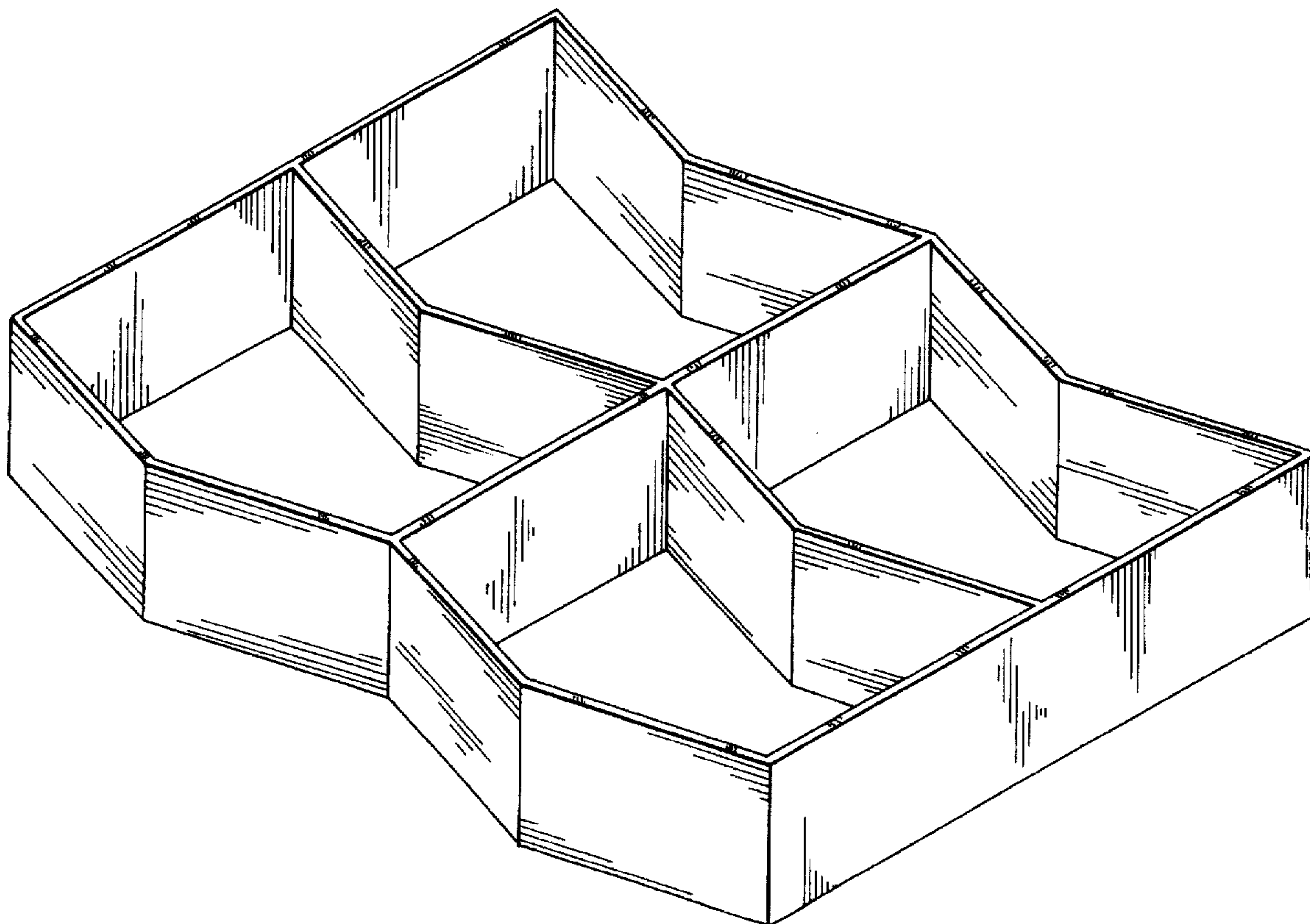


FIG. 1

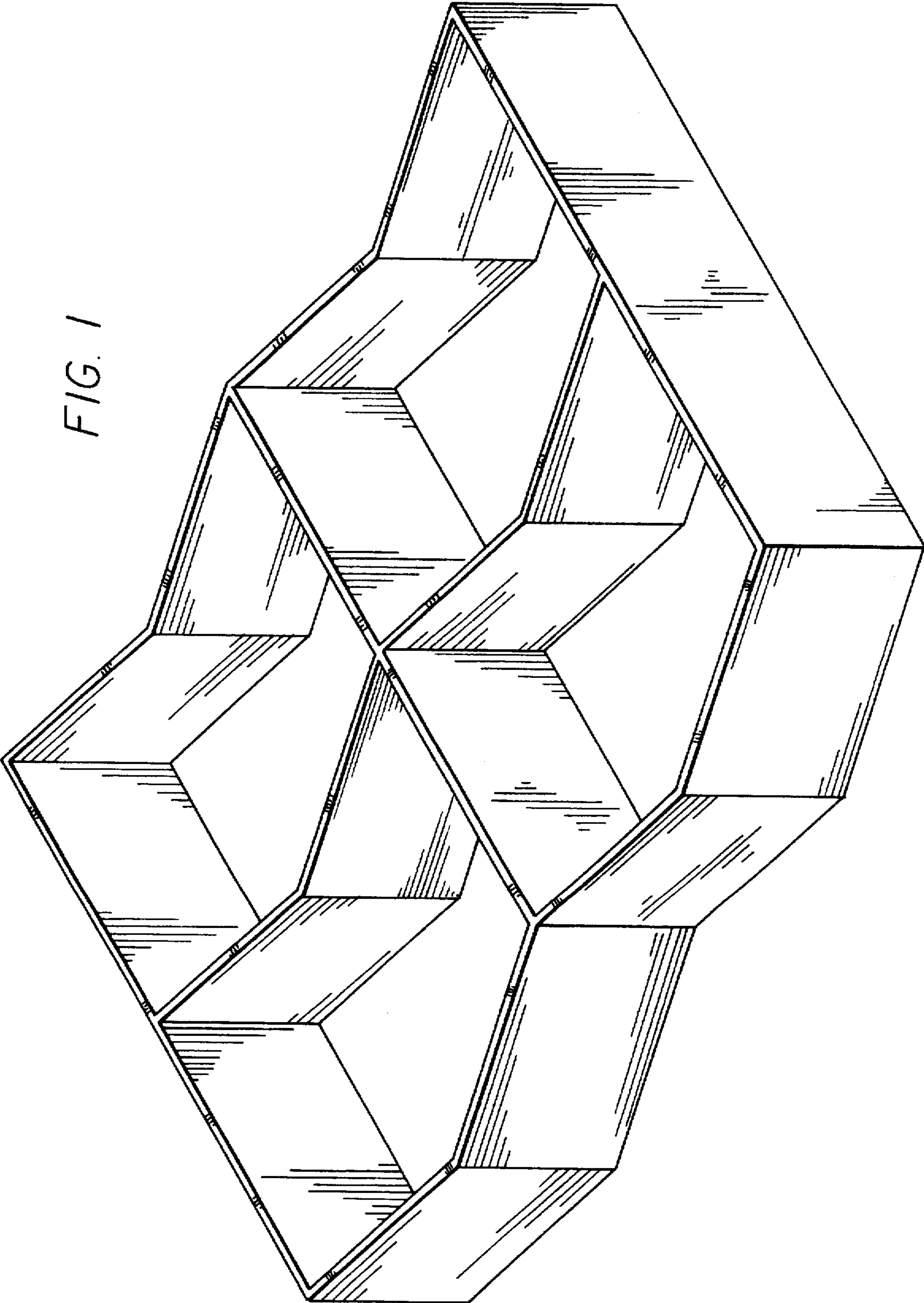


FIG. 2

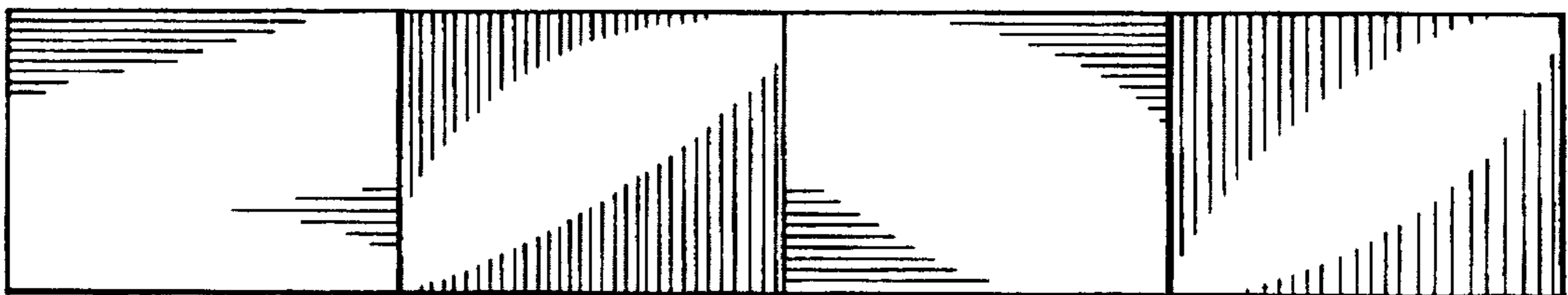
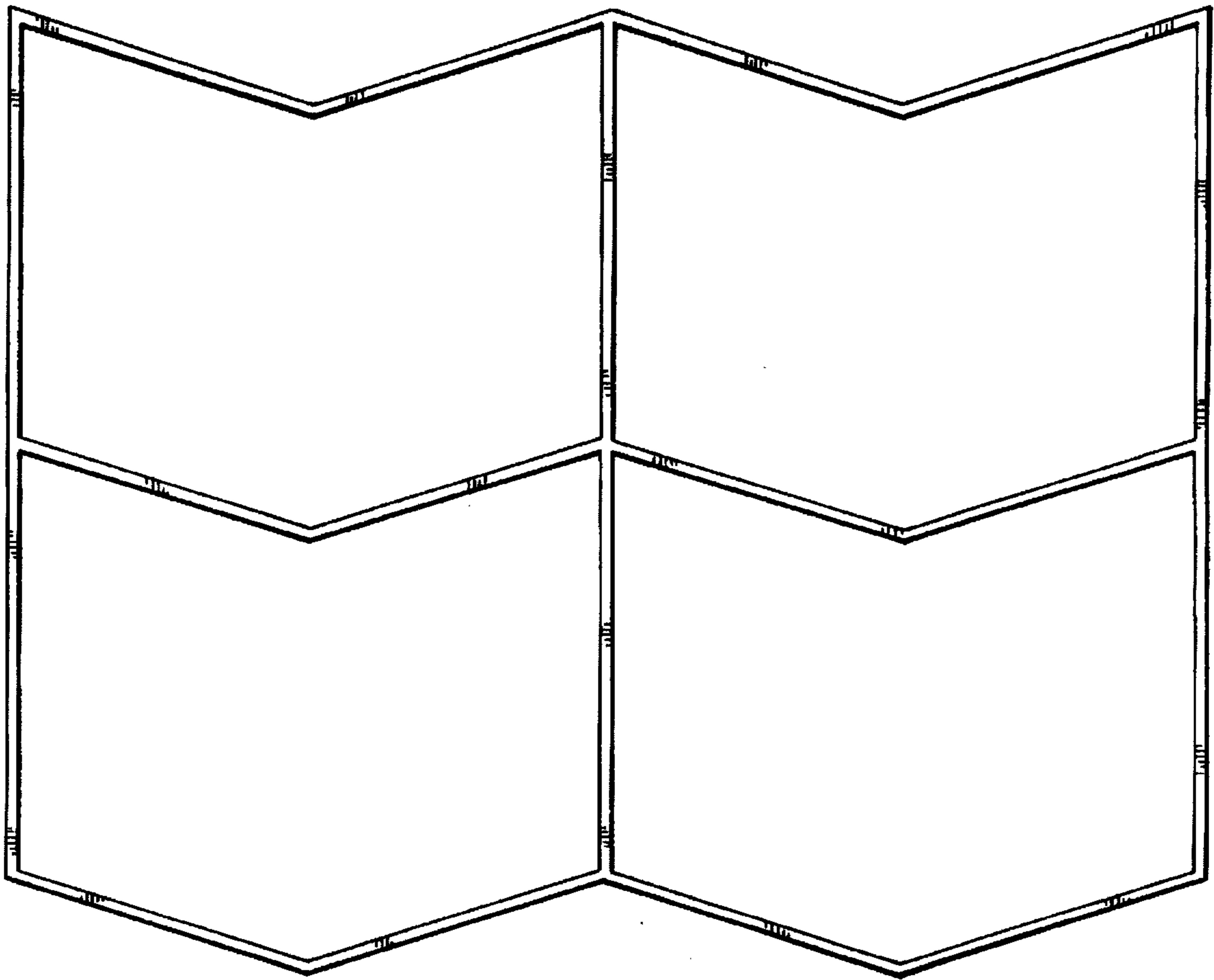


FIG. 3

FIG. 4




FIG. 5

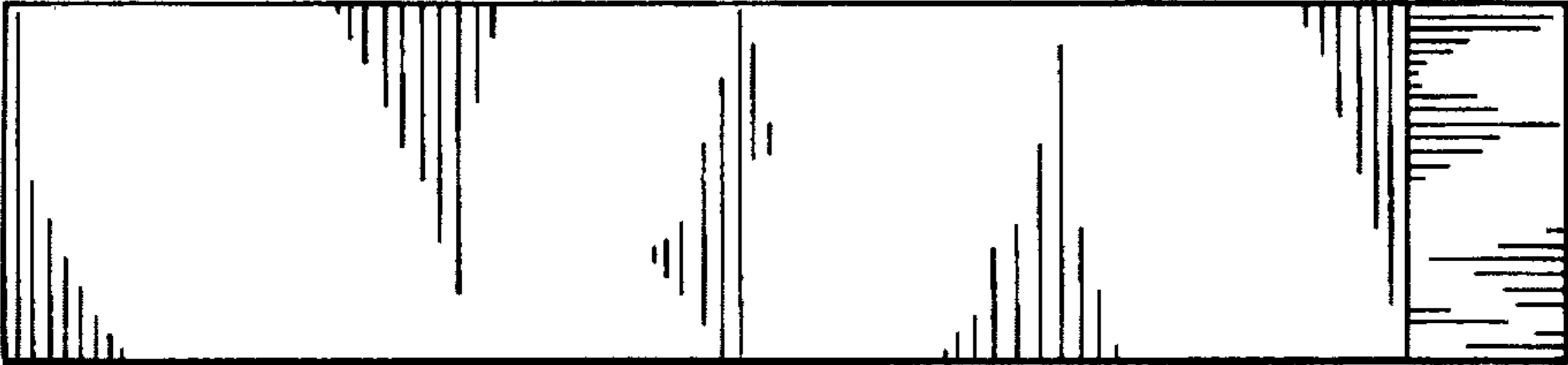


FIG. 6

