



US00D386066S

# United States Patent [19]

Zuk et al.

[11] Patent Number: Des. 386,066

[45] Date of Patent: \*\*Nov. 11, 1997

[54] REEL

2,341,491	2/1944	Tucker et al.	242/608.7
3,876,073	4/1975	Herbetko	D8/358 X
3,958,775	5/1976	Liga	D8/358 X

[76] Inventors: **Benjamin R. Zuk**, 45 Circle Dr., Park Ridge, N.J. 07656; **Michael Leiberman**, 5929 Mclynn Avenue, Montreal, Quebec, Canada, H3X2R3

*Primary Examiner*—Holly Baynham  
*Attorney, Agent, or Firm*—Anthony J. Casella; Gerald E. Hespos

[\*\*] Term: 14 Years

### [57] CLAIM

[21] Appl. No.: 58,101

The ornamental design of a reel, as shown and described.

[22] Filed: Aug. 8, 1996

### DESCRIPTION

[51] LOC (6) Cl. .... 08-05

[52] U.S. Cl. .... D8/358

[58] Field of Search ..... D8/358; 242/395, 242/405.3, 597.8, 403.1, 608.7; 206/400; D3/24

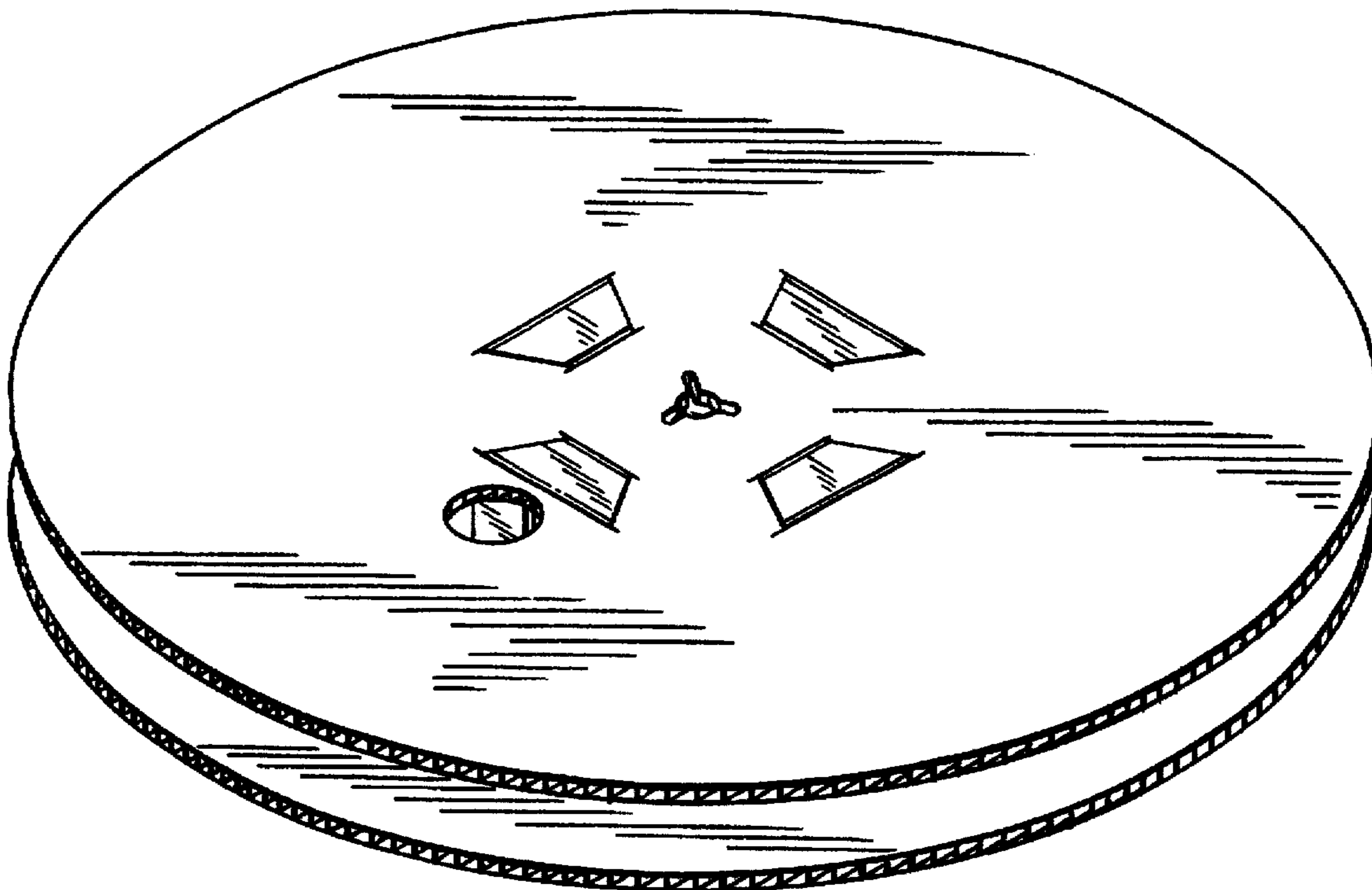
FIG. 1 is a perspective view of a reel, showing our new design;  
FIG. 2 is a top plan view, the bottom being identical thereto;  
FIG. 3 is a front elevational view;  
FIG. 4 is a side elevational view taken from the left side of FIG. 3;  
FIG. 5 is a side elevational view taken from the right side of FIG. 3; and,  
FIG. 6 is a rear elevational view thereof.

### [56] References Cited

#### U.S. PATENT DOCUMENTS

1,665,207	4/1928	Howell	242/608.7 X
1,696,473	12/1928	DeVry	242/608.7

1 Claim, 2 Drawing Sheets



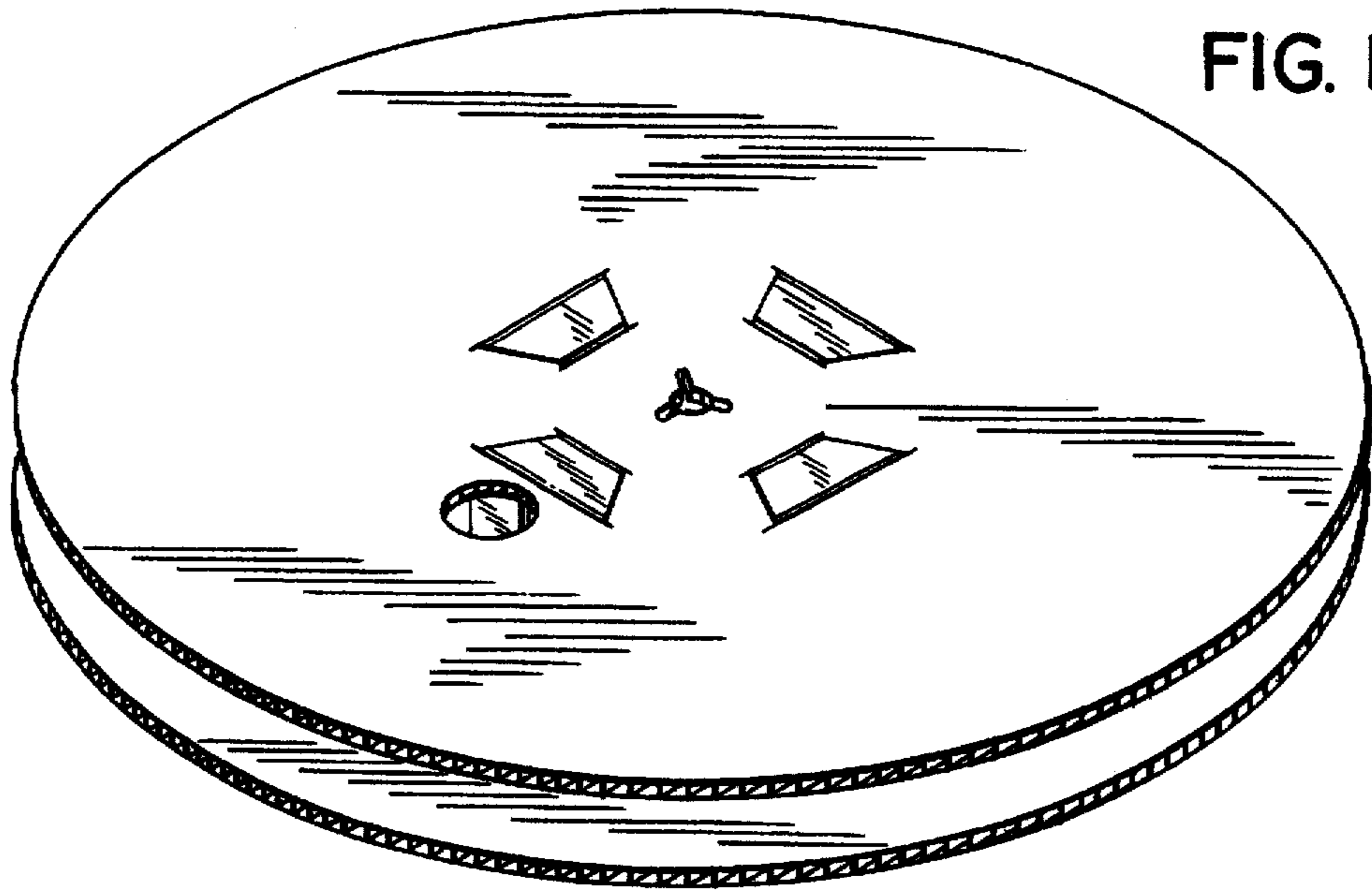


FIG. 1

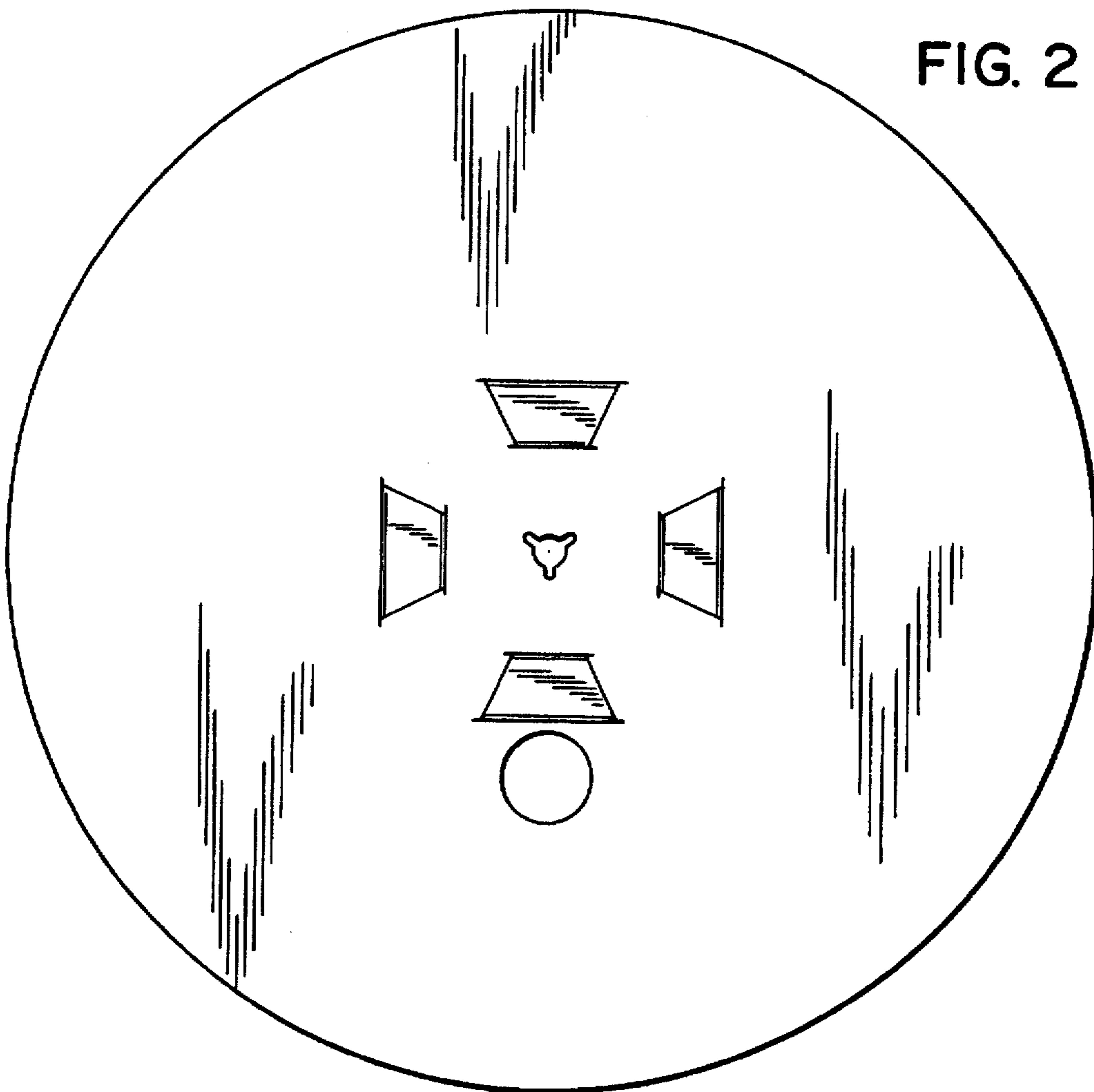


FIG. 2

FIG. 3

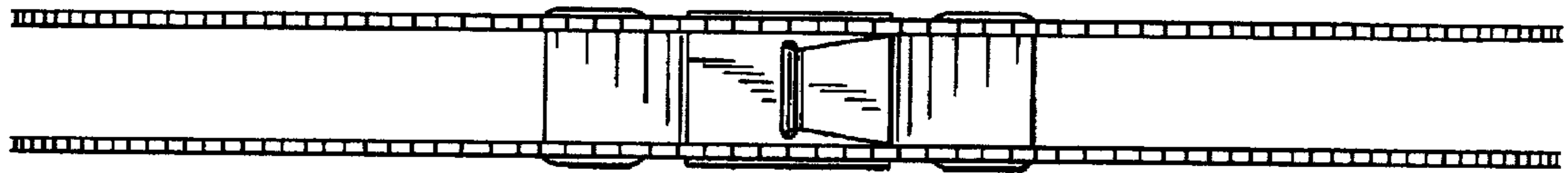


FIG. 4




FIG. 5




FIG. 6

