



US00D386042S

# United States Patent [19] Miller

[11] Patent Number: **Des. 386,042**  
[45] Date of Patent: **\*\*Nov. 11, 1997**

[54] **CONTAINER BASE**

[75] Inventor: **D. Scott Miller, Orlando, Fla.**

[73] Assignee: **Dart Industries Inc., Orlando, Fla.**

[\*\*] Term: **14 Years**

[21] Appl. No.: **57,559**

[22] Filed: **Jul. 26, 1996**

[51] LOC (6) Cl. .... **07-99**

[52] U.S. Cl. .... **D7/396.1; D7/543; D7/602**

[58] Field of Search ..... **D7/388, 403, 409, D7/550, 553, 600, 396.1, 602, 360, 361, 543, 547, 354, 544, 545, 549; D3/901, 904, 905, 304, 307, 315; 220/608, 912, 657, 659; D9/428; 229/902; 99/331**

[56] **References Cited**

**U.S. PATENT DOCUMENTS**

- D. 60,181 1/1922 Totten .
- D. 236,182 8/1975 Klerman ..... D7/360
- D. 254,355 3/1980 Ottier .
- D. 270,887 10/1983 Allegeyer et al. .... D7/543
- D. 329,572 9/1992 Krupa .
- D. 338,807 8/1993 Conti ..... D7/545
- D. 341,990 12/1993 Yim ..... D7/545 X
- D. 343,338 1/1994 Bucher et al. .

- D. 348,805 7/1994 Cautereels .
- D. 349,005 7/1994 Cousins et al. .
- D. 352,423 11/1994 Laib .
- 3,941,301 3/1976 Joergensen ..... 220/657 X
- 4,509,412 4/1985 Whittenburg et al. .... 99/331

**OTHER PUBLICATIONS**

Steamer, Design Portfolio, Industrial Design May/Jun. 1978, p. 22 Jun. 1978.  
Roaster(bottom) Chefs Catalog Jan. 1993.

*Primary Examiner*—M. N. Pandozzi  
*Attorney, Agent, or Firm*—John A. Doninger

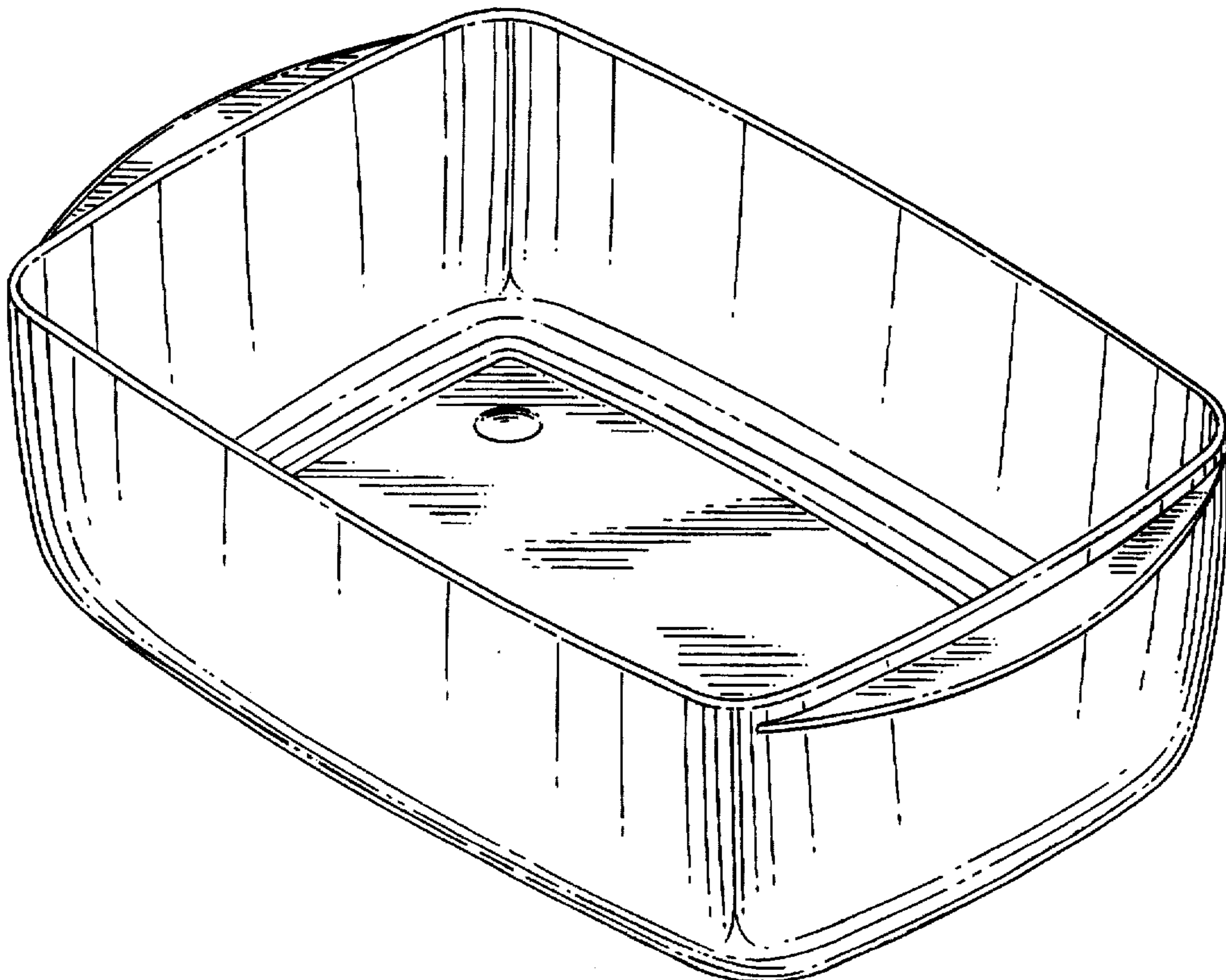
[57] **CLAIM**

The ornamental design for a container base, as shown and described.

**DESCRIPTION**

FIG. 1 is a top, front and end perspective view of a container base showing my new design;  
FIG. 2 is a top plan view thereof;  
FIG. 3 is a bottom plan view thereof;  
FIG. 4 is a front elevational view thereof;  
FIG. 5 is a rear elevational view thereof;  
FIG. 6 is a right end elevational view thereof; and,  
FIG. 7 is a left end elevational view thereof.

**1 Claim, 4 Drawing Sheets**



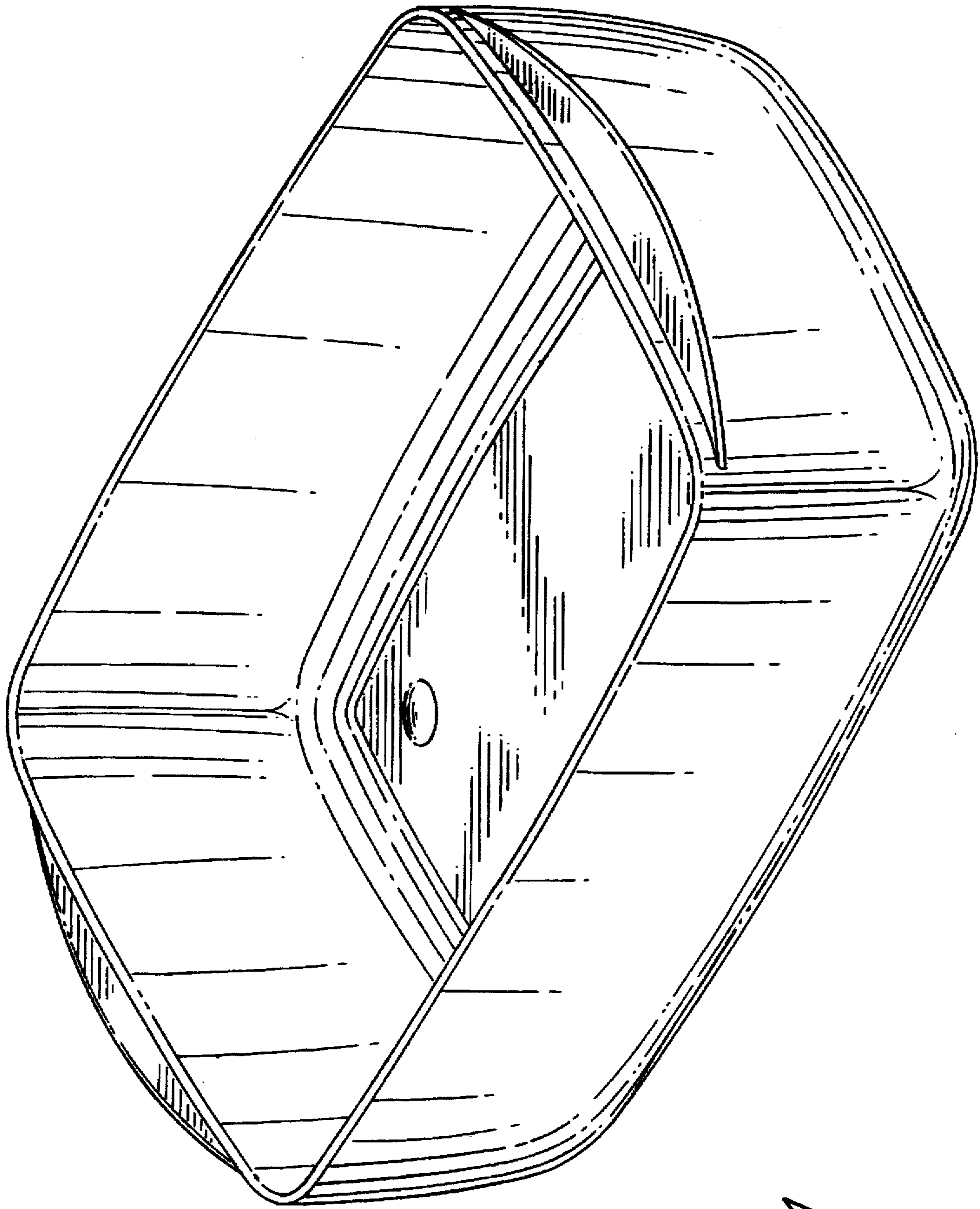


FIG. 1

FIG. 2

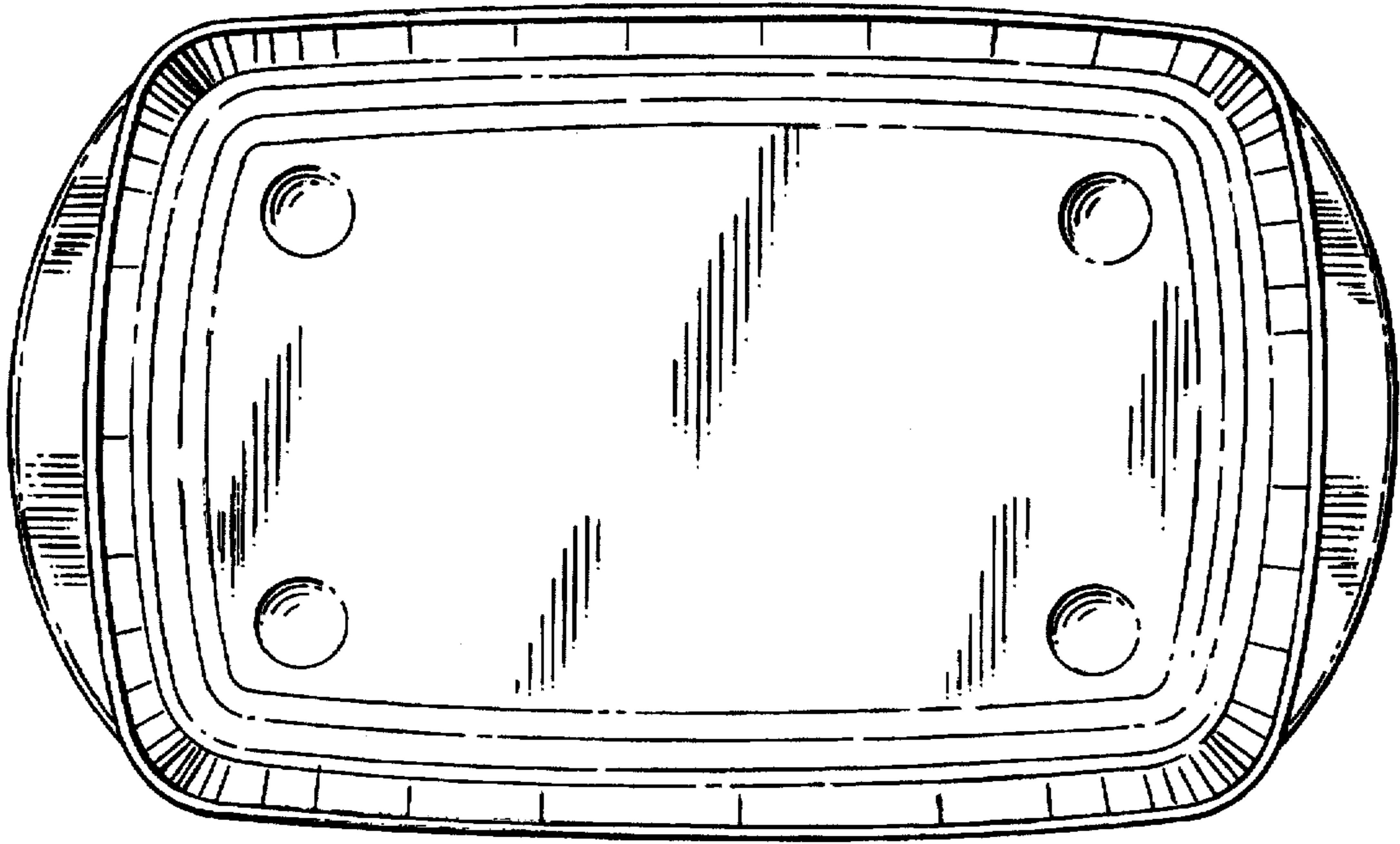
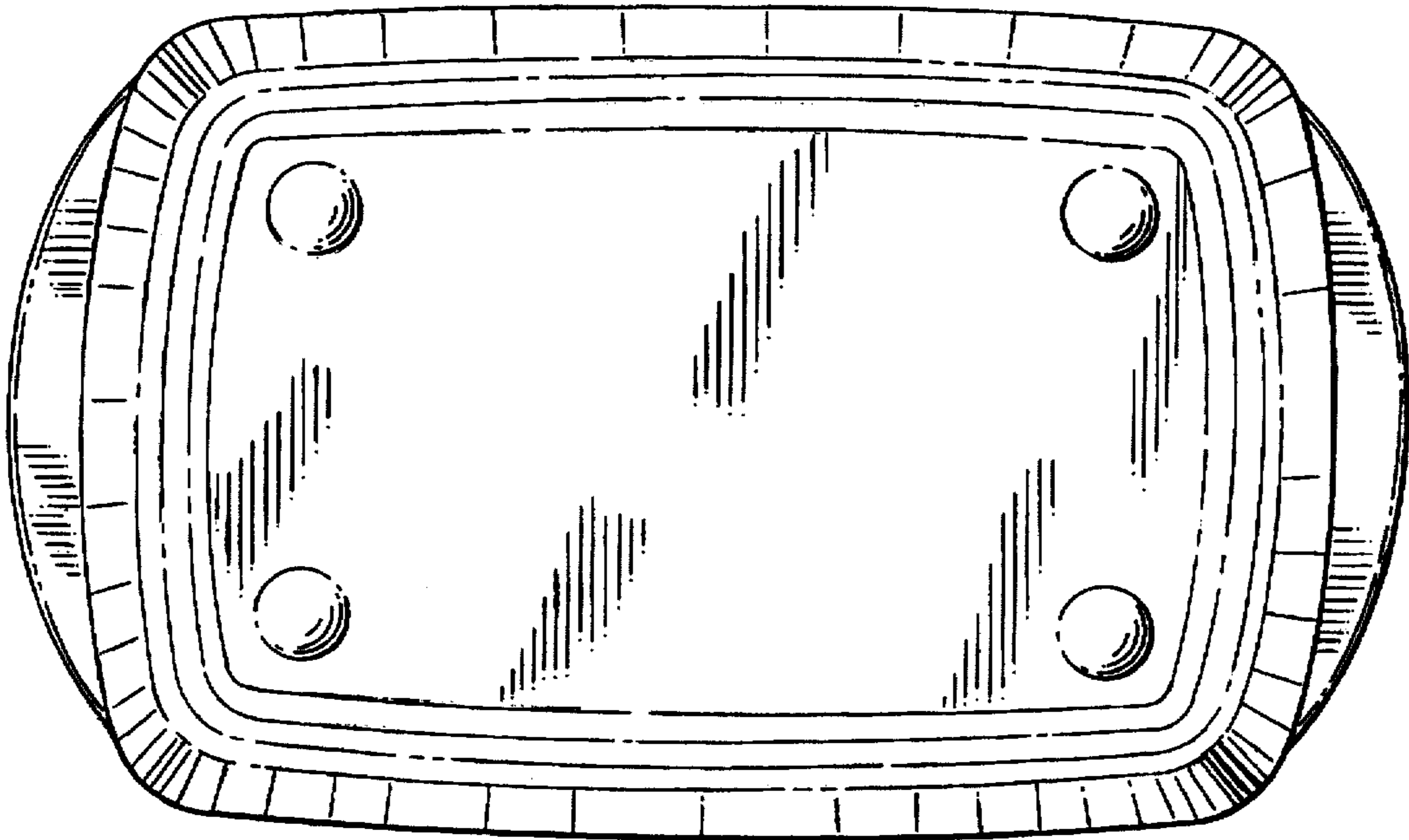


FIG. 3



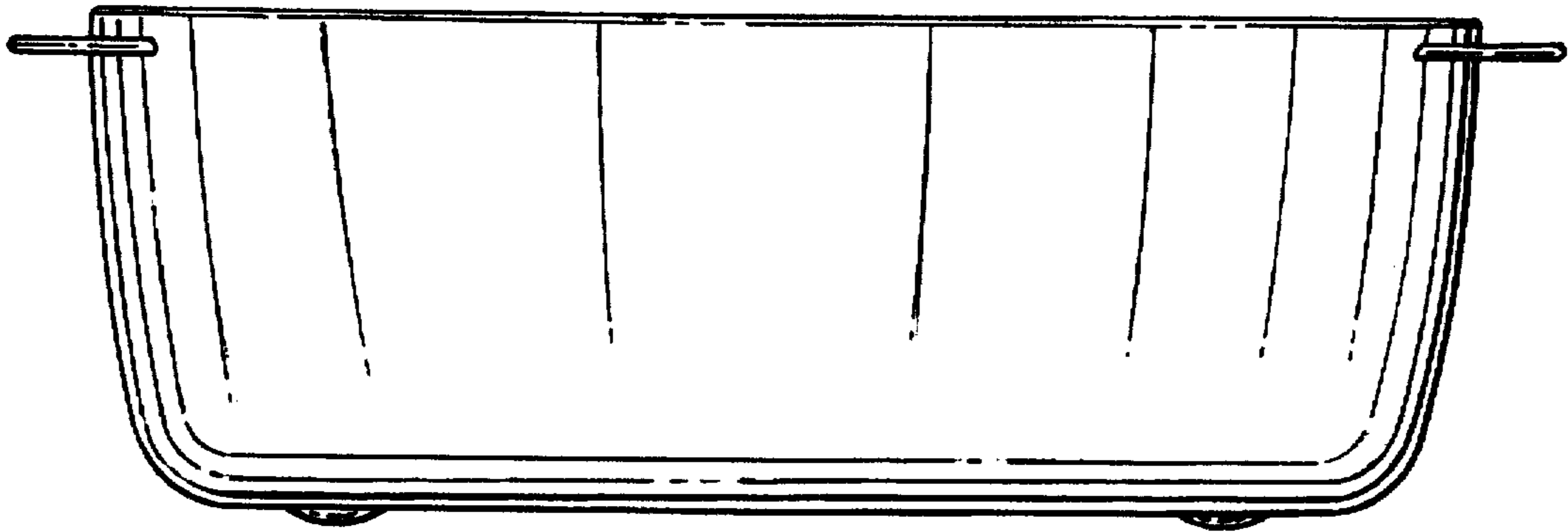


FIG. 4




FIG. 5






FIG. 6




FIG. 7