



US00D386003S

United States Patent [19]

Schroeder et al.

[11] Patent Number: Des. 386,003

[45] Date of Patent: **Nov. 11, 1997

[54] **SUSPENDABLE CARRIER FOR DECORATIVE LIGHTS**

5,381,899 1/1995 Rabbitt .
5,458,241 10/1995 Brown 206/419
5,513,081 4/1996 Byers 206/420 X

[76] Inventors: **Lyman L. Schroeder**, 609 Maple;
Charles L. Miller, P.O. Box 1181;
Douglas W. Setliff, P.O. Box 290, all of
Dimmitt, Tex. 79027

FOREIGN PATENT DOCUMENTS

2083292 12/1993 Canada .

[**] Term: 14 Years

Primary Examiner—Doris V. Coles
Assistant Examiner—Catherine R. Oliver
Attorney, Agent, or Firm—Novak Druce

[21] Appl. No.: 37,383

[57] CLAIM

[22] Filed: Mar. 31, 1995

The ornamental design for a suspendable carrier for decorative lights, as shown and described.

Related U.S. Application Data

DESCRIPTION

[63] Continuation-in-part of Ser. No. 413,077, Mar. 29, 1995, Pat. No. 5,582,291.

[51] LOC (6) Cl. 03-01

[52] U.S. Cl. D3/315

[58] Field of Search D6/315, 320, 317,
D6/318; D8/373; 206/150, 486, 820, 443,
526, 419, 806, 420; 242/85; D3/315, 328

FIG. 1 is a perspective view of the first embodiment of the suspendable carrier for decorative lights;
FIG. 2 is a perspective view of the second embodiment of the suspendable carrier for decorative lights;
FIG. 3 is a front view thereof;
FIG. 4 is a rear view thereof;
FIG. 5 is a left side view, with the right side view being a mirror image thereof;
FIG. 6 is a top view thereof;
FIG. 7 is a bottom view thereof;
FIG. 8 is a front view of the second embodiment of the suspendable carrier for decorative lights;
FIG. 9 is a rear view thereof;
FIG. 10 is a left side view, with the right side view being a mirror image thereof;
FIG. 11 is a top view thereof; and,
FIG. 12 is a bottom view thereof.

[56] References Cited

U.S. PATENT DOCUMENTS

D. 205,257 7/1966 Hellinger D6/315
3,384,227 5/1968 Spatz .
4,531,638 7/1985 Jacobozzi et al. .
4,798,286 1/1989 Muscanelli 206/150
4,917,323 4/1990 Wing .
5,033,619 7/1991 Garis 206/420 X
5,064,067 11/1991 McAllister et al. 206/806 X
5,123,534 6/1992 Chwang .
5,152,396 10/1992 Chen et al. .
5,317,491 5/1994 Lee .

1 Claim, 2 Drawing Sheets



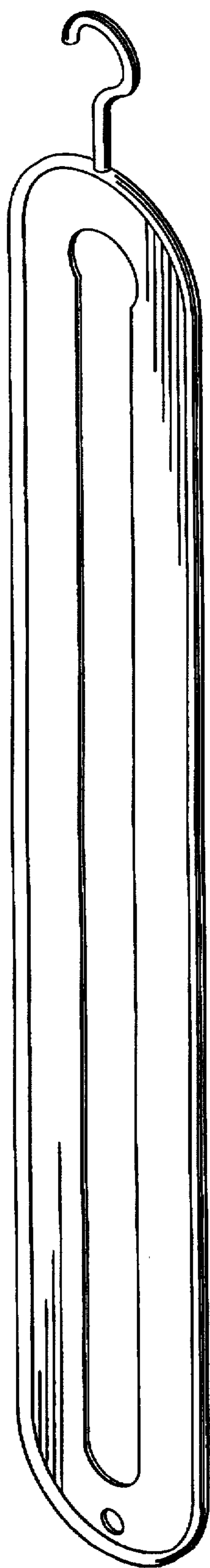


FIG 1




FIG 2

FIG6




FIG3




FIG4

FIG5



FIG11




FIG8



FIG9

FIG10



FIG7



FIG12