



US00D386001S

United States Patent [19] Saffran

[11] Patent Number: **Des. 386,001**

[45] Date of Patent: ****Nov. 11, 1997**

[54] **BANDAGE STRIP CAN WITH COVER
HAVING WRAP AROUND FLANGE**

1,683,487	9/1928	Remley	206/440
4,471,881	9/1984	Foster	220/339
4,538,731	9/1985	Cillario	220/335
4,592,480	6/1986	Hart et al.	220/339 X

[75] Inventor: **Mortimore H. Saffran**, Westville, Conn.

OTHER PUBLICATIONS

[73] Assignee: **E.H. Kneen Company**, Ansonia, Conn.

Home Furnishing Daily, Feb. -1958, p. 30.

[**] Term: **14 Years**

Primary Examiner—Prabhakar G. Deshmukh
Attorney, Agent, or Firm—Bachman & LaPointe, P.C.

[21] Appl. No.: **54,860**

[57] CLAIM

[22] Filed: **May 23, 1996**

The ornamental design for a bandage strip can with cover having wrap around flange, as shown and described.

[51] LOC (6) Cl. **03-01**

[52] U.S. Cl. **D3/203; D9/423**

[58] Field of Search D3/203; D9/420-424,
D9/432, 414, 337, 509, 516, 517, 529;
D7/590, 601; 206/440, 441, 528; 220/334,
339, 340-343, 802, 796; D34/39, 40

DESCRIPTION


[56] References Cited

U.S. PATENT DOCUMENTS

D. 364,344	11/1995	Shaw	D9/423 X
537,844	4/1895	Moore et al.	220/343
812,175	2/1906	Marcuse	220/342 X
1,676,621	7/1928	Pittelkow	220/343

FIG. 1 is a front view;
FIG. 2 is a left side view;
FIG. 3 is a right side view;
FIG. 4 is a top view;
FIG. 5 is a bottom view;
FIG. 6 is a rear view;
FIG. 7 is a perspective view with the top open; and,
FIG. 8 is an enlarged partial rear view.

1 Claim, 2 Drawing Sheets






FIG. 2

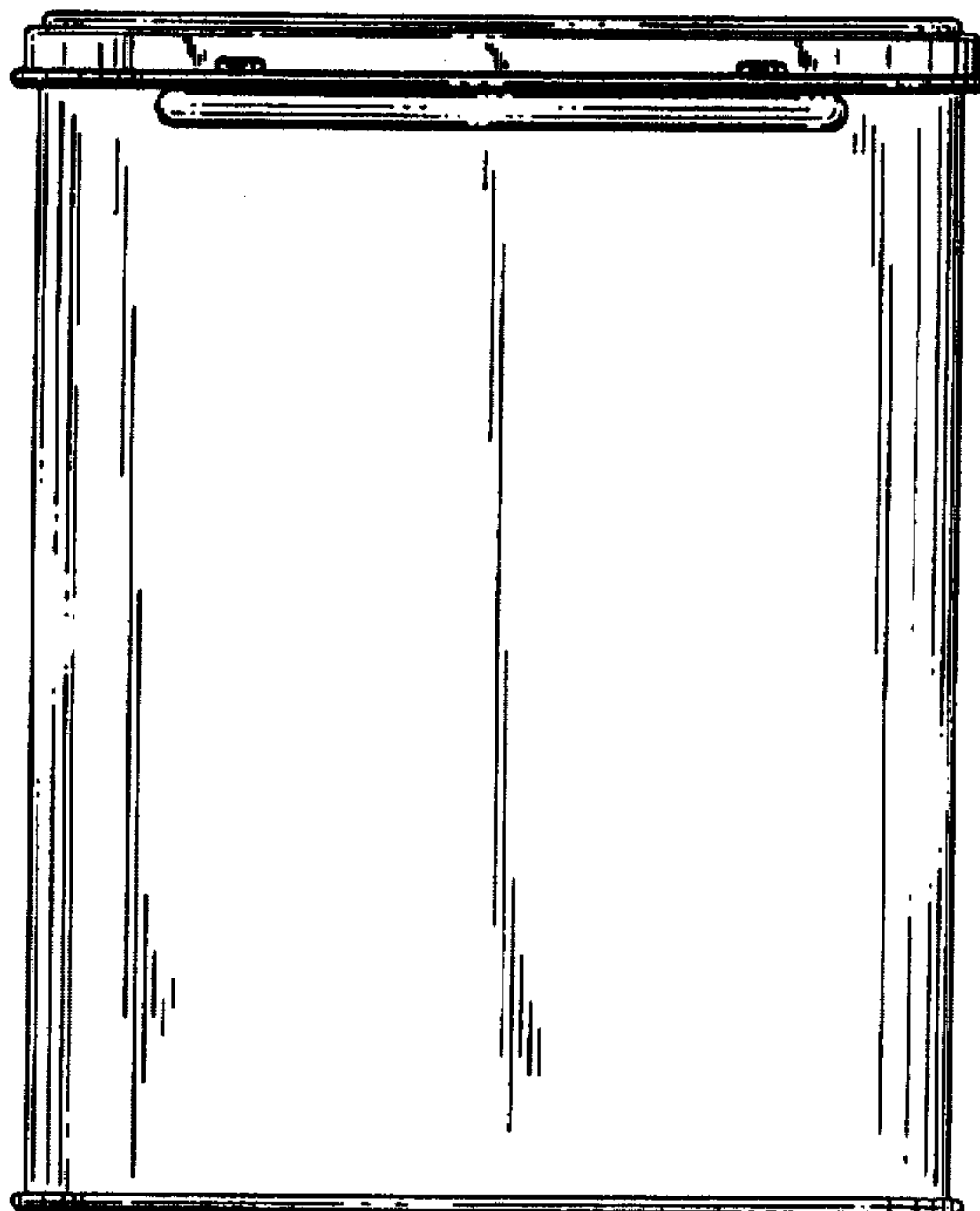


FIG. 1




FIG. 3

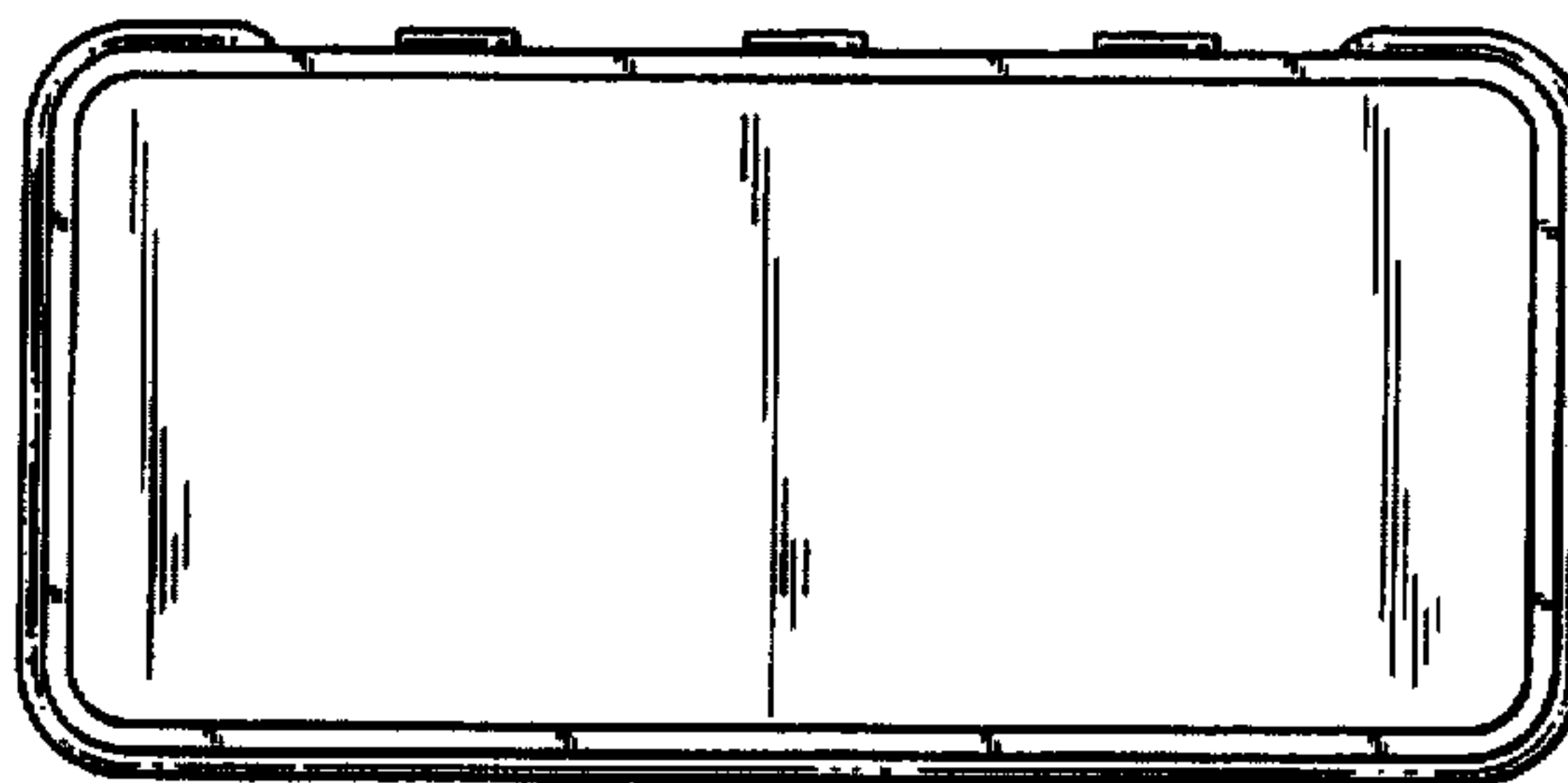


FIG. 4




FIG. 5

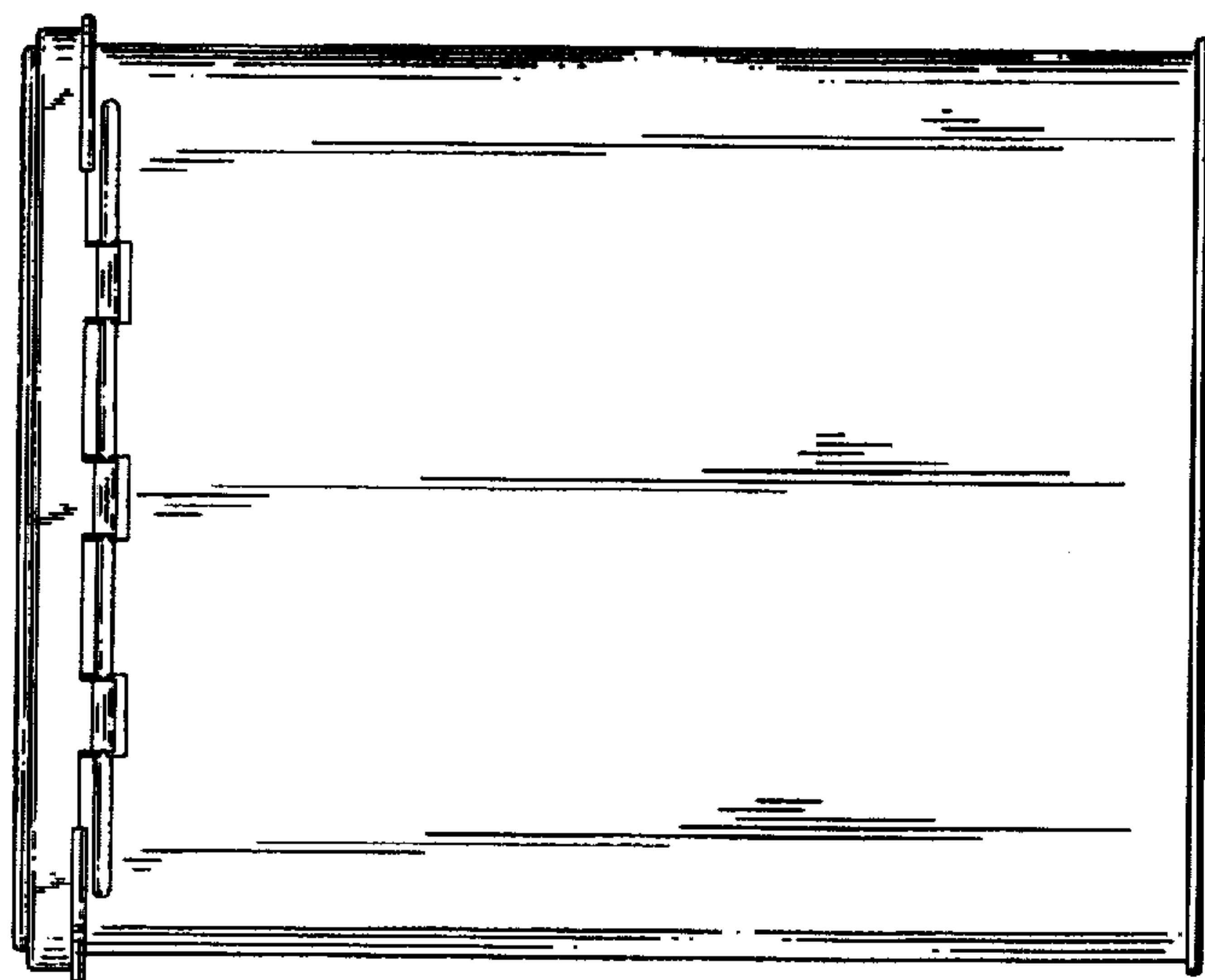


FIG. 6

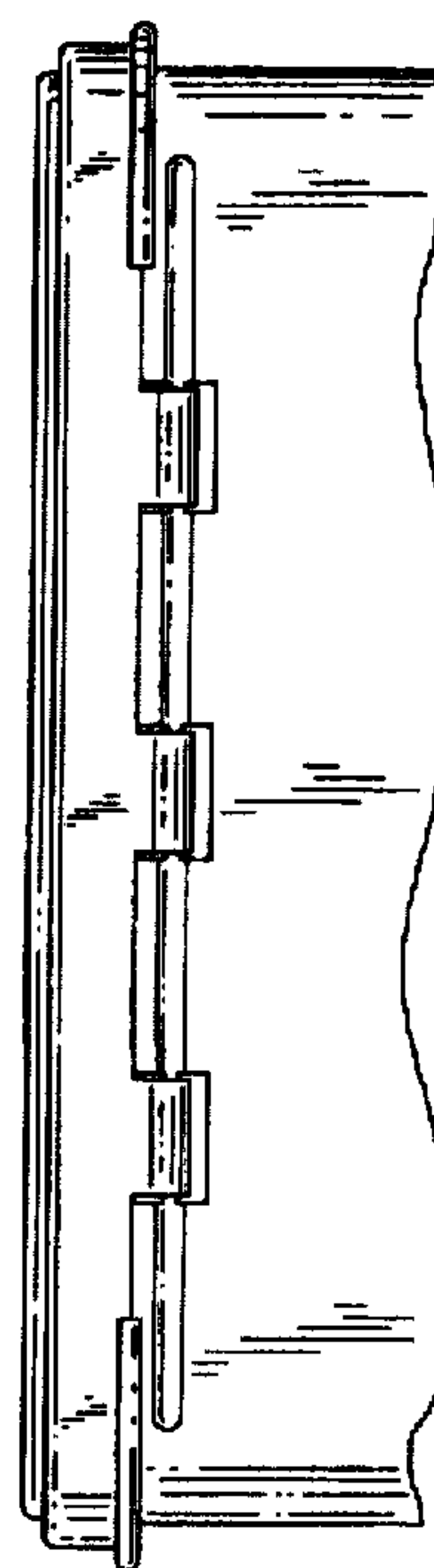


FIG. 8

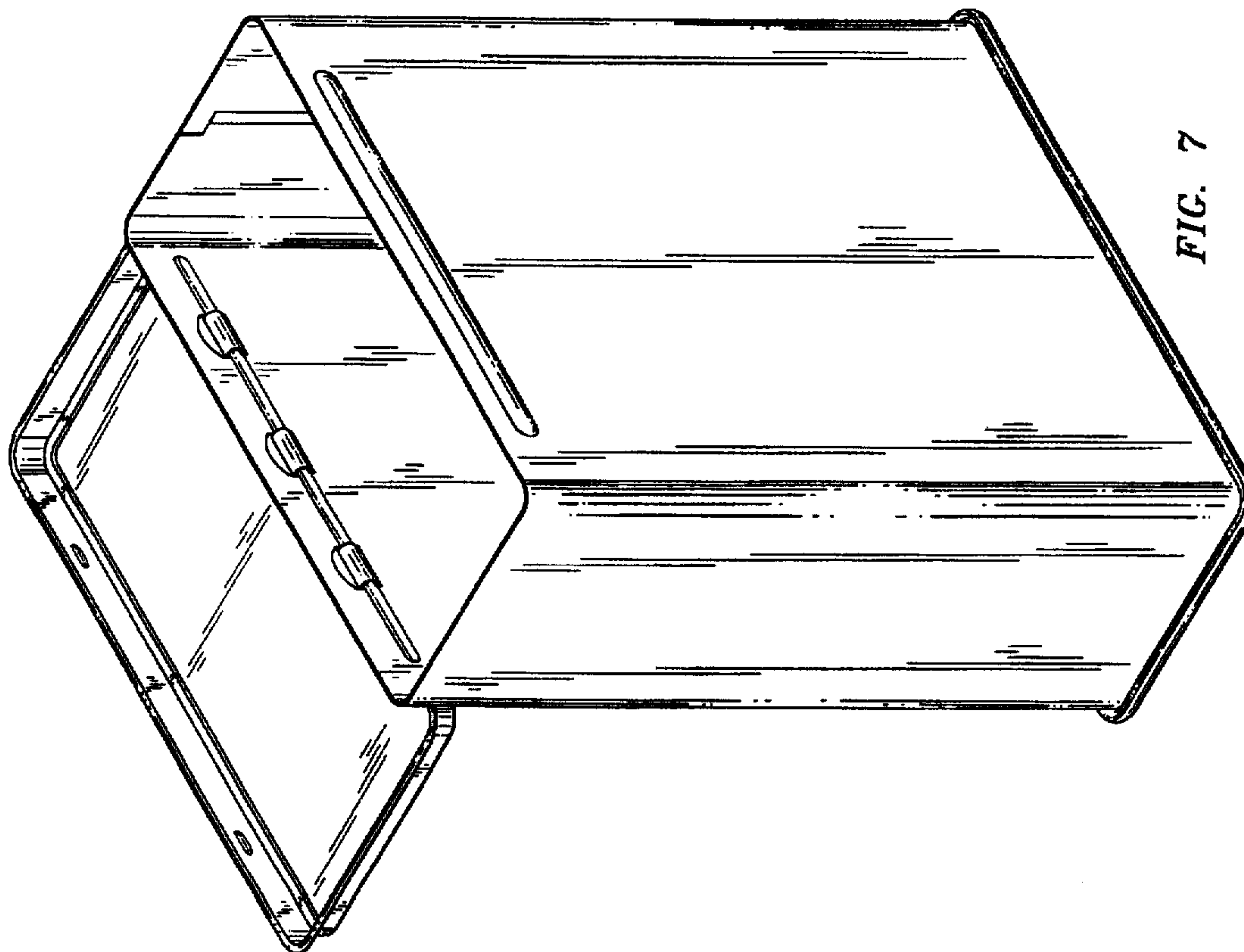


FIG. 7