



US00D385995S

United States Patent [19] Horn

[11] Patent Number: **Des. 385,995**

[45] Date of Patent: ****Nov. 11, 1997**

[54] **PORTION OF A SHOE UPPER**

[75] Inventor: **M. Coleman Horn, Portland, Oreg.**

[73] Assignee: **Nike, Inc., Beaverton, Oreg.**

[**] Term: **14 Years**

[21] Appl. No.: **59,366**

[22] Filed: **Sep. 9, 1996**

Related U.S. Application Data

[63] Continuation of Ser. No. 51,840, Feb. 7, 1996, abandoned.

[51] LOC (6) Cl. **02-99**

[52] U.S. Cl. **D2/972; D2/912**

[58] Field of Search **D2/902, 912, 969,
D2/970, 972, 978; 36/83, 103, 114, 129,
3 A, 45, 50.1, 57**

[56] **References Cited**

U.S. PATENT DOCUMENTS

- D. 346,899 5/1994 Hatfield et al. .
- D. 349,807 8/1994 Hatfield et al. .
- D. 351,275 10/1994 Hatfield et al. .
- D. 351,941 11/1994 Avar .
- D. 354,163 1/1995 Hatfield D2/970
- D. 354,391 1/1995 Hatfield et al. .
- D. 355,069 2/1995 Aveni .
- D. 355,296 2/1995 Greene .
- D. 356,209 3/1995 Avar .
- D. 357,794 5/1995 Avar et al. .
- D. 358,021 5/1995 Vestuti D2/970
- D. 361,884 9/1995 Lozano .
- D. 361,885 9/1995 Hatfield D2/970
- D. 362,111 9/1995 Avar D2/970
- D. 362,333 9/1995 Teague .
- D. 364,266 11/1995 Orzeck .
- D. 364,498 11/1995 Teague .
- D. 364,729 12/1995 Teague .

- D. 365,197 12/1995 Hatfield .
- D. 365,199 12/1995 Avar .
- D. 365,200 12/1995 Teague .
- 5,377,430 1/1995 Hatfield et al. 24/714.6

OTHER PUBLICATIONS

Nike Footwear Catalog, Holiday 1995, pp. 5, 20 and 75, published Mar. 1995.

Nike Footwear Catalog, Fall 1995, p. 9, published Nov. 1994.

Nike Footwear Catalog, Spring 1995, pp. 105 and 126, published Jun. 1994.

Nike Footwear Catalog, Fall 1996, pp. 6 and 162, published Dec. 1995.

Nike Footwear Catalog, Late Spring 1996, pp. 5 and 184, published Aug. 1995.

Nike Footwear Catalog, Spring 1996, p. 8, published Jun. 1995.

Primary Examiner—Dominic Simone
Attorney, Agent, or Firm—Banner & Witcoff, Ltd.

[57] **CLAIM**

The ornamental design for a portion of a shoe upper, as shown and described.

DESCRIPTION

FIG. 1 is a side elevational view of a portion of a shoe upper showing my new design;

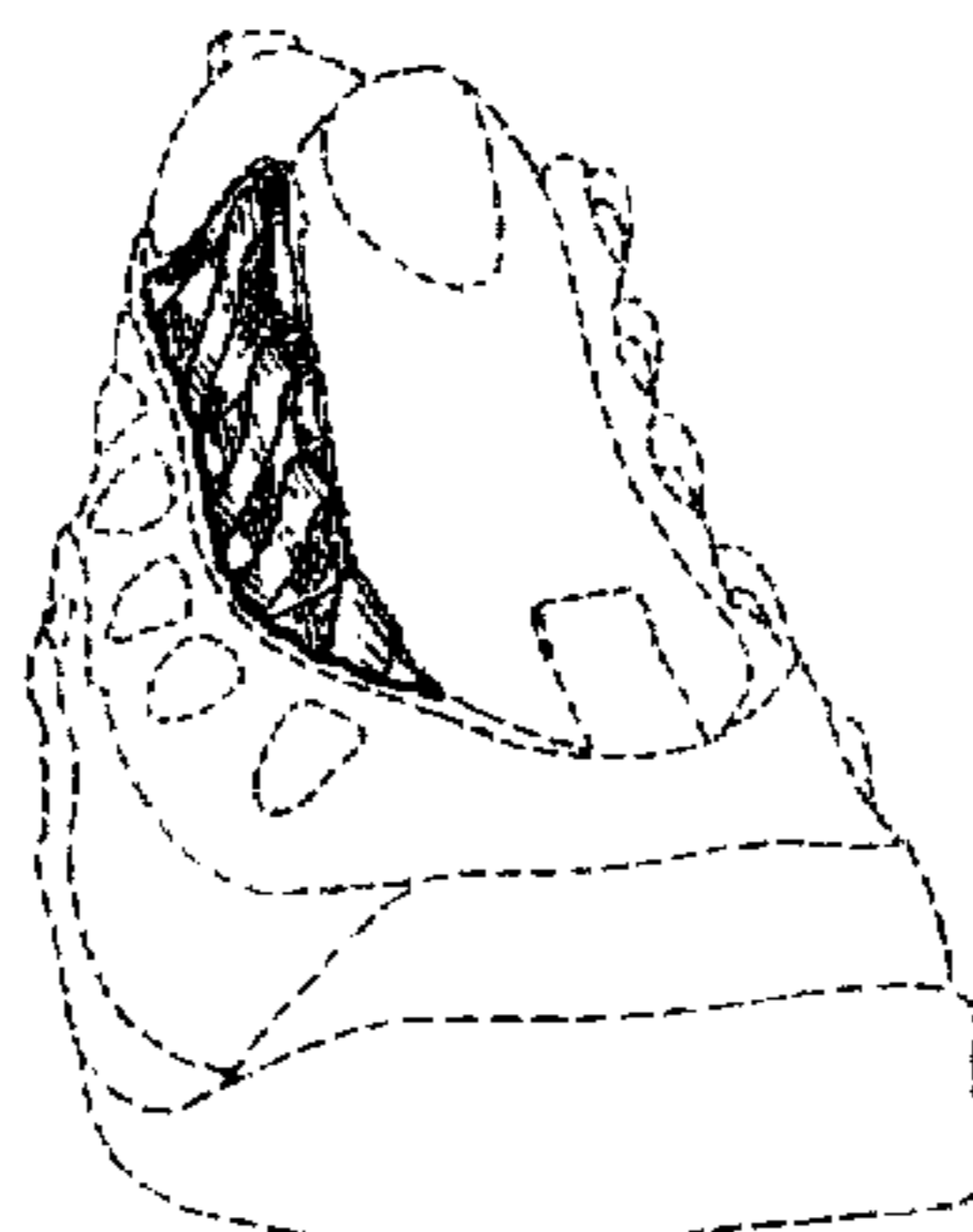

FIG. 2 is a top plan view of the portion of the shoe upper shown in FIG. 1;

FIG. 3 is a front elevational view of the portion of the shoe upper shown in FIG. 1; and,

FIG. 4 is a rear elevational view of the portion of the shoe upper shown in FIG. 1.

The broken line showing of the remainder of the shoe is for illustrative purposes and forms no part of the claimed design.

1 Claim, 2 Drawing Sheets






FIG. 1

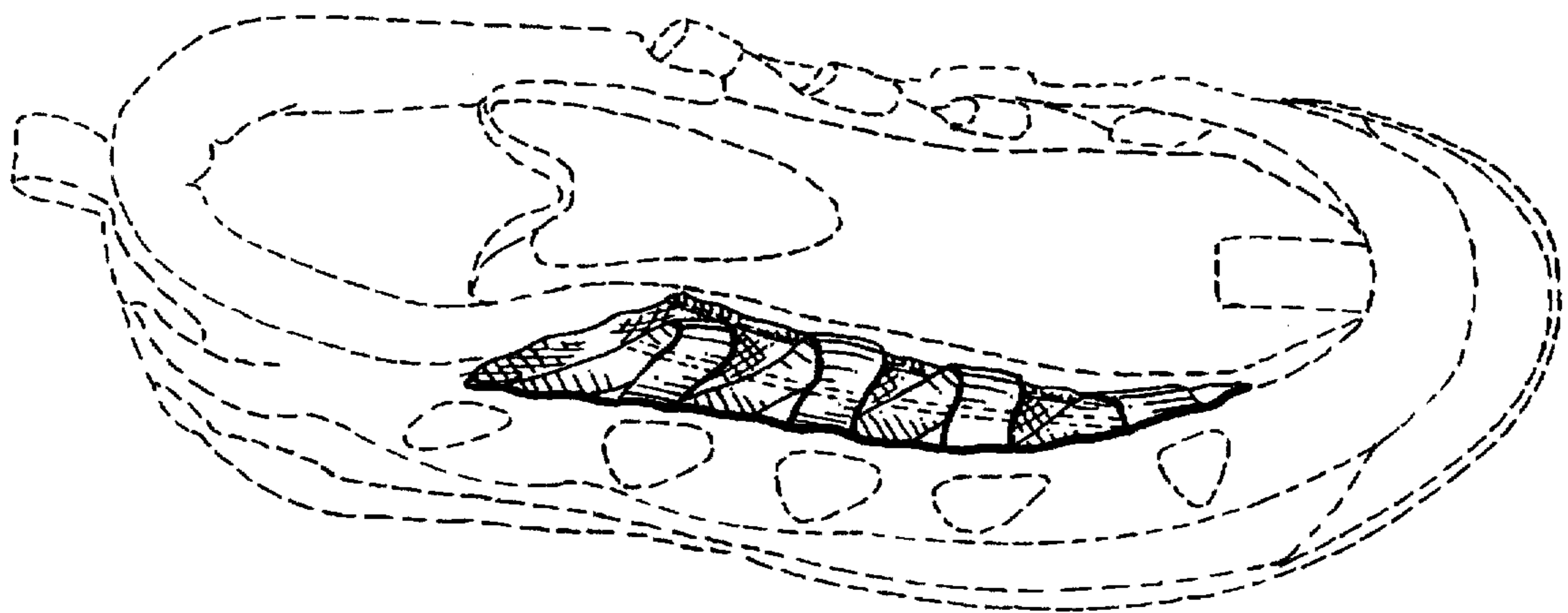


FIG. 2

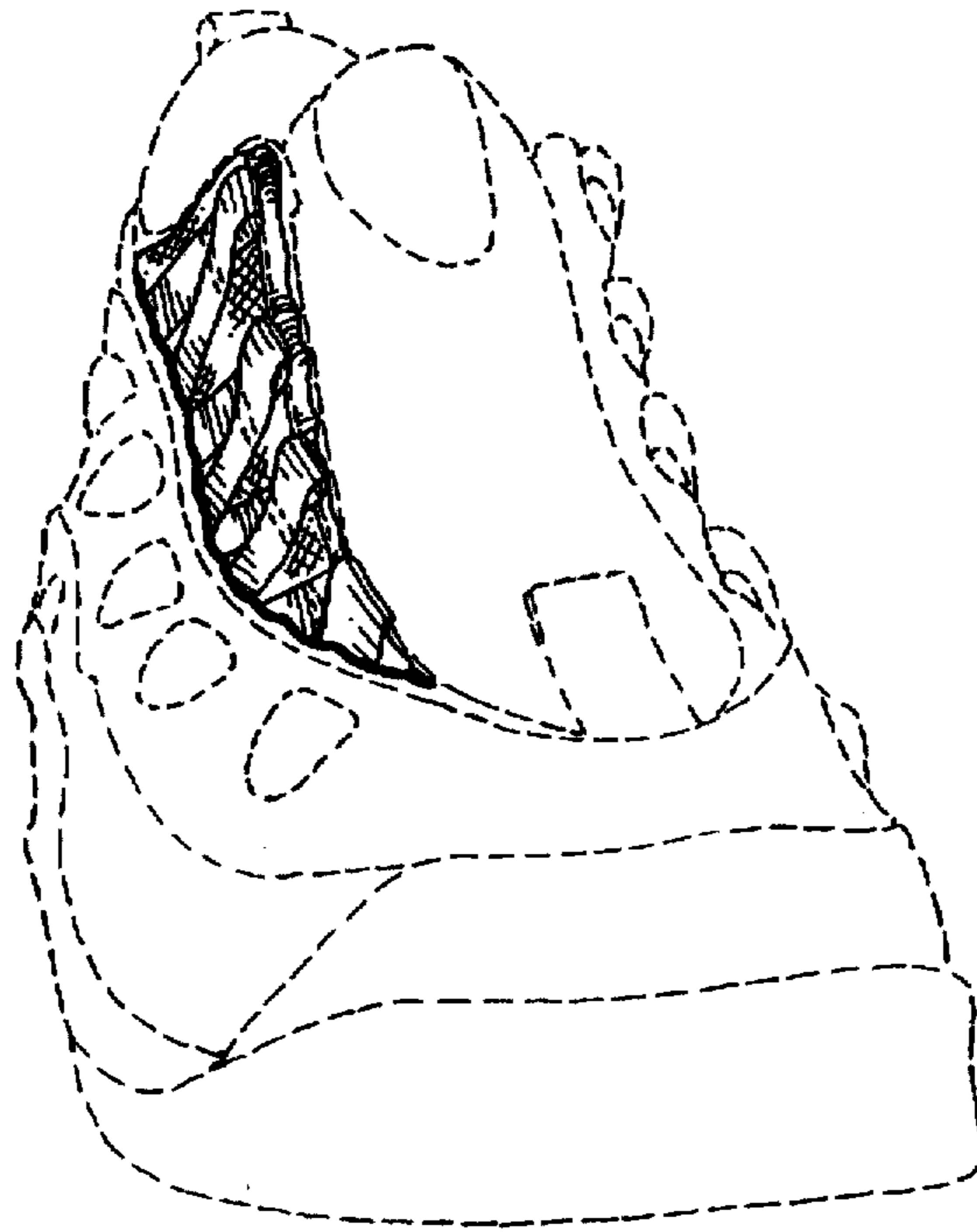


FIG. 3

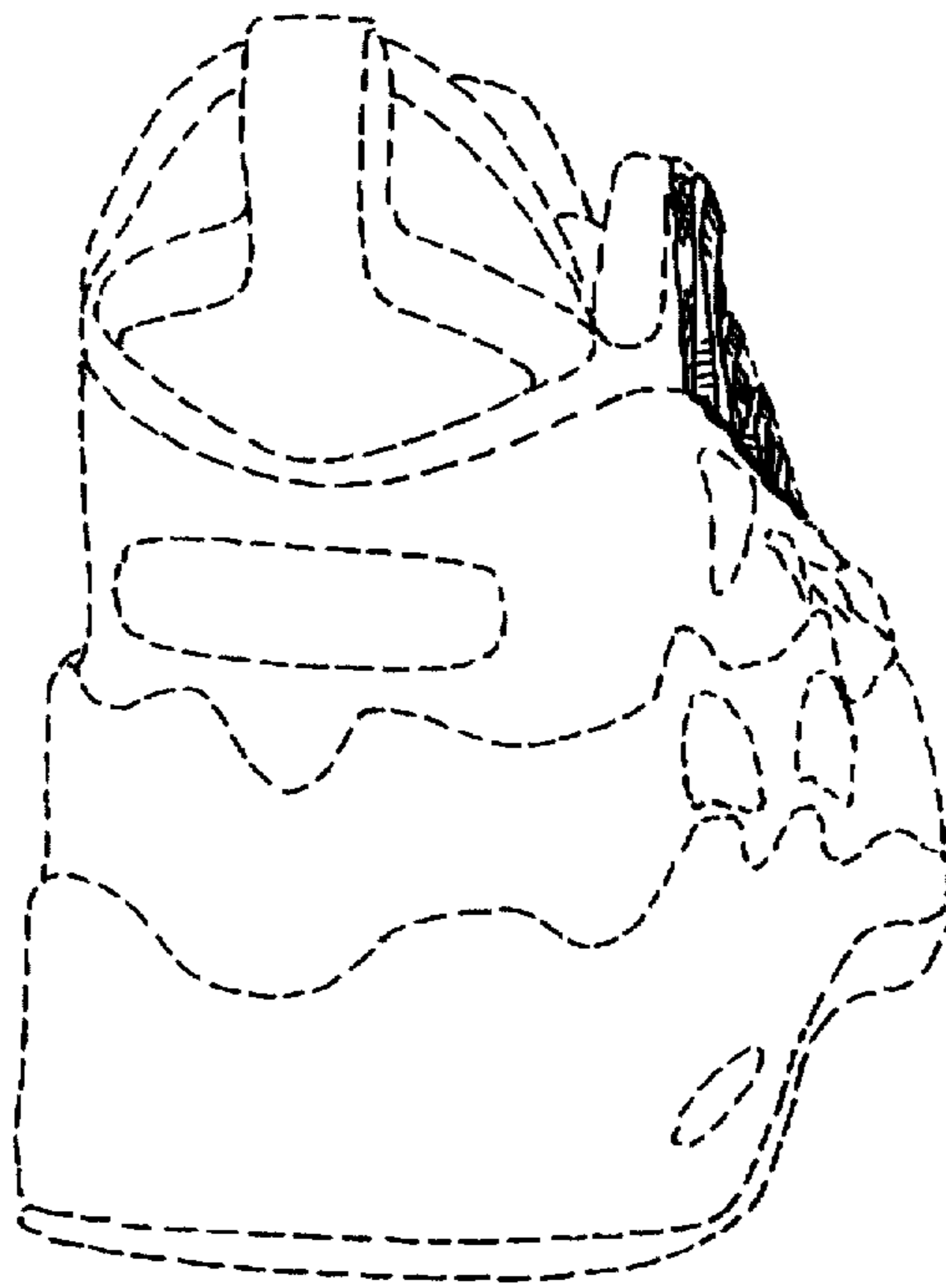


FIG. 4