



US00D385991S

United States Patent [19]

Brooks et al.

[11] Patent Number: **Des. 385,991**

[45] Date of Patent: ****Nov. 11, 1997**

[54] **SHOE UPPER**

[75] Inventors: **Mike Brooks, Nelsonville; Edgar H. Simpson; Theodore A. Kastner, both of Lancaster; Diana A. Wurfbain, Athens, all of Ohio**

[73] Assignee: **Rocky Shoes and Boots, Inc., Nelsonville, Ohio**

[**] Term: **14 Years**

[21] Appl. No.: **55,443**

[22] Filed: **Jun. 4, 1996**

[51] LOC (6) Cl. **02-04**

[52] U.S. Cl. **D2/970; D2/909; D2/910; D2/911; D2/969**

[58] Field of Search **D2/896, 900, 902, D2/907, 908, 909, 910, 911, 912, 944, 946, 969, 970; 36/9 R, 50.1, 54, 58.5, 58.6, 72 R, 89, 92**

[56] **References Cited**

U.S. PATENT DOCUMENTS

D. 347,108 5/1994 Foster et al. D2/911

D. 349,806	8/1994	Minkin	D2/900
D. 352,163	11/1994	Minkin et al.	D2/900
D. 354,165	1/1995	Werman	D2/912
D. 358,930	6/1995	Blanchini	D2/970
D. 367,354	2/1996	Brooks et al.	D2/970

Primary Examiner—Louis S. Zarfaz
Assistant Examiner—Monica A. Weigart
Attorney, Agent, or Firm—Porter, Wright, Morris & Arthur


[57] **CLAIM**

The ornamental design for a shoe upper, as shown and described.

DESCRIPTION

FIG. 1 is a right side elevational view of a shoe upper showing our new design;
FIG. 2 is a left side elevational view thereof;
FIG. 3 is a front elevational view thereof;
FIG. 4 is a rear elevational view thereof; and,
FIG. 5 is a top plan view thereof.
The broken line showing of a shoe sole in the figures is for illustrative purposes only and forms no part of the claimed design.

1 Claim, 3 Drawing Sheets






FIG. 1

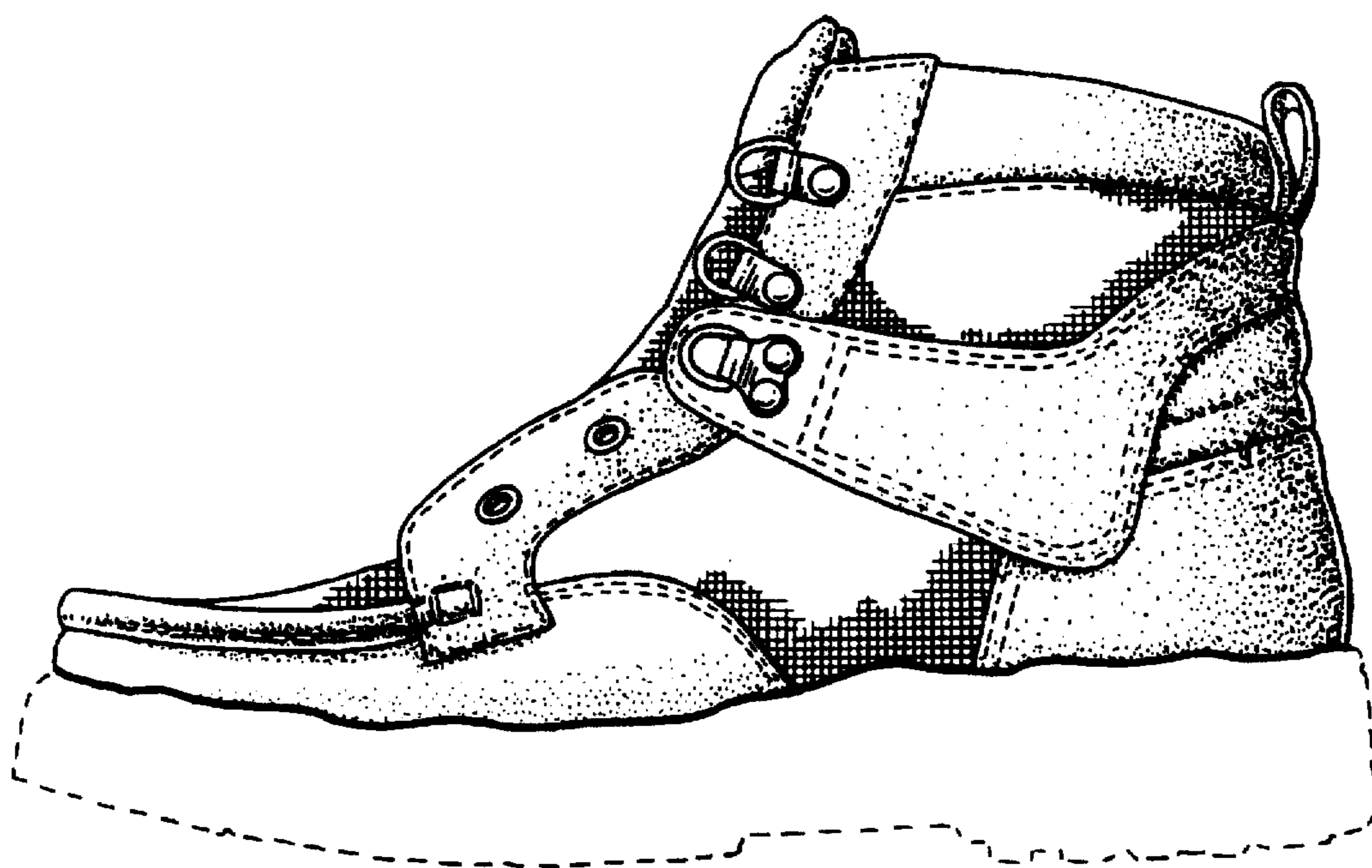


FIG. 2




FIG. 3

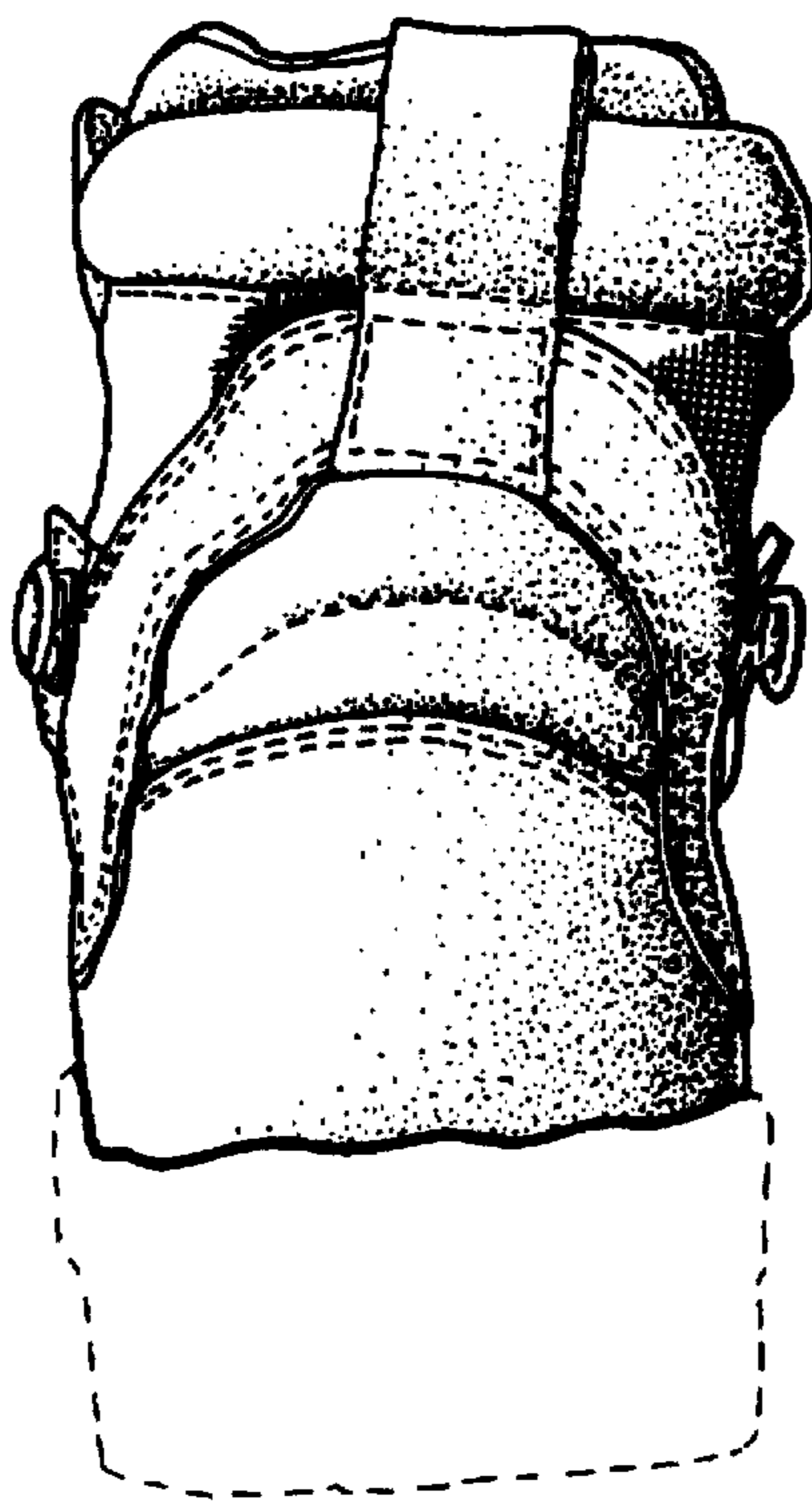


FIG. 4

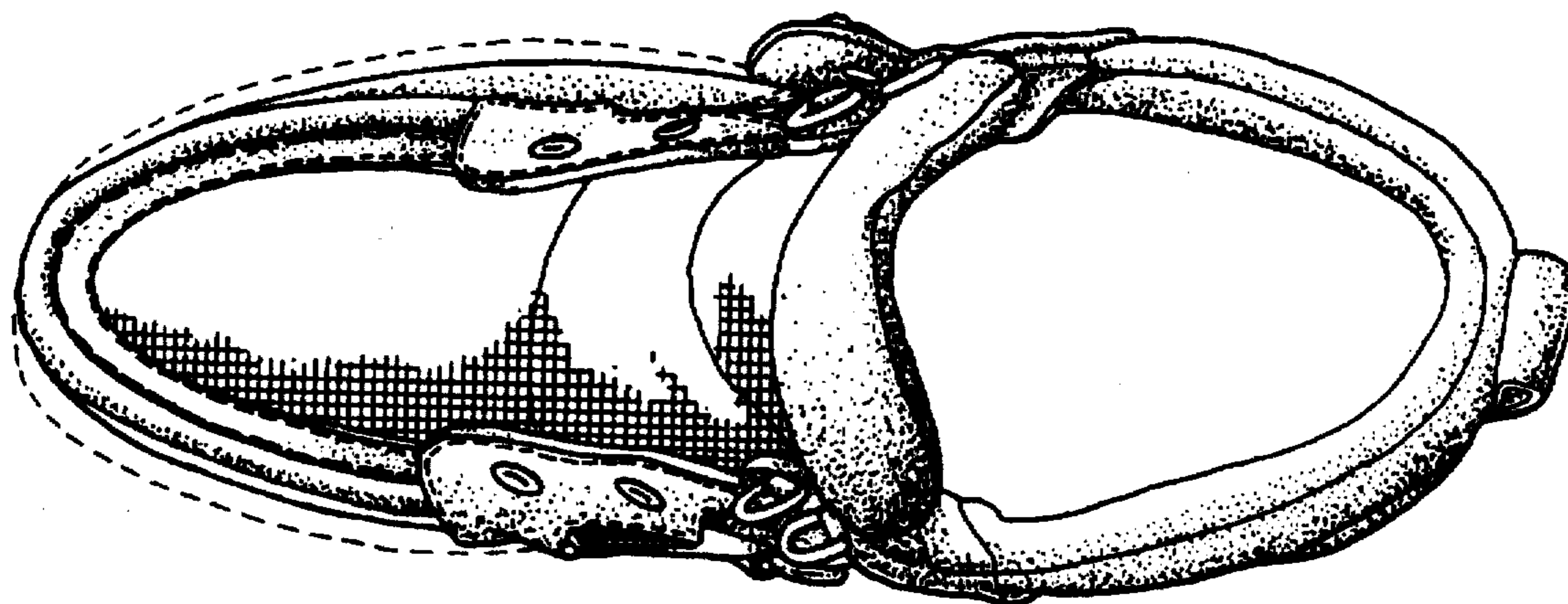


FIG. 5