



US00D385987S

**United States Patent** [19]  
**Bramani**

[11] **Patent Number: Des. 385,987**  
[45] **Date of Patent: \*\*Nov. 11, 1997**

[54] **COMBINED TREAD SURFACE AND PERIPHERY FOR A SHOE SOLE**

[75] **Inventor: Marco Bramani, Milan, Italy**

[73] **Assignee: Vibram S.p.A., Albizzate, Italy**

[\*\*] **Term: 14 Years**

[21] **Appl. No.: 47,290**

[22] **Filed: Nov. 30, 1995**

[30] **Foreign Application Priority Data**

May 31, 1995 [WO] WIPO ..... DMA/002955

[51] **LOC (6) Cl. .... 02-04**

[52] **U.S. Cl. .... D2/959; D2/957**

[58] **Field of Search .... D2/897, 902, 906, D2/908, 946-960, 962, 964; 36/101, 103, 104, 106, 113-115, 124, 126, 127-130, 3 B, 12-15, 22 R, 25 R, 32 R, 32 A, 172**

[56] **References Cited**

**U.S. PATENT DOCUMENTS**

D. 297,886 10/1988 Kelley et al. .... D2/955  
D. 343,726 2/1994 Kawasaki ..... D2/960

D. 356,663 3/1995 Ueda ..... D2/902  
D. 356,672 3/1995 Ueda ..... D2/959  
D. 358,929 6/1995 Peterson ..... D2/908  
D. 368,795 4/1996 Tanaka et al. .... D2/954  
4,641,438 2/1987 Laird et al. .... 36/59 C

*Primary Examiner*—Celia Murphy  
*Attorney, Agent, or Firm*—Jacobson, Price, Holman & Stern, PLLC

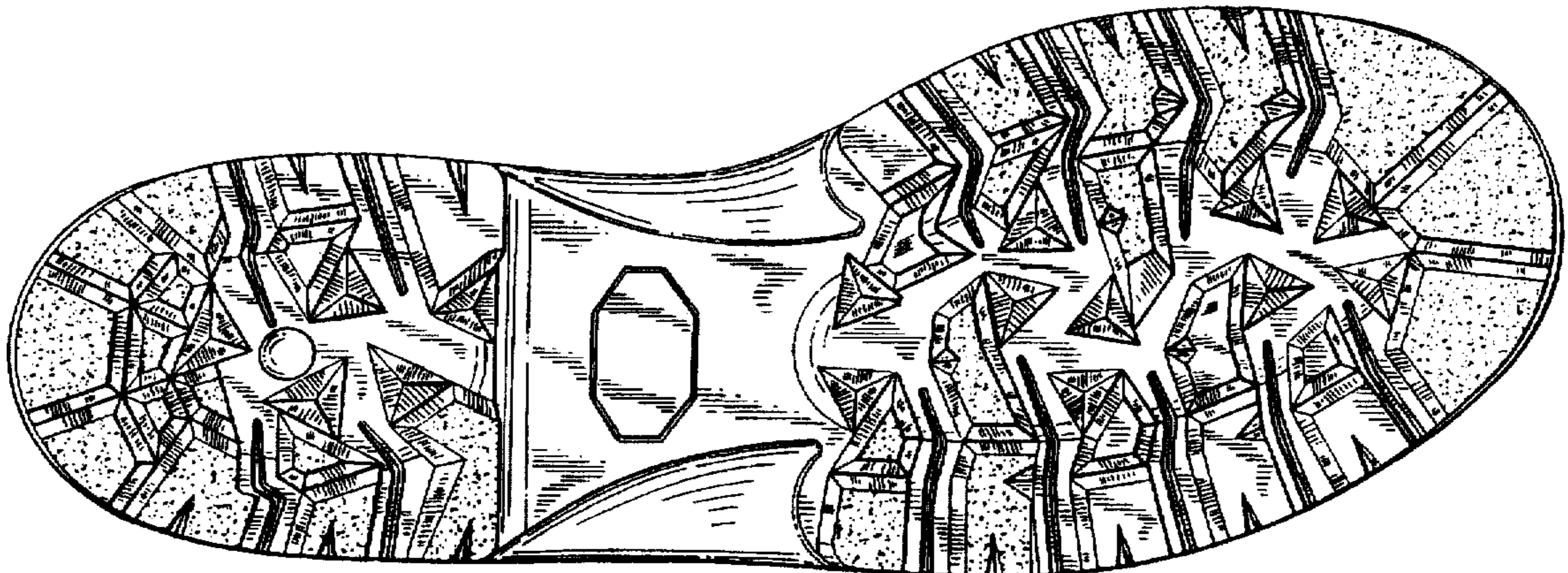
[57] **CLAIM**

The ornamental design for a combined tread surface and periphery for a shoe sole, as shown and described.

**DESCRIPTION**

FIG. 1 is a perspective view of a combined tread surface and periphery for a shoe sole showing my new design; FIG. 2 is a bottom plan view thereof; FIG. 3 is a right side elevational view thereof; FIG. 4 is a left side elevational view thereof; FIG. 5 is a rear edge elevational view thereof; and, FIG. 6 is a front edge elevational view thereof. The broken lines showing a shoe upper, and the unshaded portion of the upper surface are for illustrative purposes only and form no part of the claimed design.

**1 Claim, 4 Drawing Sheets**



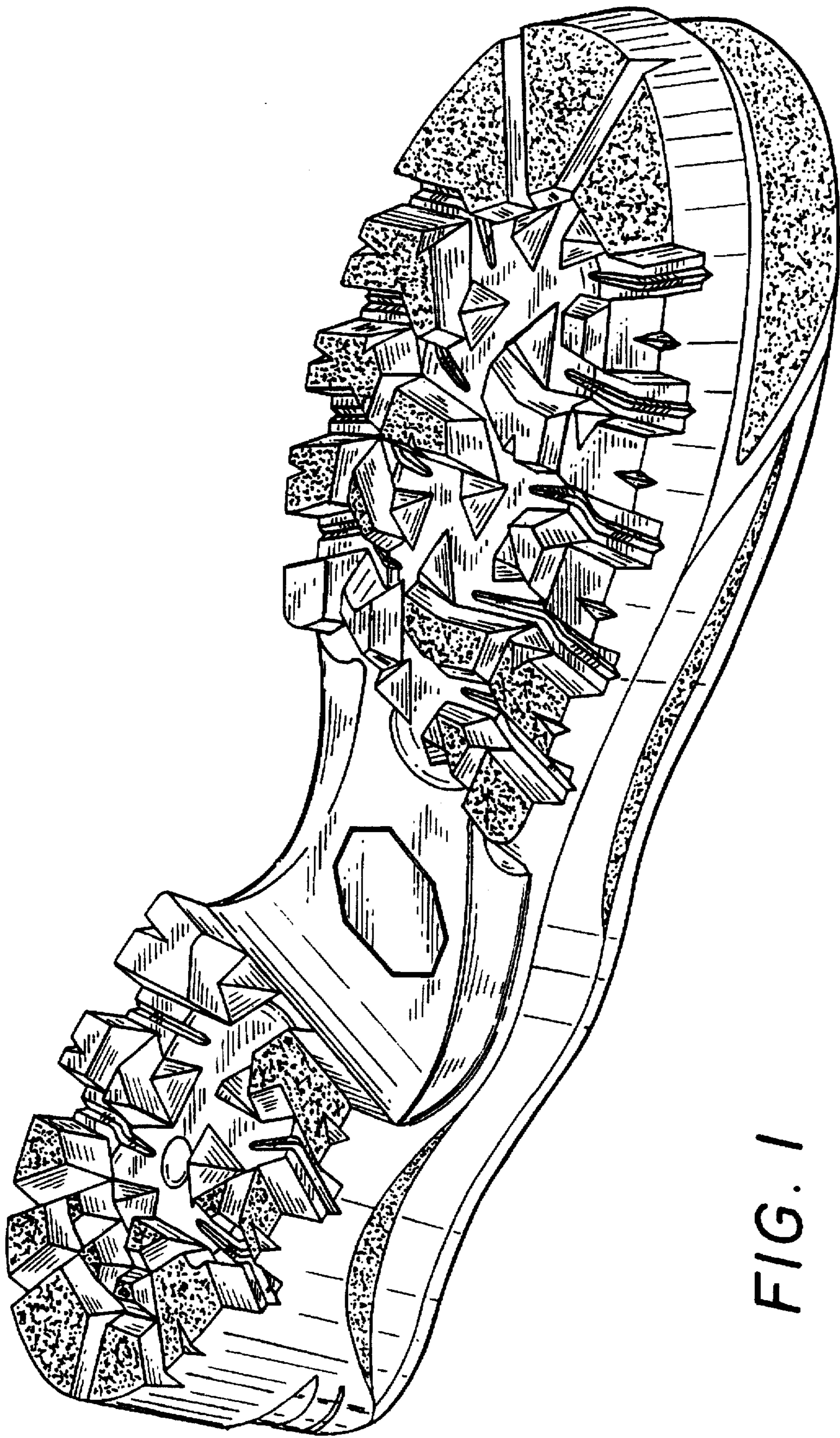


FIG. 1

FIG. 2

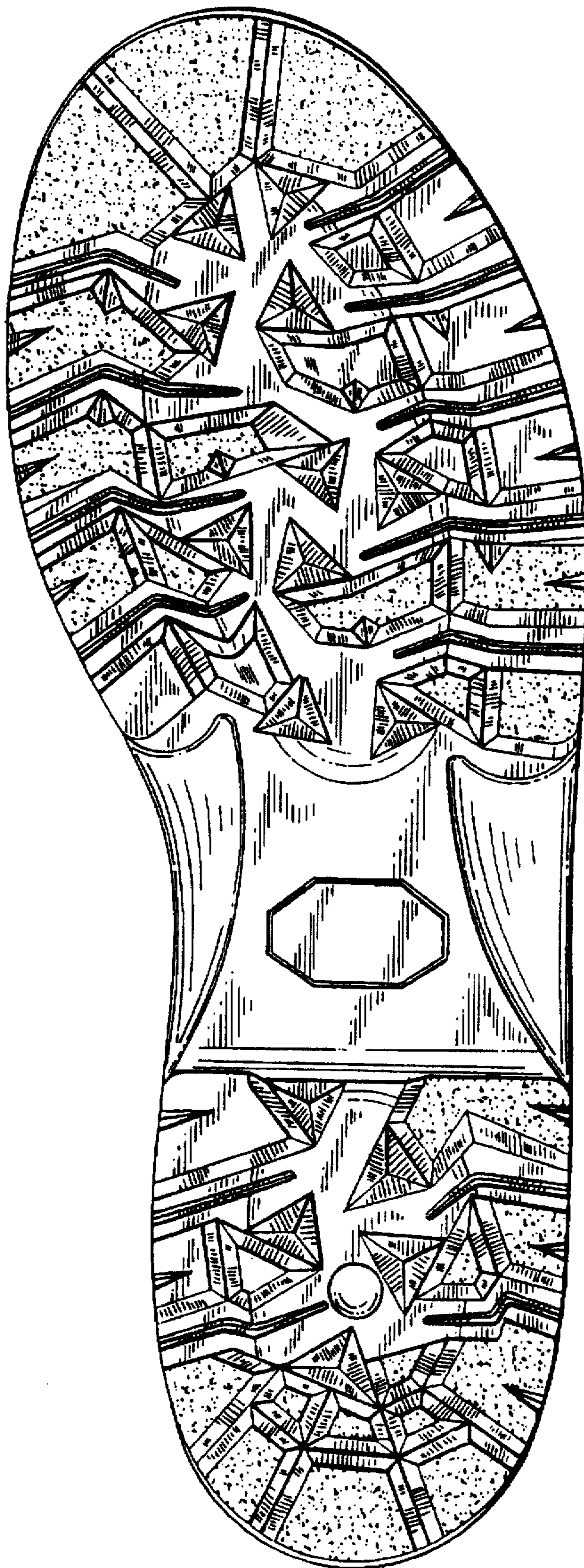


FIG. 3

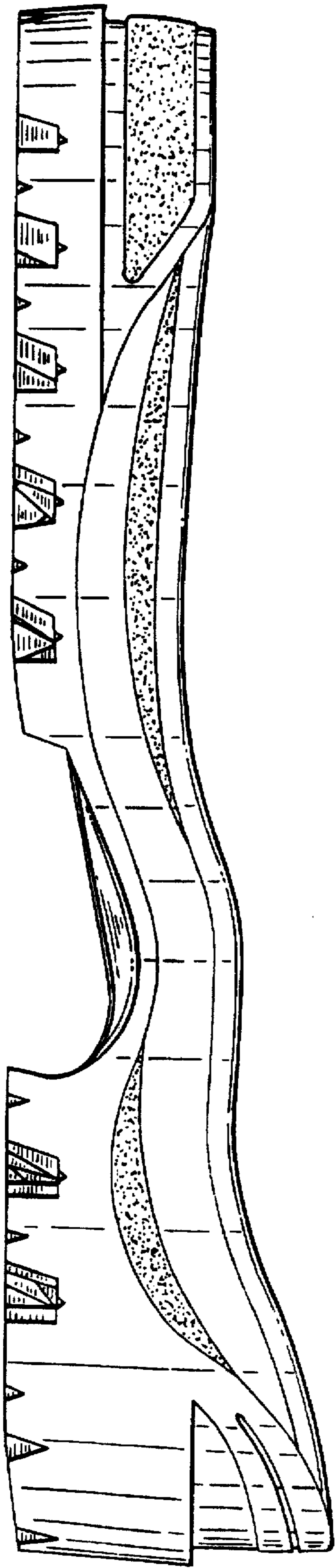
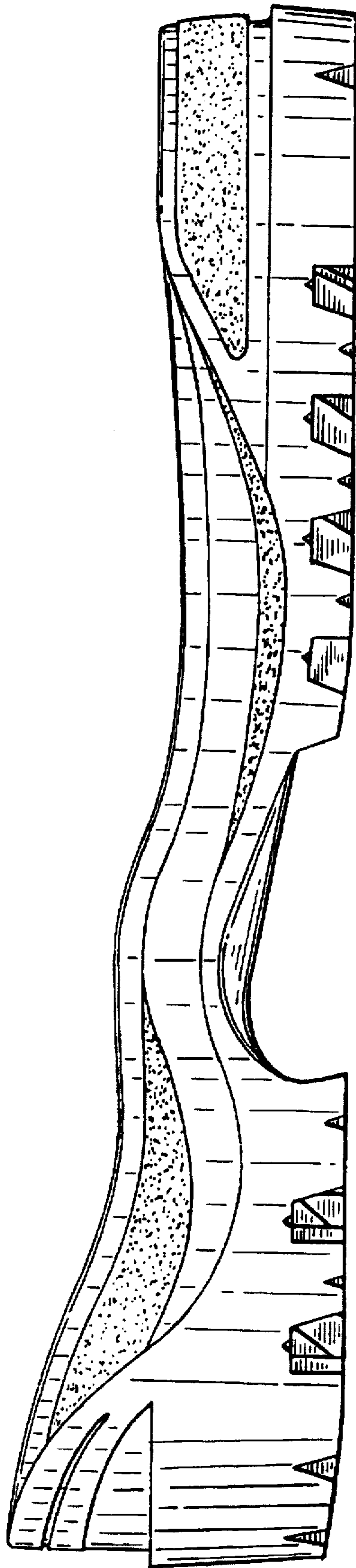


FIG. 4






FIG. 5

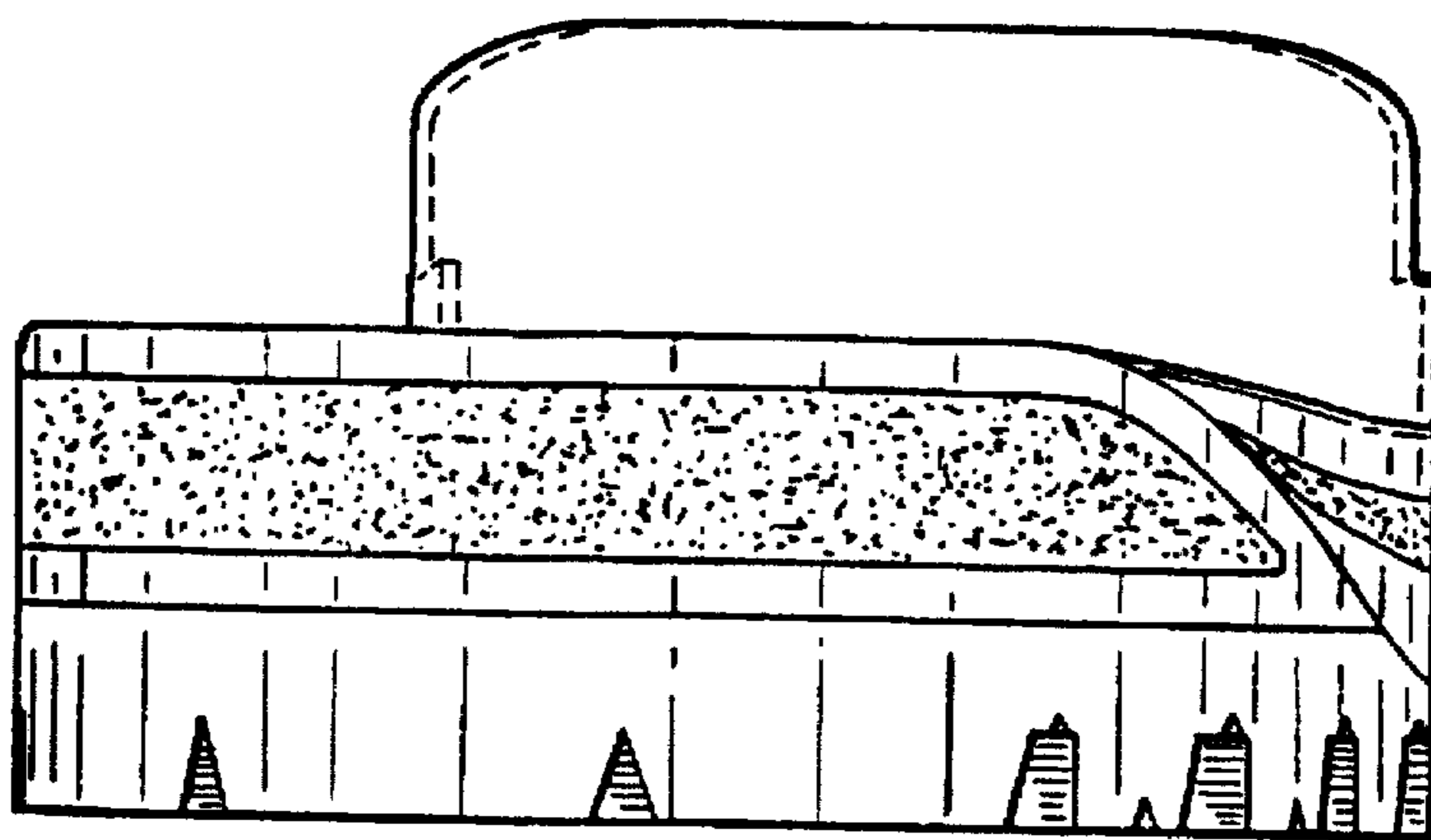


FIG. 6