

US00D385974S

**United States Patent** [19]  
**Berger**

[11] **Patent Number:** **Des. 385,974**  
[45] **Date of Patent:** **\*\*Nov. 4, 1997**

[54] **FLOORING SURFACE**

[75] **Inventor:** **Gerhard Berger, Weinheim, Germany**

[73] **Assignee:** **Carl Freudenberg, Weinheim, Germany**

[\*\*] **Term:** **14 Years**

[21] **Appl. No.:** **59,523**

[22] **Filed:** **Sep. 12, 1996**

[51] **LOC (6) Cl.** ..... **25-01**

[52] **U.S. Cl.** ..... **D25/163**

[58] **Field of Search** ..... **D6/582, 583, 584, D6/592; D25/163, 138; 52/384, 385, 386, 387, 388, 389; 404/35, 39, 42**

[56] **References Cited**

**U.S. PATENT DOCUMENTS**

D. 195,554 7/1963 **Speaker** ..... **D25/163**

D. 200,313 2/1965 **Monroe** ..... **D25/163**  
2,471,008 5/1949 **Pretty** ..... **D6/383**  
4,267,680 5/1981 **Delattre** ..... **52/384**  
4,715,743 12/1987 **Schmanski** ..... **404/39**

*Primary Examiner*—**Doris Clark**  
*Attorney, Agent, or Firm*—**Felfe & Lynch**

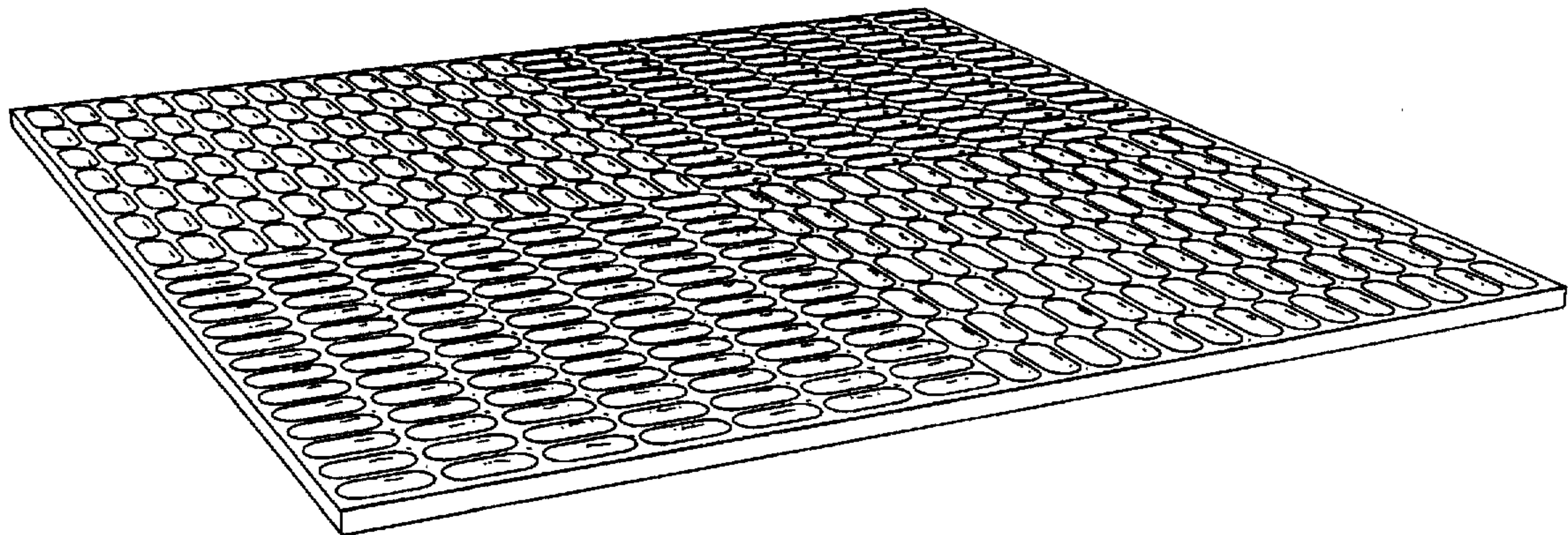
[57] **CLAIM**


The ornamental design for a flooring surface, as shown and described.

**DESCRIPTION**

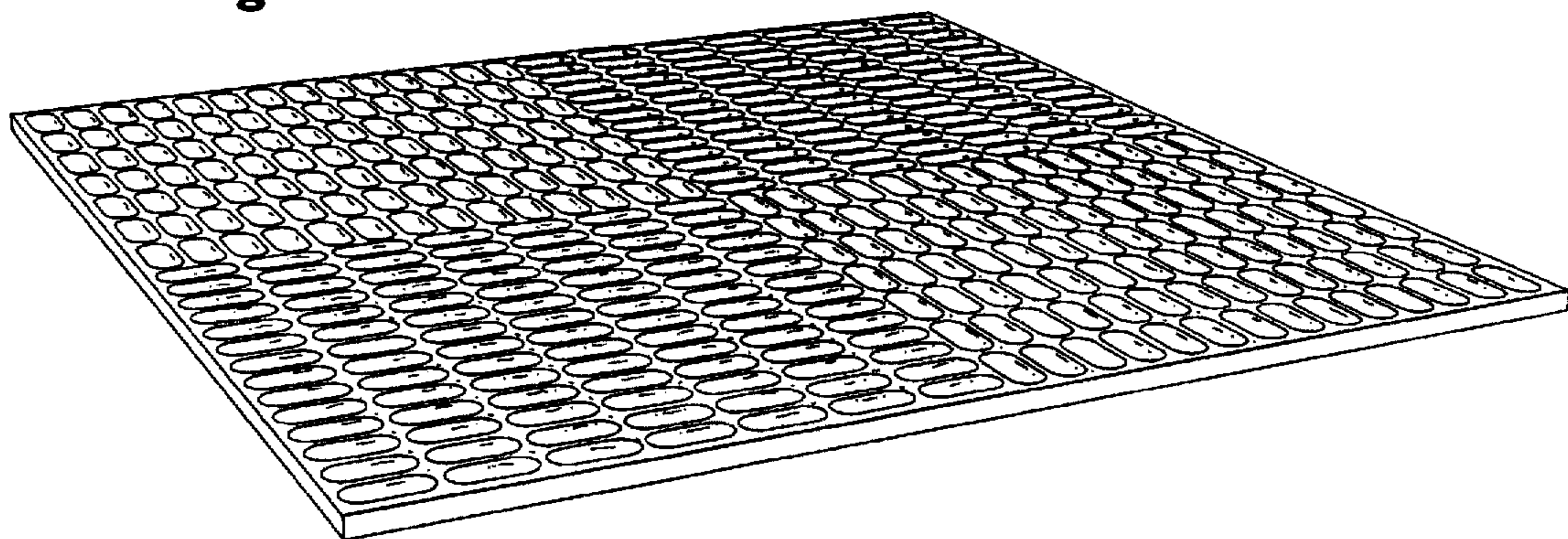
FIG. 1 is a top plan view of a flooring surface showing my new design;  
FIG. 2 is a perspective view thereof;  
FIG. 3 is a bottom edge view of FIG. 1;  
FIG. 4 is a left side elevational view of FIG. 1; and,  
FIG. 5 is an enlarged fragmentary side elevational view showing one of the raised elements.

**1 Claim, 2 Drawing Sheets**





**Fig. 1**



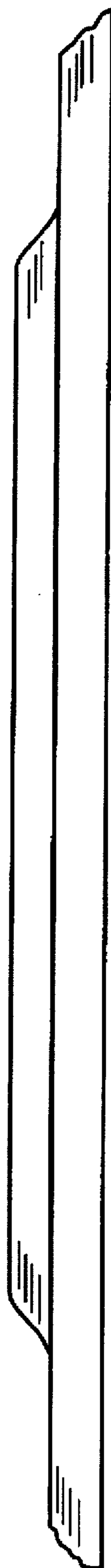
**Fig. 2**



**Fig. 3**



**Fig. 4**



**Fig. 5**

**Disclaimer**

Des. 385,974—Gerhard Berger, Weinheim, (DE). FLOORING SURFACE. Patent dated November 4, 1997.  
Disclaimer filed March 11, 2008, by the assignee, Carl Freudenberg KG.

Hereby disclaims the terminal part of said patent extending beyond November 23, 2007.  
(*Official Gazette October 7, 2008*)