



US00D385962S

United States Patent [19]

Conrey

[11] Patent Number: Des. 385,962

[45] Date of Patent: **Nov. 4, 1997

[54] TONGUE SCRAPER

[76] Inventor: Jack J. Conrey, 504 Monterey Dr., Aptos, Calif. 95003

[**] Term: 14 Years

[21] Appl. No.: 57,412

[22] Filed: Jul. 24, 1996

[51] LOC (6) Cl. 28-99

[52] U.S. Cl. D24/147

[58] Field of Search D24/147, 146; D32/40; D21/212; 606/161

[56] References Cited

U.S. PATENT DOCUMENTS

D. 122,815	10/1940	Crosby	606/161 X
D. 301,372	5/1989	Tsen	D24/147
D. 345,796	4/1994	Pernicka	D24/133 X
1,701,616	2/1929	Gross	606/161
5,217,475	6/1993	Kuber	606/161

FOREIGN PATENT DOCUMENTS

0083043	11/1919	Switzerland	606/161
---------	---------	-------------	---------

Primary Examiner—Louis S. Zarfes
Assistant Examiner—Frank Martinez
Attorney, Agent, or Firm—Patrick T. King

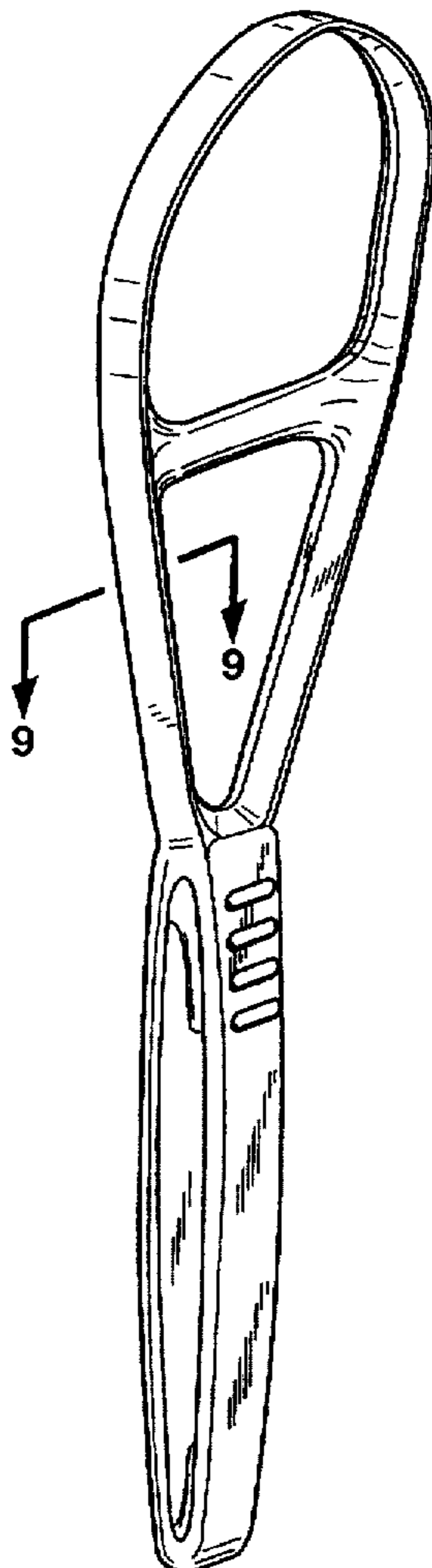
[57] CLAIM

The ornamental design for a tongue scraper, as shown.

DESCRIPTION

FIG. 1 is an upper left frontal perspective view;
 FIG. 2 is a front elevational view;
 FIG. 3 is a right side elevational view, the left is a mirror image thereof;
 FIG. 4 is a rear elevational view;
 FIG. 5 is a top plan view;
 FIG. 6 is a bottom plan view;
 FIG. 7 is a cross-sectional view at an enlarged scale, taken along line 7—7 of FIG. 2 showing surface contours not readily understood from orthographic views;
 FIG. 8 is a partial sectional view taken along line 8—8 in FIG. 3; and,
 FIG. 9 is an enlarged section view of a portion of the device, taken along line 9—9 of FIG. 1.

1 Claim, 2 Drawing Sheets



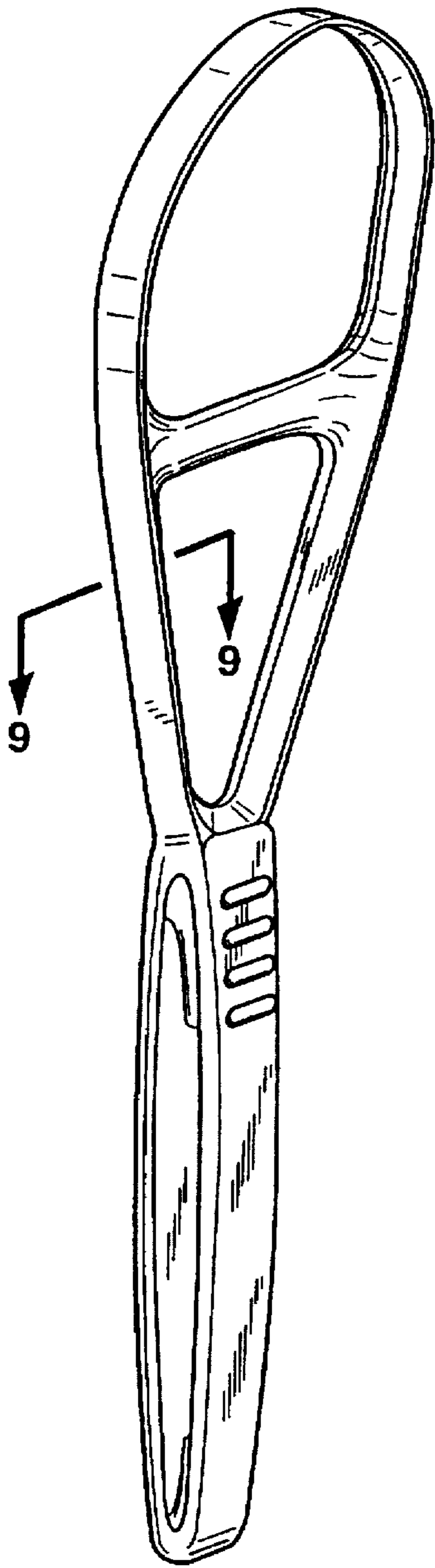


FIG._1

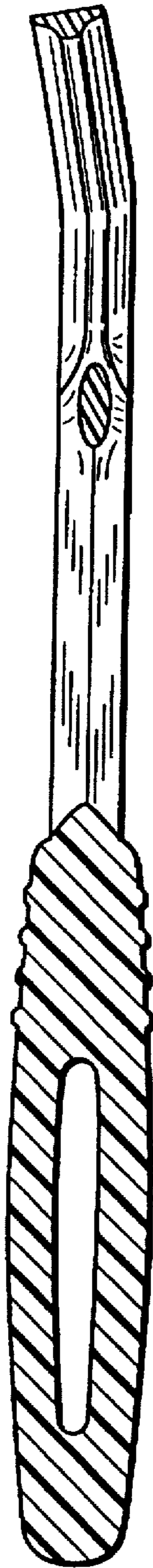


FIG._7



FIG._9




FIG._8

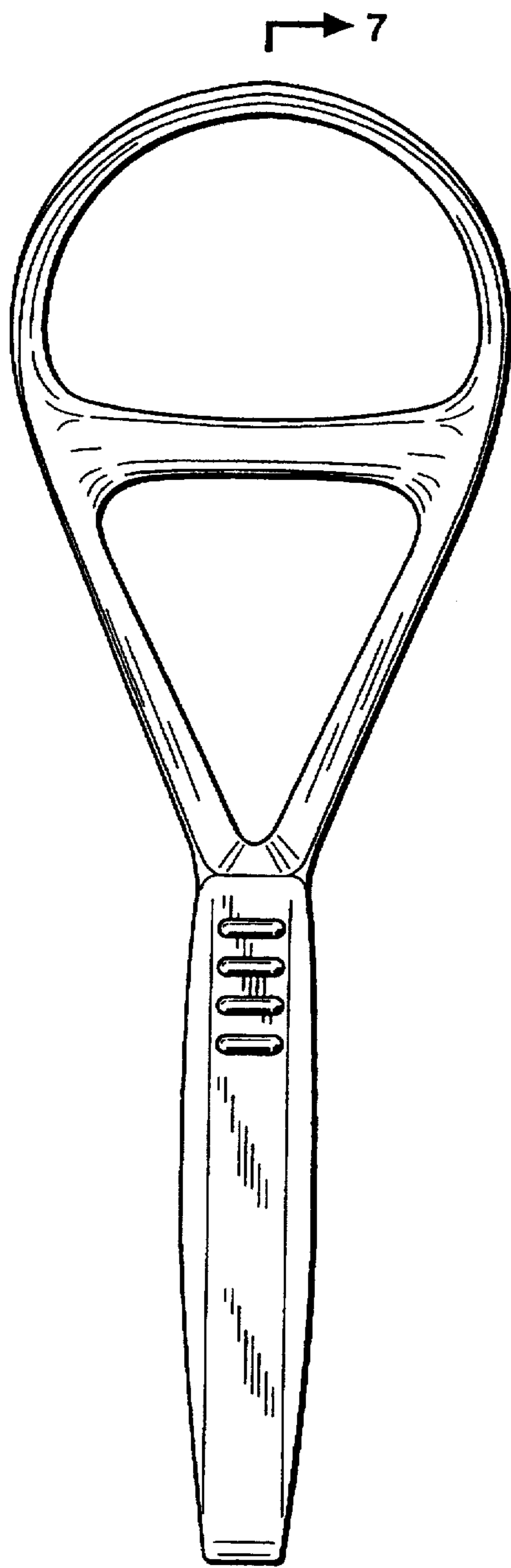


FIG._2

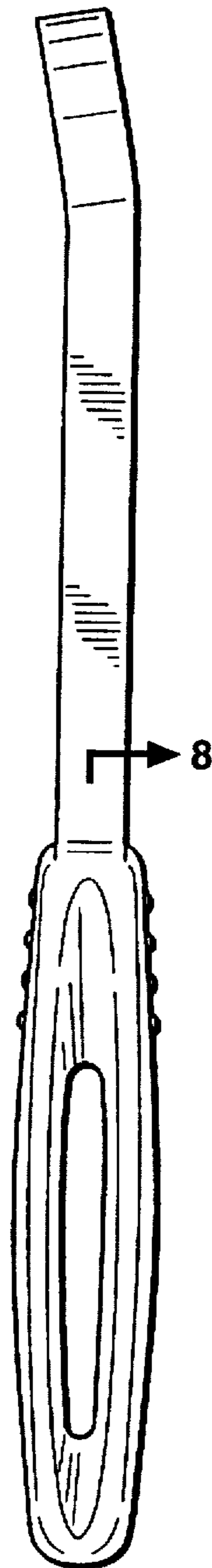


FIG._3

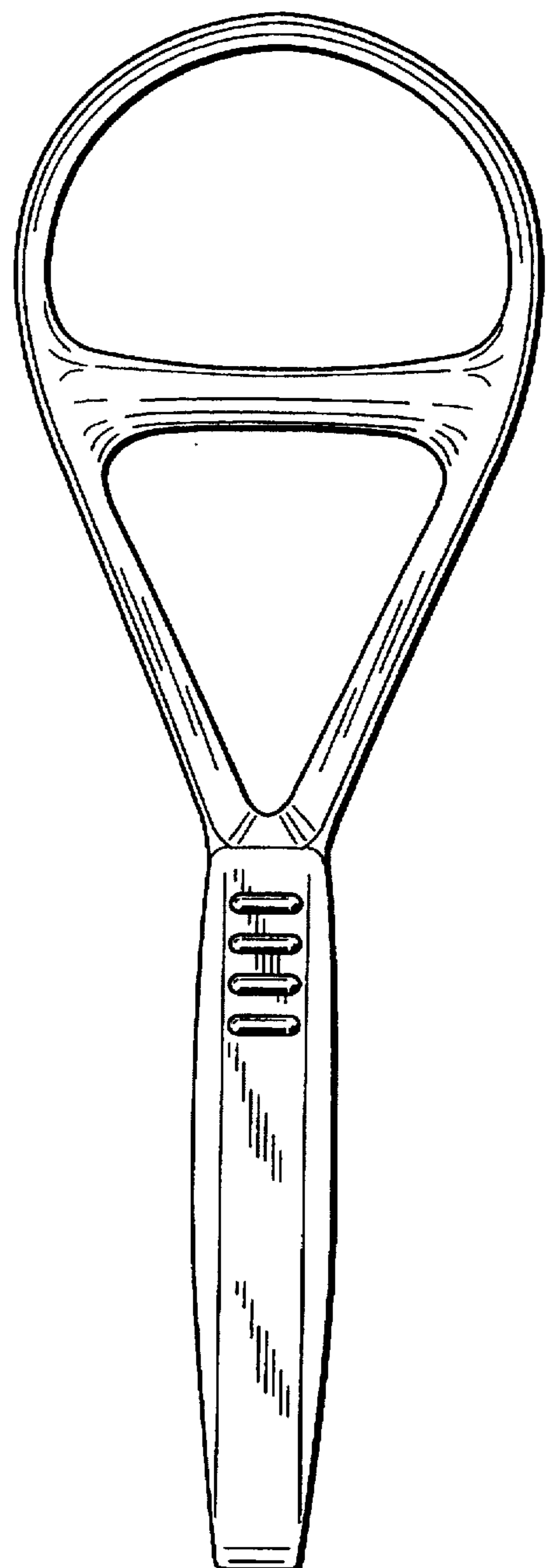


FIG._4

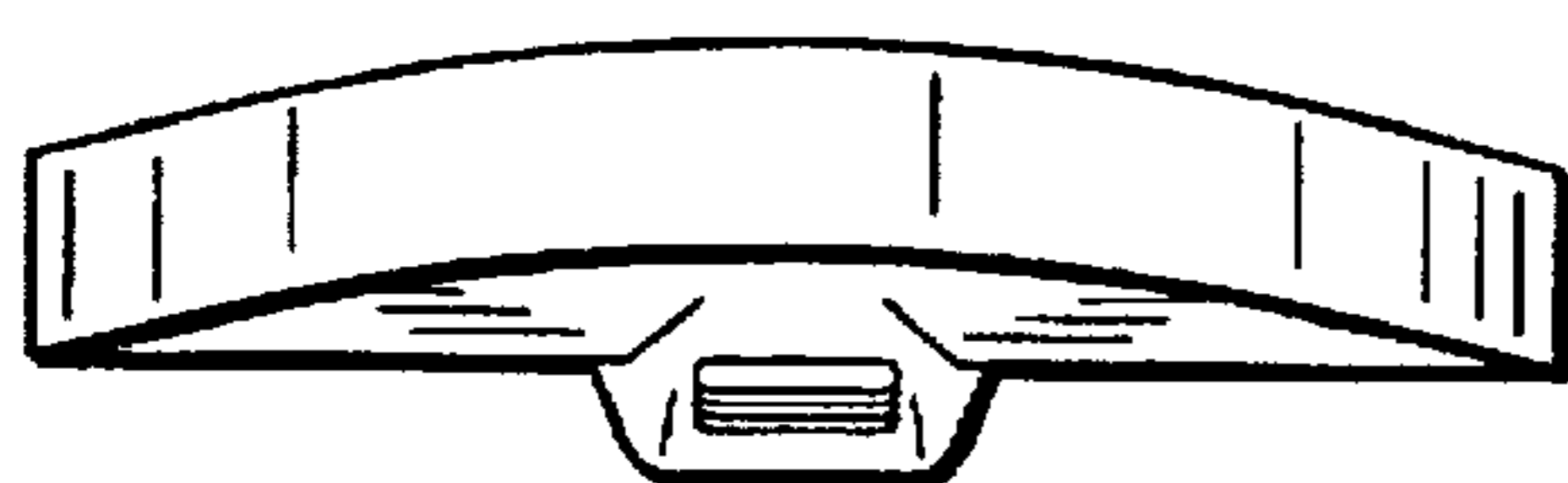


FIG._5




FIG._6