

US00D385959S

# United States Patent [19] Mattarelli

[11] Patent Number: **Des. 385,959**  
[45] Date of Patent: **\*\*\*Nov. 4, 1997**

## [54] FIREPLACE MANTEL

[76] Inventor: **Anthony Mattarelli, 7207 E. McNichols Rd., Detroit, Mich. 48212**

[\*] Notice: The portion of the term of this patent subsequent to Jul. 1, 2011, has been disclaimed.

[\*\*] Term: **14 Years**

[21] Appl. No.: **37,355**

[22] Filed: **Apr. 11, 1995**

### Related U.S. Application Data

[63] Continuation-in-part of Ser. No. 28,985, Sep. 27, 1994.

[51] LOC (6) Cl. .... **23-03**

[52] U.S. Cl. .... **D23/404**

[58] Field of Search ..... D23/343-345, D23/350, 403-404; 52/36.3, 211, 218; 126/500

### [56] References Cited

#### U.S. PATENT DOCUMENTS

D. 83,065 1/1931 Simons et al. .... D23/343 X

D. 108,149	1/1938	Baum	.....	D23/404
D. 147,366	8/1947	Grossniklaus	.....	D23/404
D. 305,931	2/1990	MacAleese	.....	D23/404
D. 306,204	2/1990	MacAleese	.....	D23/404
D. 311,574	10/1990	Syme et al.	.....	D23/345
625,104	5/1899	Graves	.....	52/36.3

*Primary Examiner*—Louis S. Zarfaz  
*Assistant Examiner*—Lavone D. Tabor  
*Attorney, Agent, or Firm*—Gifford, Krass, Groh, Sprinkle, Patmore, Anderson & Citkowski, P.C.

### [57] CLAIM

The ornamental design for a fireplace mantel, as shown and described.

### DESCRIPTION

FIG. 1 is a front elevational view of a fireplace mantel showing my new design;  
FIG. 2 is a side elevational view thereof, the opposite side being a mirror image;  
FIG. 3 is an enlarged fragmentary bottom plan view as seen from line 3—3 of FIG. 1; and,  
FIG. 4 is a top plan view thereof.

**1 Claim, 3 Drawing Sheets**

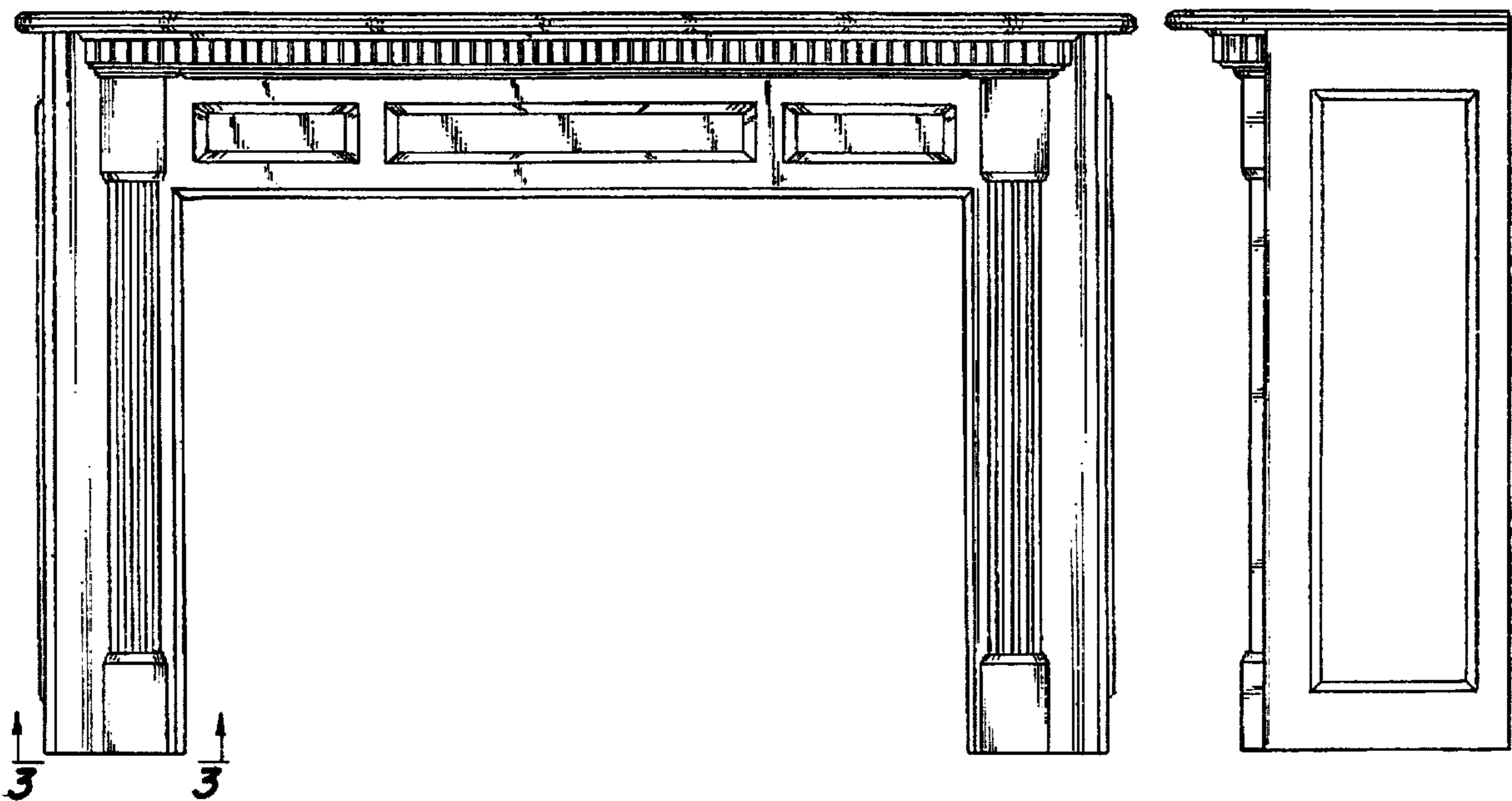


Fig-2

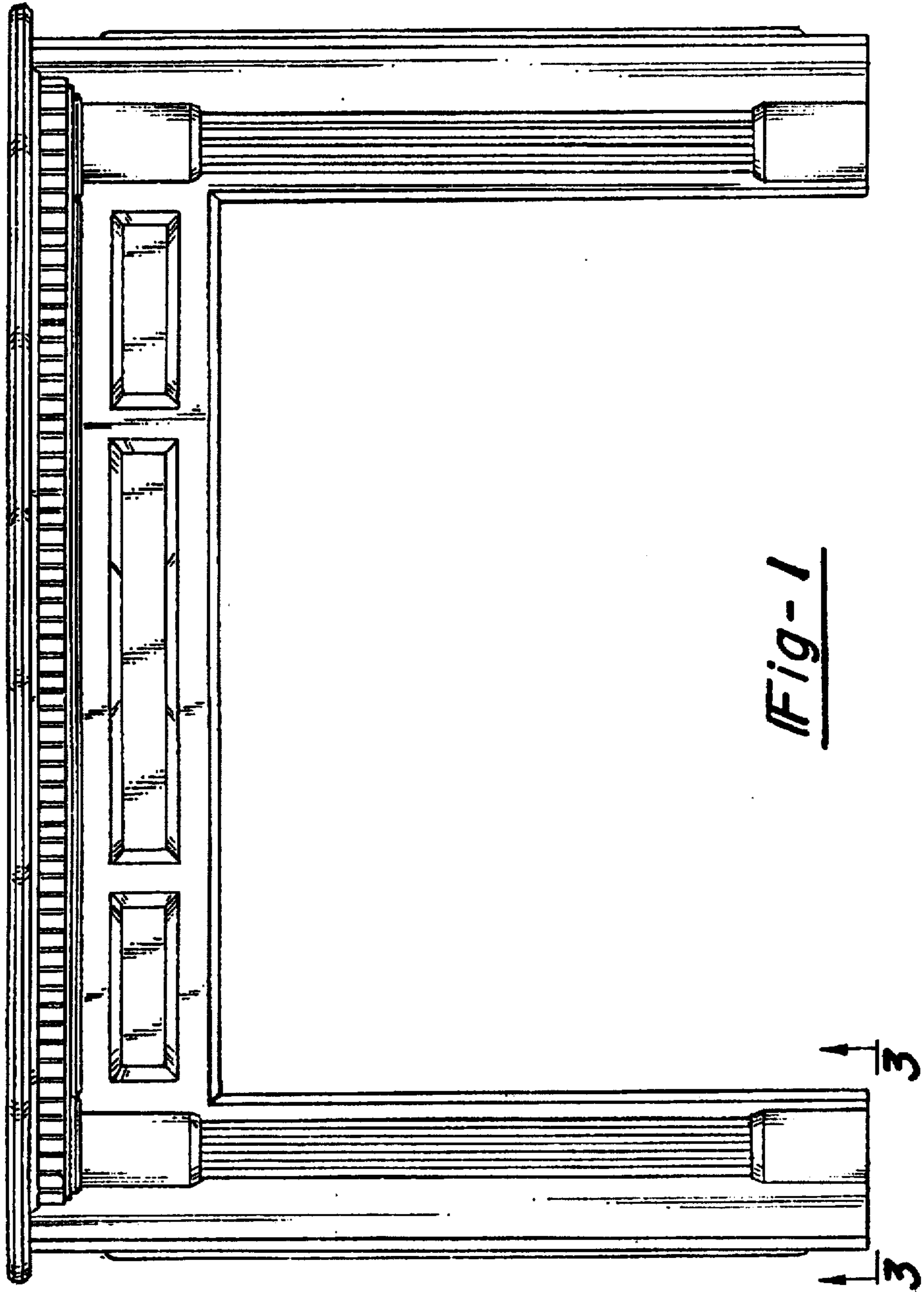
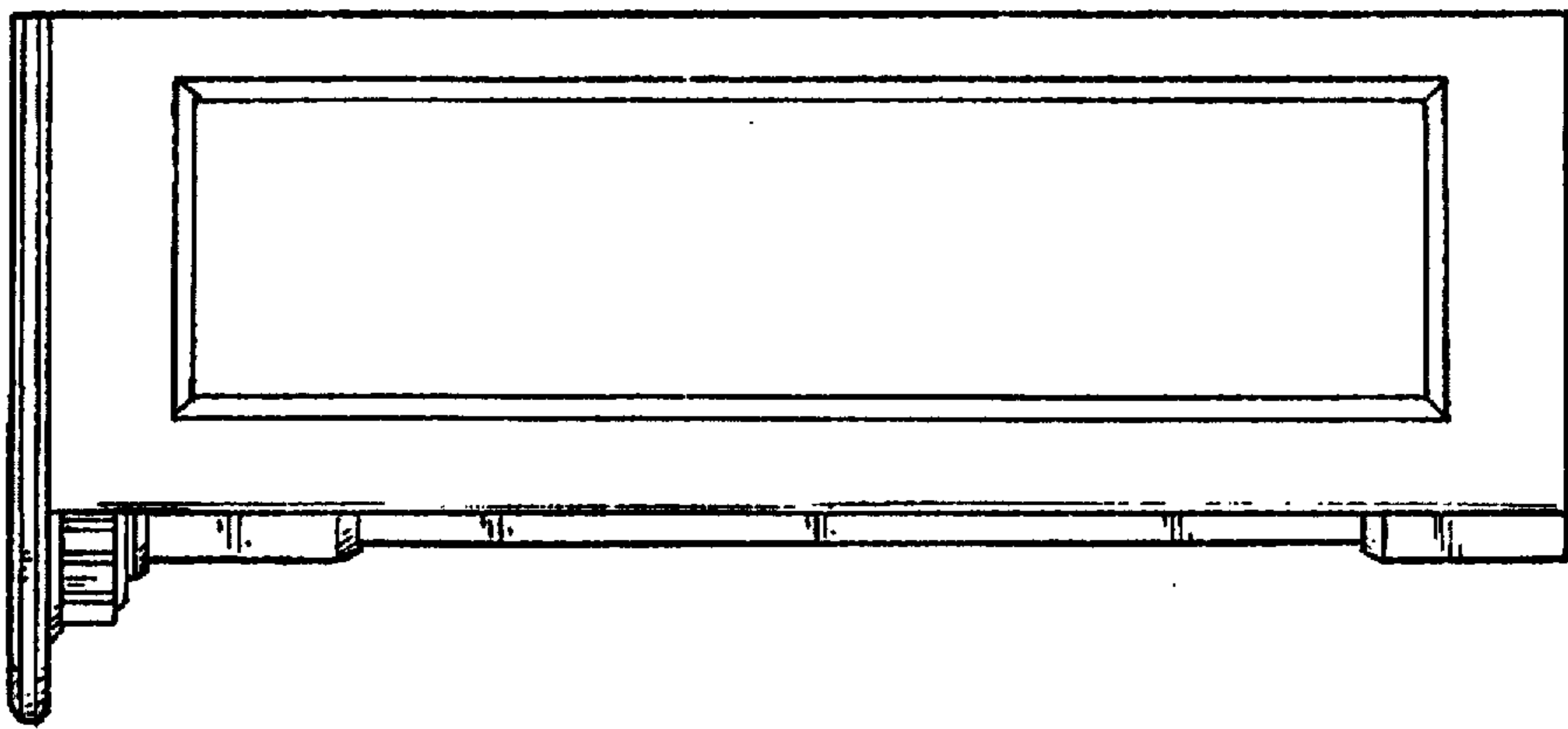


Fig-1

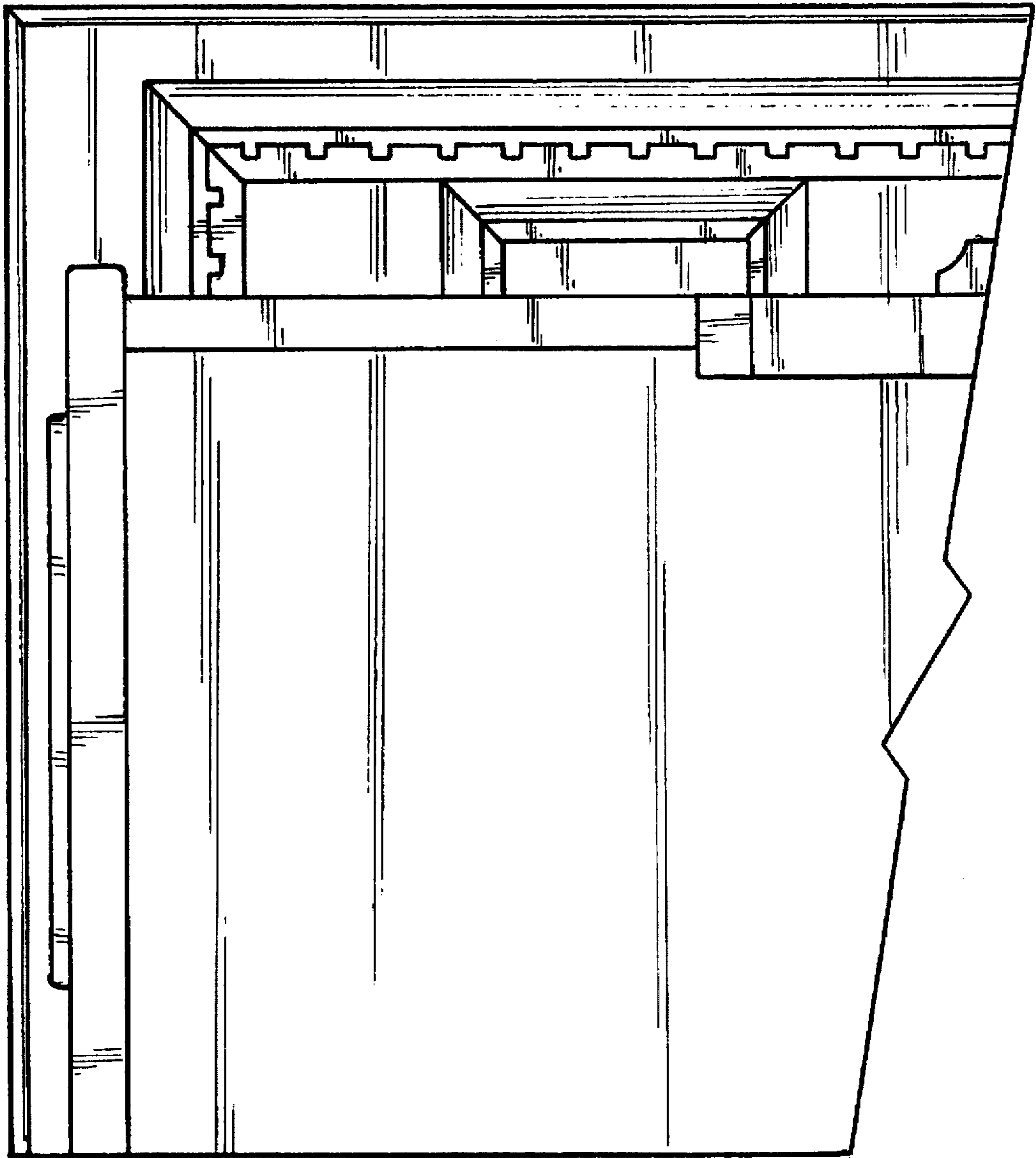


Fig-3




Fig - 4