

US00D385952S

United States Patent [19]
Hundley et al.

[11] **Patent Number:** **Des. 385,952**
[45] **Date of Patent:** ****Nov. 4, 1997**

[54] **HANDLE FOR A PLUMBING FITTING**
[75] **Inventors:** **Jill E. Hundley; Mary J. Reid**, both of Sheboygan, Wis.
[73] **Assignee:** **Kohler Co.**, Kohler, Wis.
[**] **Term:** **14 Years**
[21] **Appl. No.:** **49,424**
[22] **Filed:** **Jan. 24, 1996**
[51] **LOC (6) Cl.** **23-01**
[52] **U.S. Cl.** **D23/250**
[58] **Field of Search** D23/241-243, D23/250-254; D8/300, 303, 306, 307, 308, 338; 16/117, 118, 119, 121, 126

[56] **References Cited**
U.S. PATENT DOCUMENTS

D. 50,377	2/1917	Earlich	D23/250
D. 78,614	5/1929	Brown	D23/250
D. 276,544	11/1984	Piesco	D23/254
D. 317,816	6/1991	Robbins	D23/250
D. 324,726	3/1992	Bonnell	D23/254
D. 325,425	4/1992	Bengtser	D23/250
D. 348,509	7/1994	Bollenbacher	D6/550
1,100,286	6/1914	Cornelius	16/117
1,721,586	7/1929	Brown	10/117

OTHER PUBLICATIONS

Undated Broadway Collection catalog ad, p. 14, showing an "Edwardian" faucet handle and escutcheon, admitted prior art.

Undated Harden catalog ad, p. 25, showing a "56 Series", faucet handle escutcheon, admitted prior art.
1989 WICO catalog ad showing "Retro" faucet handle and escutcheon.

Primary Examiner—Stella Reid
Assistant Examiner—Eric Waterson
Attorney, Agent, or Firm—Quarles & Brady

[57] **CLAIM**

The ornamental design for a handle for a plumbing fitting, as shown and described.

DESCRIPTION

FIG. 1 is a right, top, front perspective view of a handle for a plumbing fitting embodying our new design;
FIG. 2 is a front elevational view thereof, the right side, left side, and rear elevational views being identical to the front elevational view shown;
FIG. 3 is a top plan view thereof;
FIG. 4 is a front elevational view of a second embodiment which is essentially identical to the first embodiment but for a spacer and truncated escutcheon. The spacer has identical front and rear views; and,
FIG. 5 is a front elevational view of a third embodiment which is essentially identical to the second embodiment but for a decorative spacer. The spacer has identical front and rear views.

1 Claim, 3 Drawing Sheets

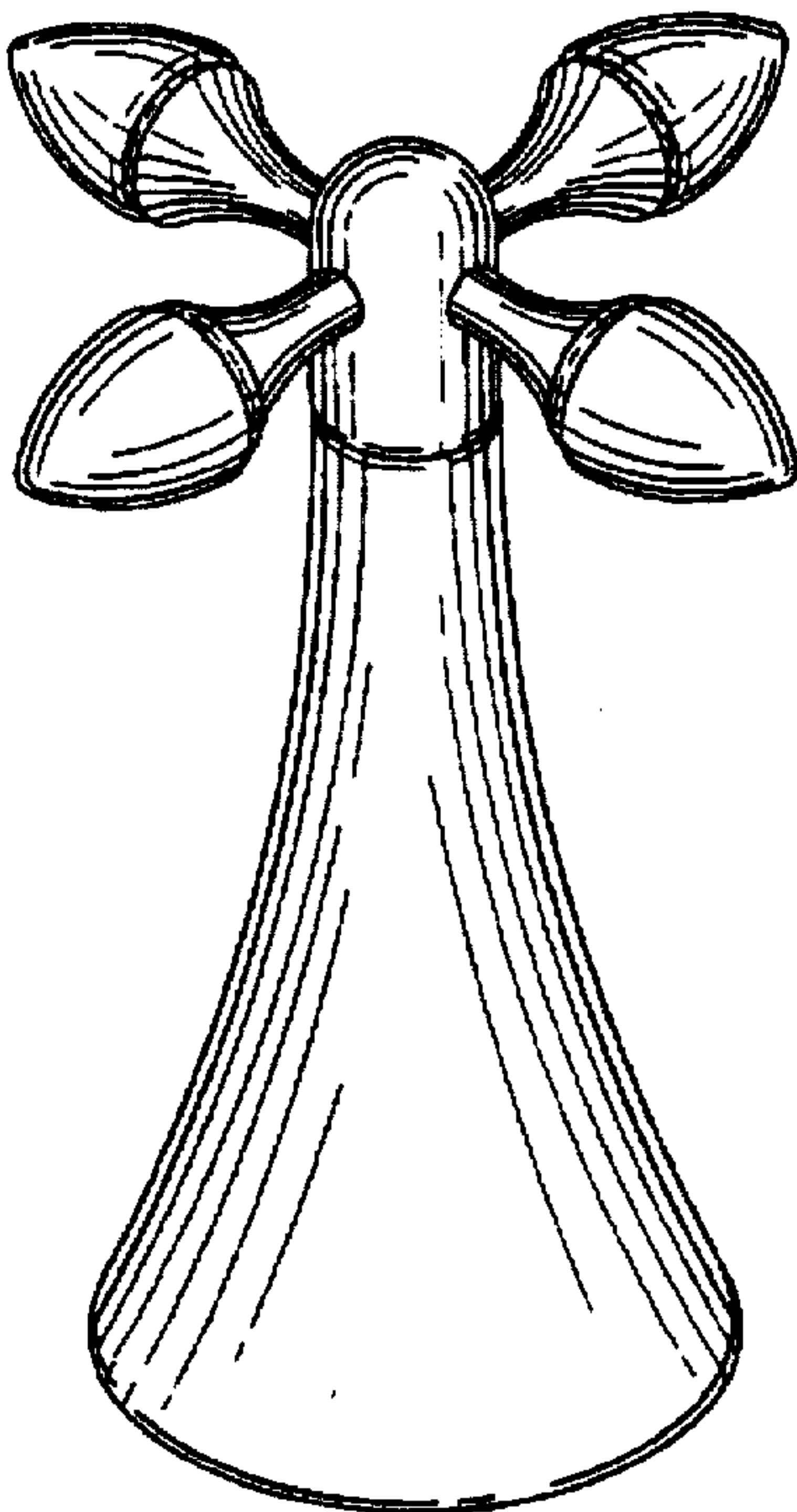


FIG. 1

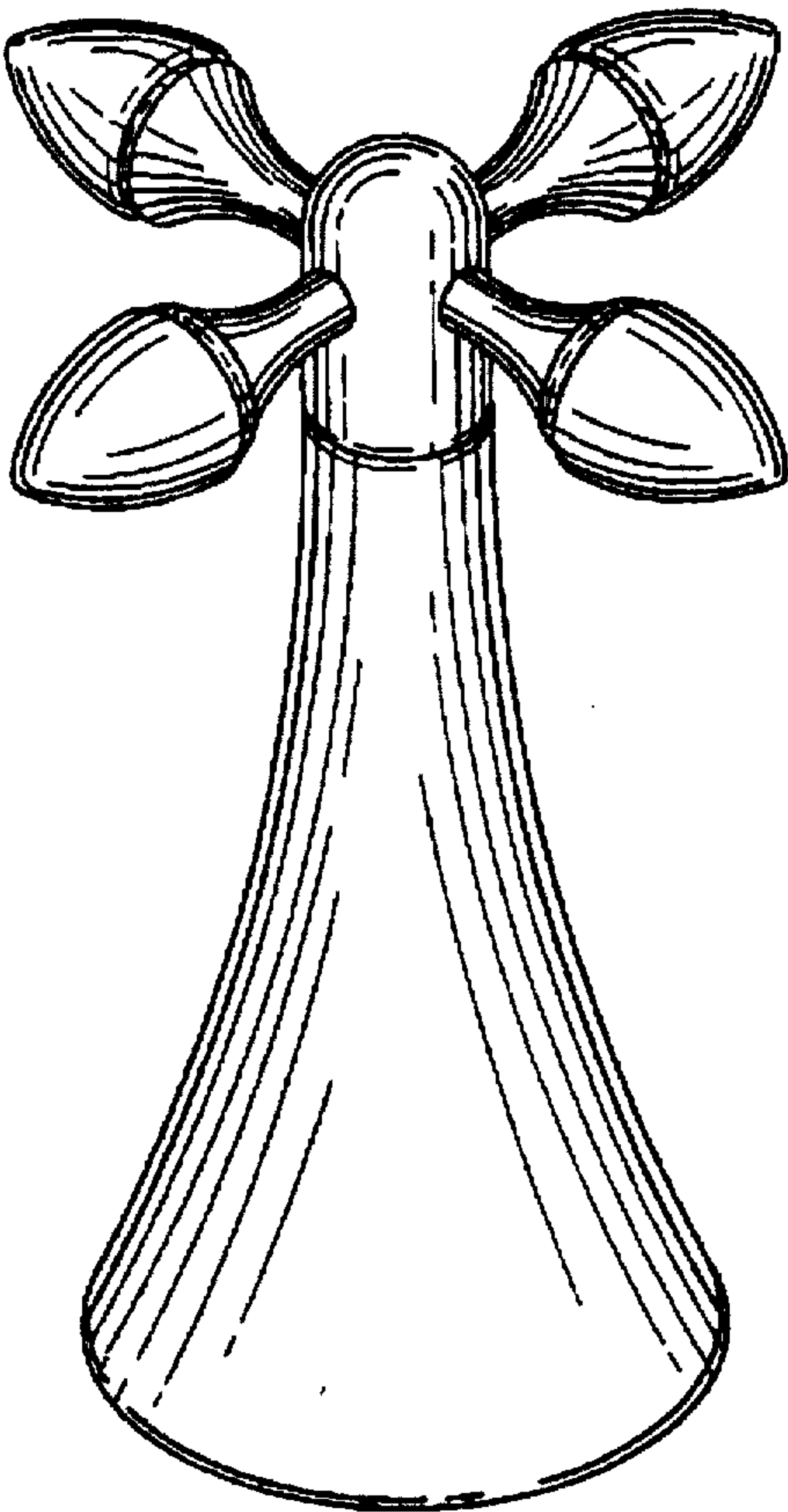


FIG. 2

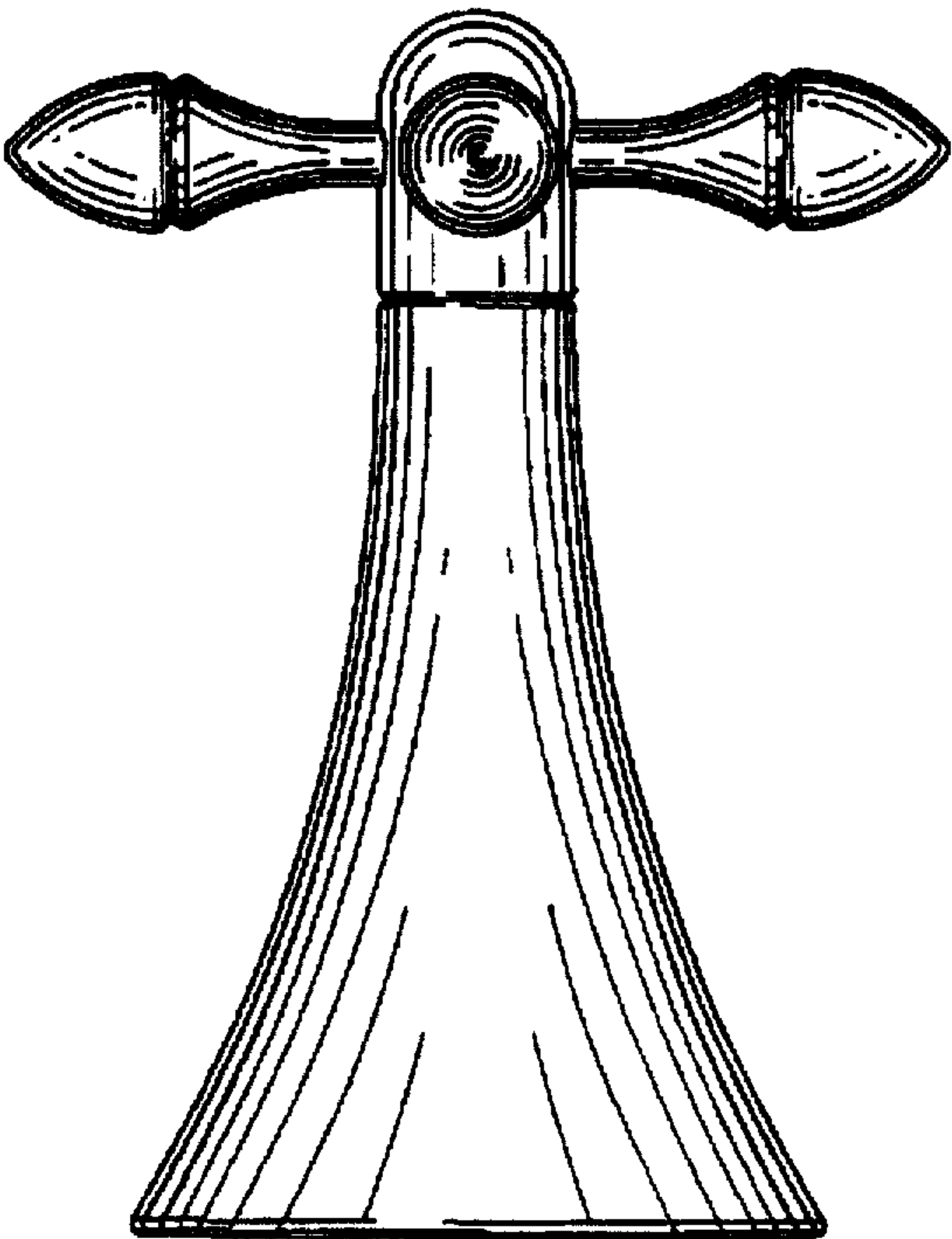


FIG. 3

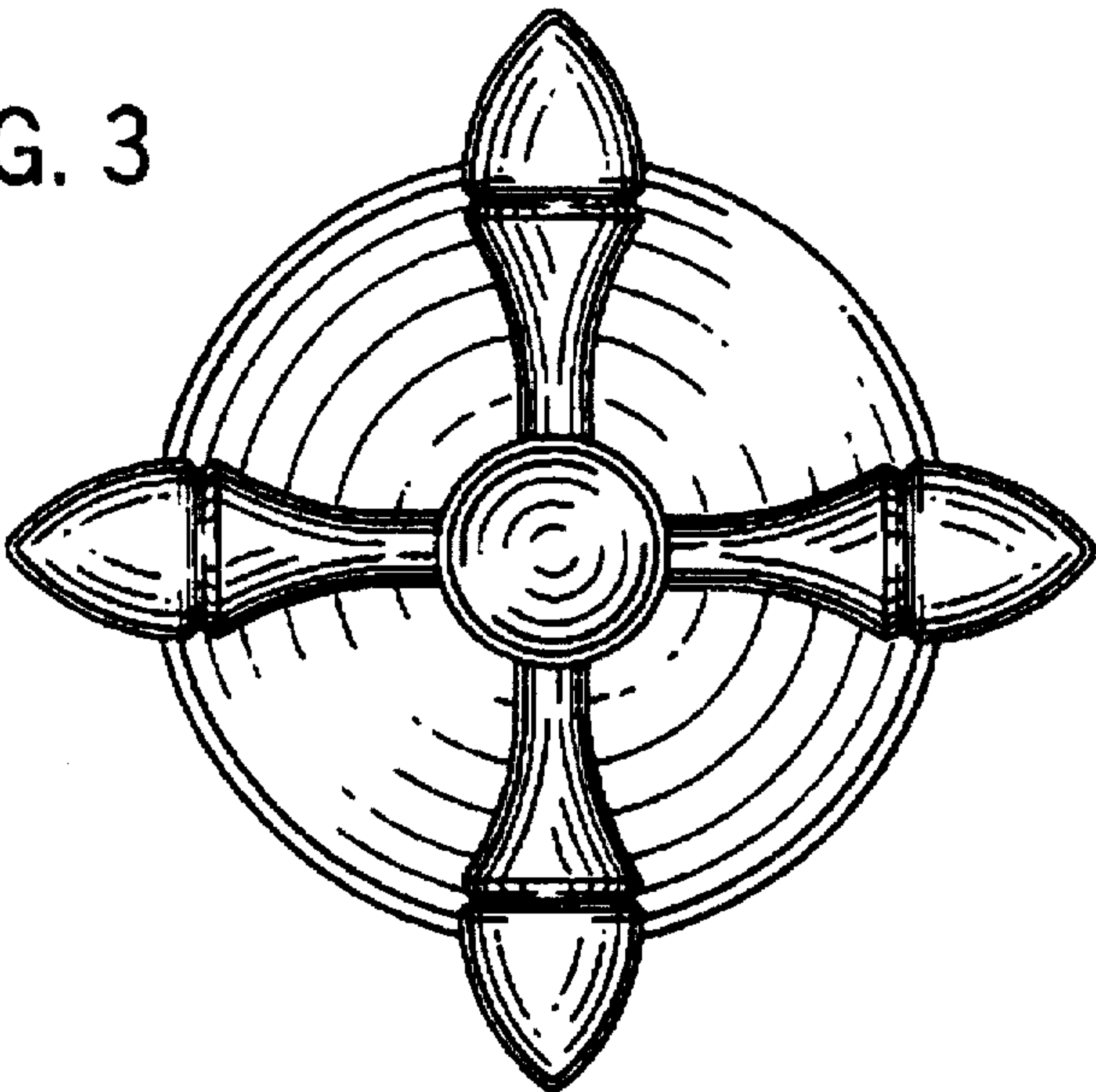


FIG. 4

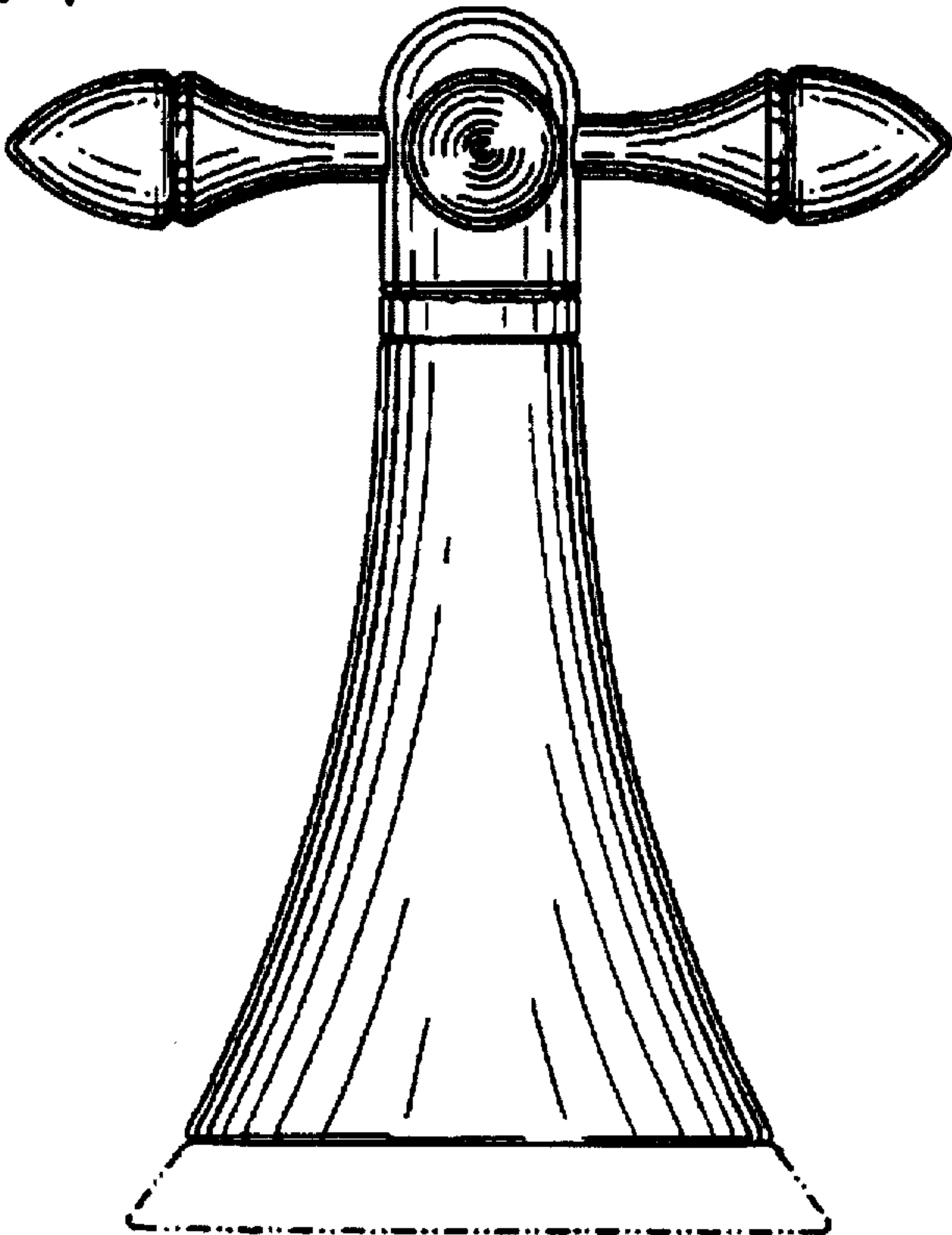


FIG. 5

