



US00D385936S

United States Patent [19]

Nakazaki

[11] Patent Number: **Des. 385,936**

[45] Date of Patent: ****Nov. 4, 1997**

[54] **SPORTING EQUIPMENT HANDLE GRIP**

[75] Inventor: **Tracy D. Nakazaki**, Manhattan Beach, Calif.

[73] Assignee: **Tacki-Mac Grips, Inc.**, Las Vegas, Nev.

[**] Term: **14 Years**

[21] Appl. No.: **61,151**

[22] Filed: **Oct. 16, 1996**

[51] LOC (6) Cl. **21-02**

[52] U.S. Cl. **D21/222**

[58] Field of Search **D21/222; 473/300-303**

[56] **References Cited**

U.S. PATENT DOCUMENTS

D. 235,899	7/1975	Spencer	D21/222
D. 235,900	7/1975	Spencer	D21/222
D. 336,322	6/1993	Poincenot et al.	D21/222
D. 343,668	1/1994	Downey	D21/222
D. 376,400	12/1996	Nakazaki	D21/222
4,919,420	4/1990	Sato	473/300

Primary Examiner—Raphael Barkai
Assistant Examiner—Mitchell I. Siegel
Attorney, Agent, or Firm—Quirk & Tratos

[57] **CLAIM**

The ornamental design for a sporting equipment handle grip, as shown and described.

DESCRIPTION

FIG. 1 is a side view of a sporting equipment handle grip in accordance with the present invention, the undisclosed opposite side being a mirror image;

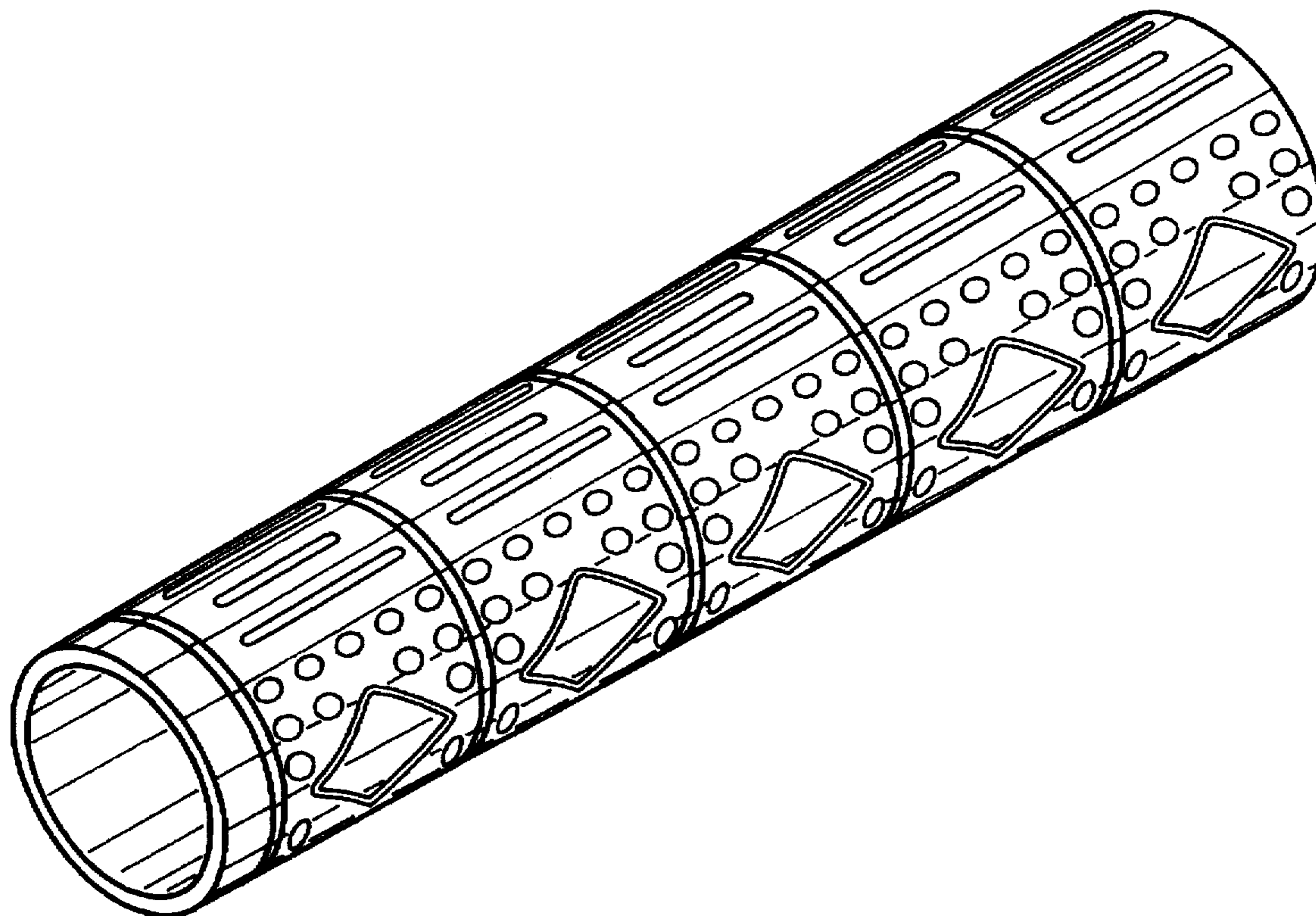
FIG. 2 is a side view of the sporting equipment handle grip of FIG. 1 rotated 90 degrees, the undisclosed opposite side being a mirror image;

FIG. 3 is a bottom end view of the sporting equipment handle grip of FIG. 1;

FIG. 4 is a top end view of the sporting equipment handle grip of FIG. 1; and,

FIG. 5 is a perspective view of the sporting equipment handle grip of FIG. 1.

1 Claim, 1 Drawing Sheet






FIG. 1

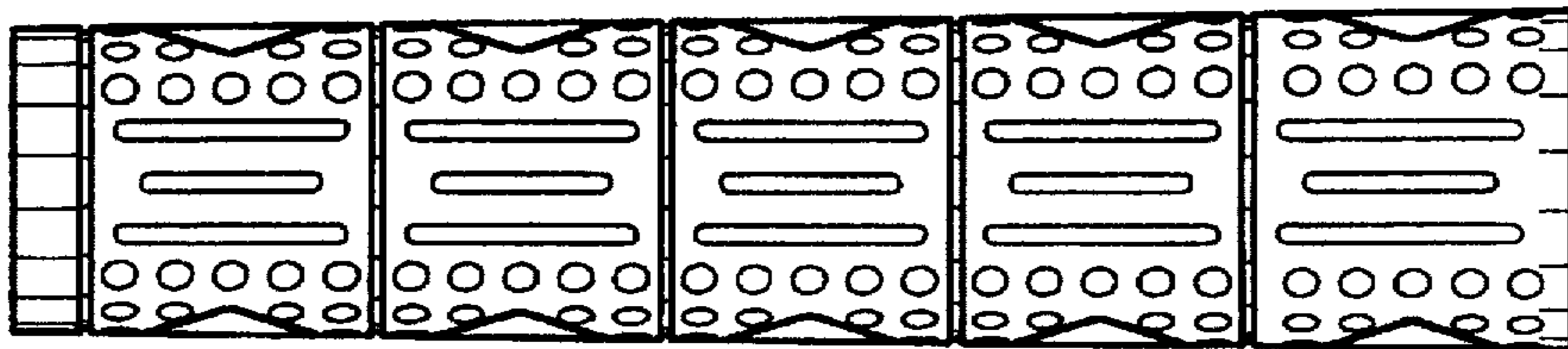


FIG. 2

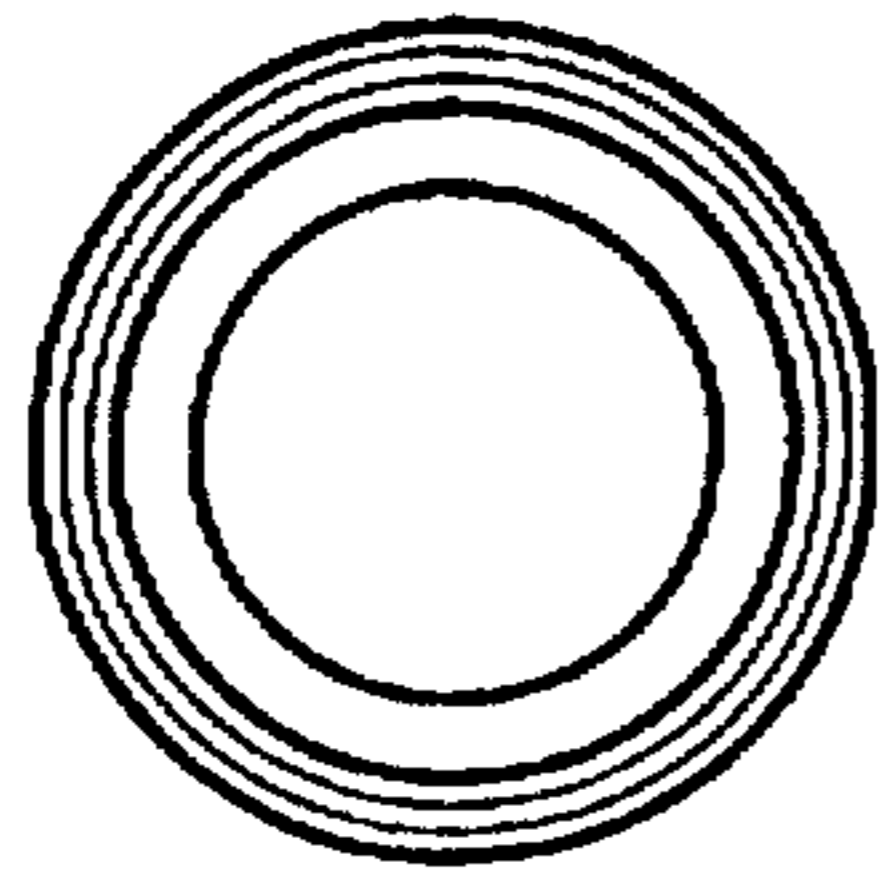


FIG. 3

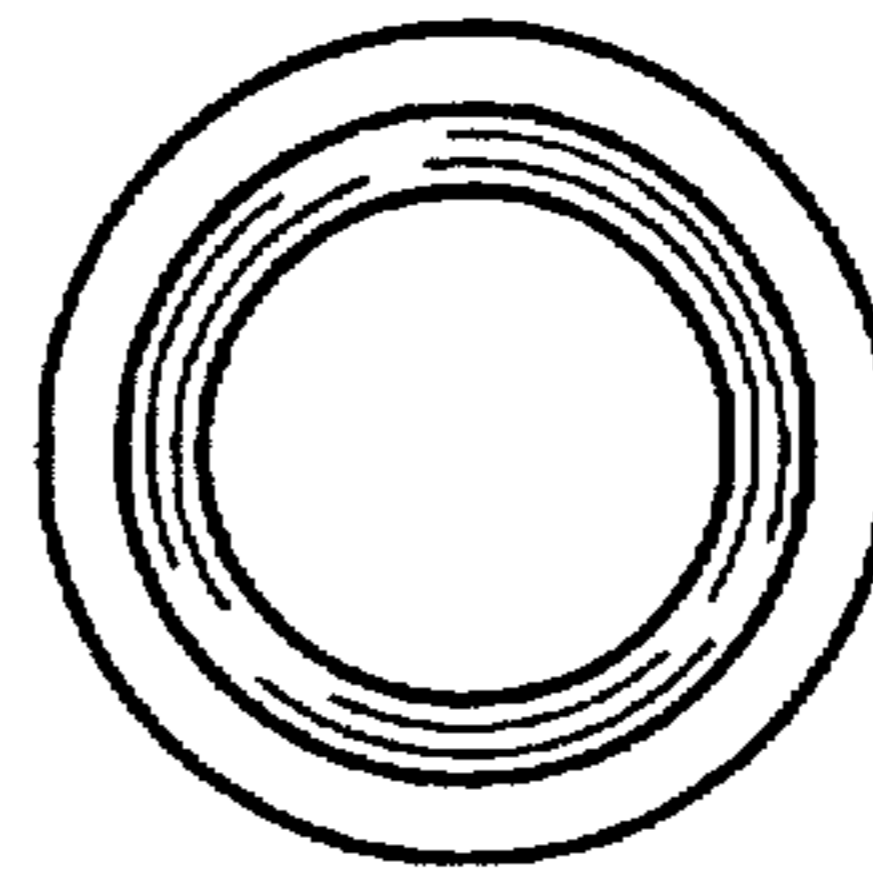


FIG. 4

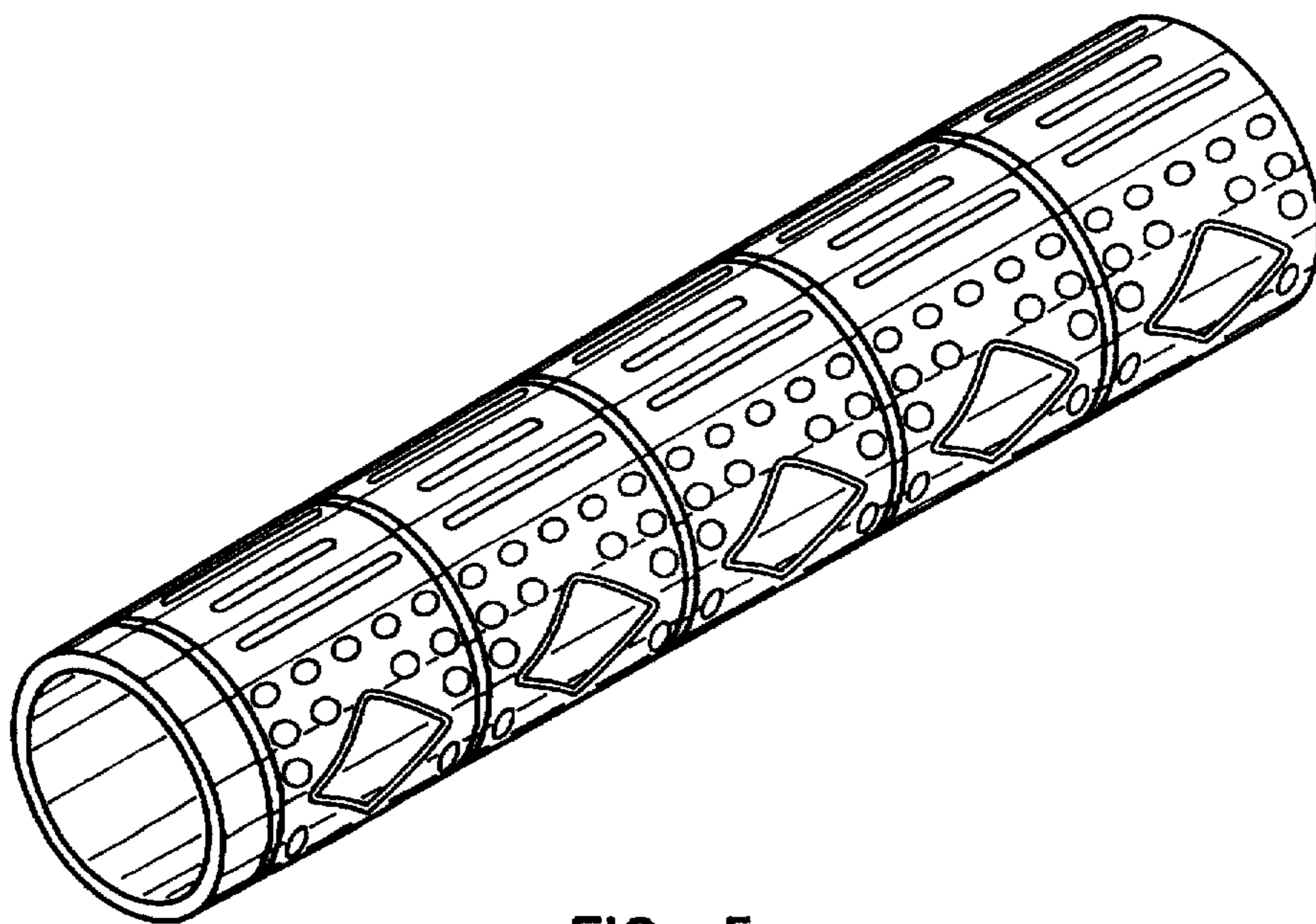


FIG. 5