



US00D385934S

United States Patent [19]

You

[11] Patent Number: **Des. 385,934**

[45] Date of Patent: ****Nov. 4, 1997**

[54] GOLF CLUB SHAFT

[76] Inventor: **Daneil H. You**, 22601 La Palma Ave., Suite 103, Yorba Linda, Calif. 92687

[**] Term: **14 Years**

[21] Appl. No.: **52,575**

[22] Filed: **Apr. 8, 1996**

[51] LOC (6) Cl. **21-02**

[52] U.S. Cl. **D21/221**

[58] Field of Search **D21/214, 221, D21/222; 473/316-323**

[56] References Cited

U.S. PATENT DOCUMENTS

| | | | | |
|------------|--------|----------|-------|---------|
| D. 236,639 | 9/1975 | Kanne | | D21/221 |
| D. 236,735 | 9/1975 | Bush | | D21/221 |
| D. 327,309 | 6/1992 | Shigetoh | | D21/221 |

| | | | | |
|------------|---------|---------|-------|-----------|
| D. 369,195 | 4/1996 | Jaeckel | | D21/222 X |
| 5,569,098 | 10/1996 | Klein | | 473/300 |

Primary Examiner—Raphael Barkai
Assistant Examiner—Mitchell I. Siegel
Attorney, Agent, or Firm—Donald W. Meeker

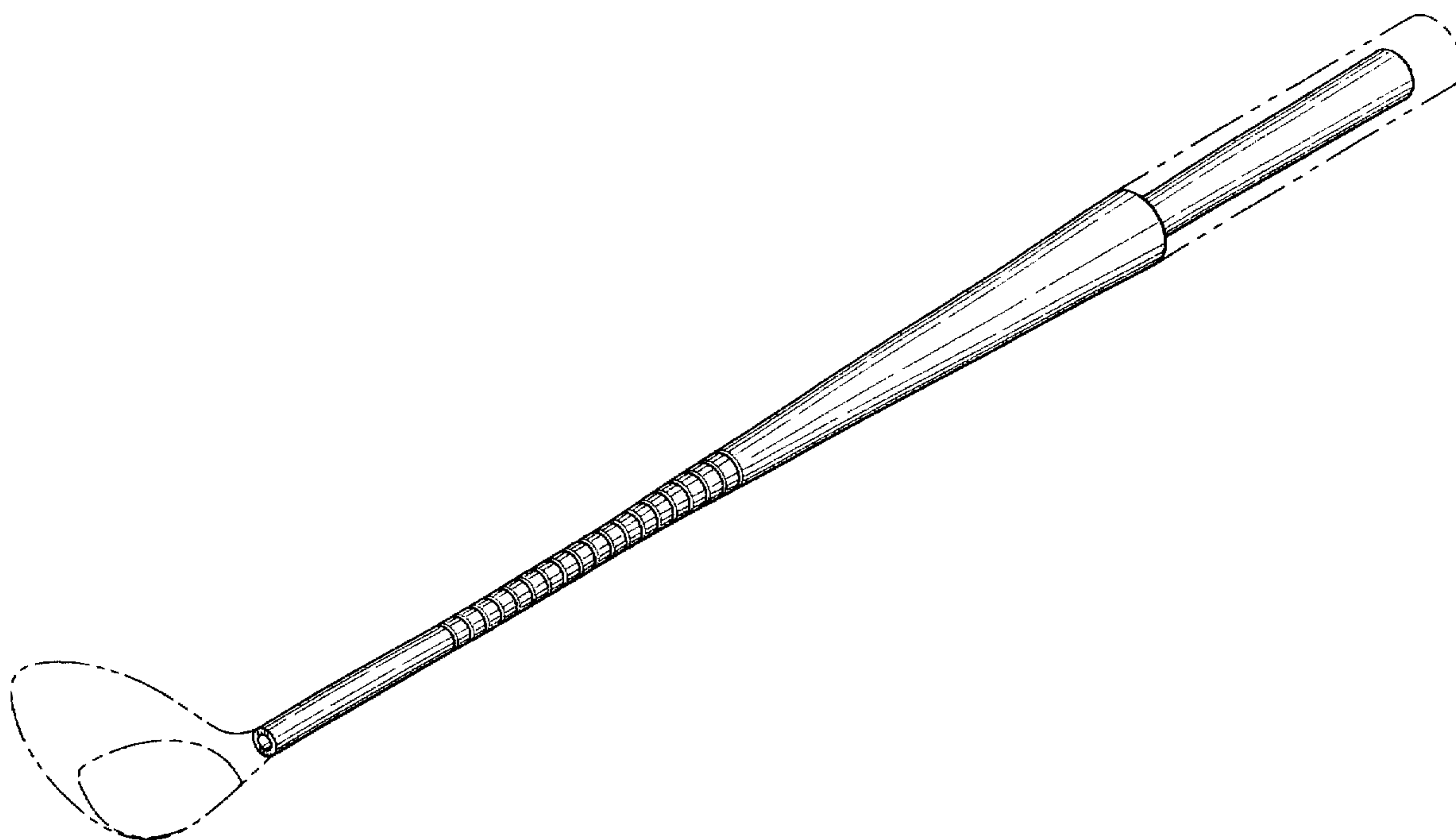
[57] CLAIM

The ornamental design for a golf club shaft, as shown and described.

DESCRIPTION

FIG. 1 is a perspective view of the golf club shaft;
FIG. 2 is a right side view thereof;
FIG. 3 is a front elevation view thereof; and,
FIG. 4 is a rear elevation view thereof.
The broken line showing of a golf club head and handle on FIG. 1 is for illustrative purposes only and forms no part of the claimed design.

1 Claim, 2 Drawing Sheets



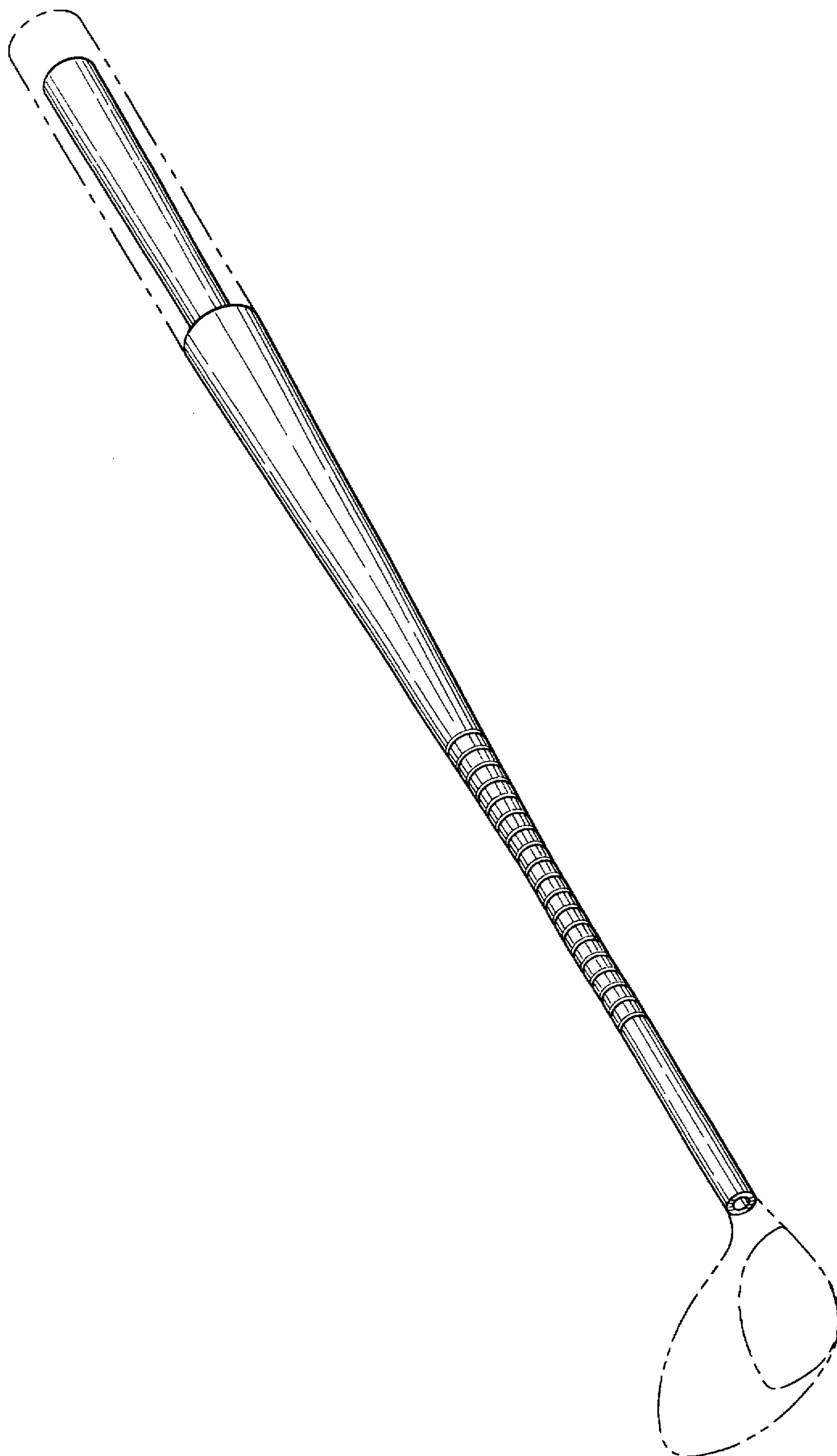


FIG. 1




FIG. 2

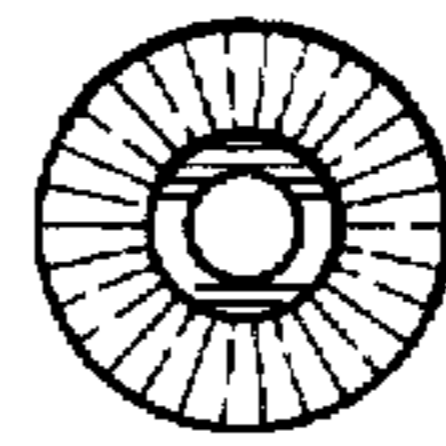


FIG. 3

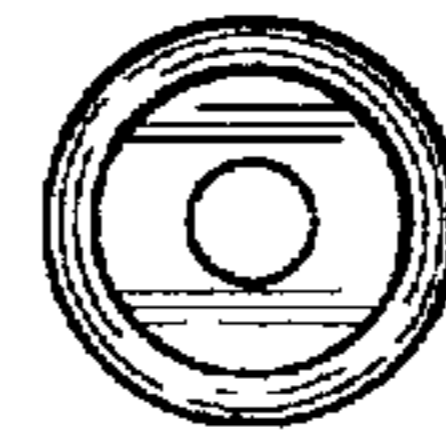


FIG. 4