



US00D385918S

# United States Patent [19]

**Katami**

[11] **Patent Number: Des. 385,918**

[45] **Date of Patent: \*\*Nov. 4, 1997**

[54] **PEN CAP**

[75] **Inventor: Kazunori Katami, Tsurugashima, Japan**

[73] **Assignee: Tombow Pencil Co. Ltd., Tokyo, Japan**

[\*\*] **Term: 14 Years**

[21] **Appl. No.: 60,181**

[22] **Filed: Sep. 24, 1996**

[51] **LOC (6) Cl. .... 19-06**

[52] **U.S. Cl. .... D19/57; D19/51; D19/56**

[58] **Field of Search .... D19/35, 36, 41-51, D19/53-58, 65, 81-85; 401/202, 213, 243, 244, 245, 246, 247**

[56] **References Cited**

**U.S. PATENT DOCUMENTS**

- D. 310,684 9/1990 Itoh ..... D19/57
- D. 317,625 6/1991 Itoh ..... D19/57
- D. 318,294 7/1991 Cho-Kai ..... D19/48

- D. 325,931 5/1992 Sekiguchi ..... D19/43
- D. 331,070 11/1992 Huang ..... D19/51 X
- D. 340,947 11/1993 Tu ..... D19/48 X
- D. 355,442 2/1995 Chuang ..... D19/65 X

*Primary Examiner*—Martie Thompson  
*Attorney, Agent, or Firm*—Townsend and Townsend and Crew

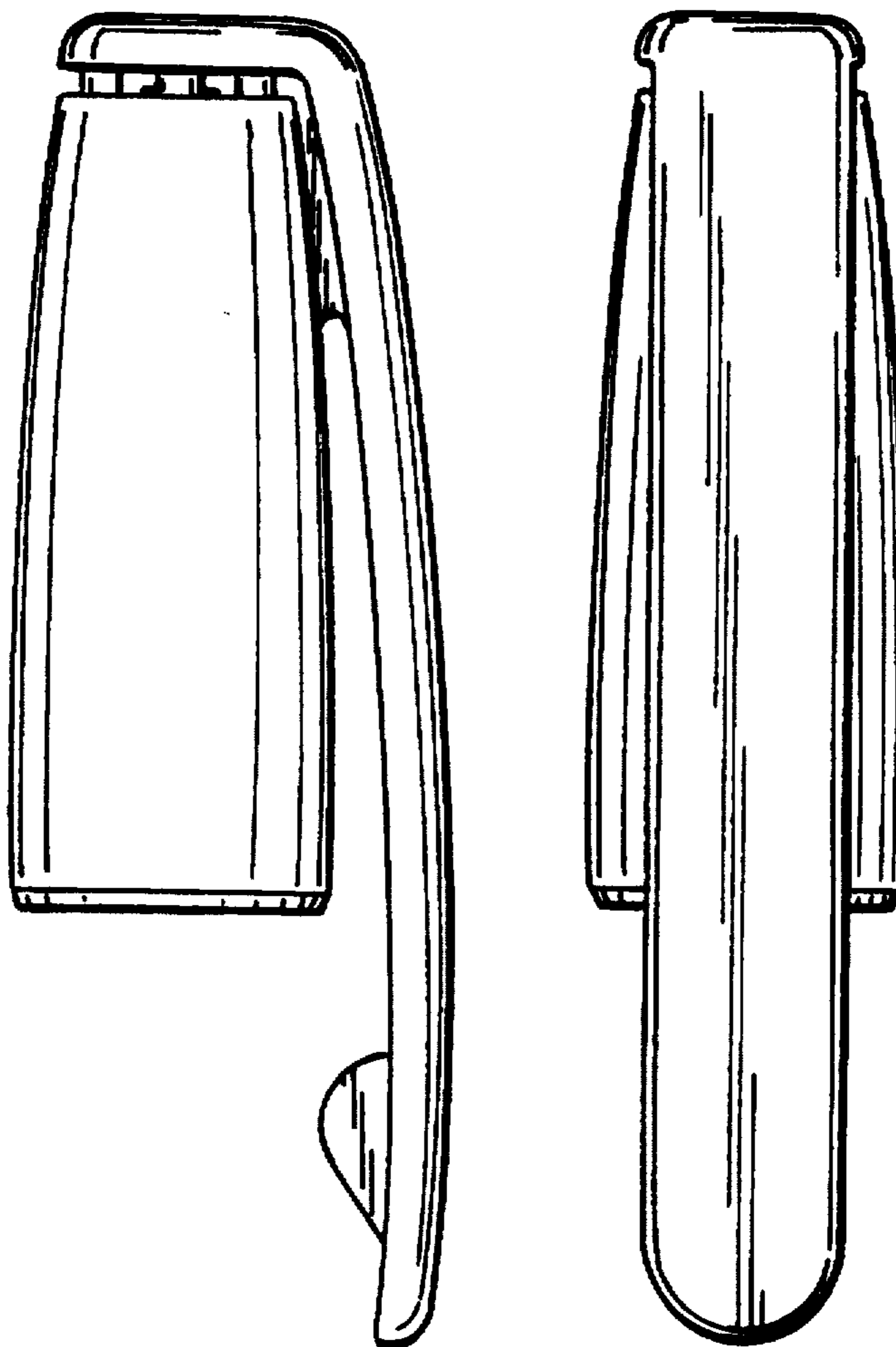
[57] **CLAIM**


The ornamental design for a pen cap, as shown and described.

**DESCRIPTION**


FIG. 1 is a top plan view of the pen cap showing my new design;  
FIG. 2 is the bottom plan view of the pen cap;  
FIG. 3 is the rear elevational plan view of the pen cap;  
FIG. 4 is the left elevational view of the pen cap; the right side being a mirror image thereof; and,  
FIG. 5 is the front elevational view of the pen cap.

**1 Claim, 1 Drawing Sheet**







*FIG. 2.*



*FIG. 1.*



*FIG. 3.*



*FIG. 4.*



*FIG. 5.*