

US00D385917S

**United States Patent** [19]  
**Katami**

[11] **Patent Number:** **Des. 385,917**  
[45] **Date of Patent:** **\*\*Nov. 4, 1997**

[54] **PEN CAP**  
[75] **Inventor:** **Kazunori Katami, Tsurugashima, Japan**  
[73] **Assignee:** **Tombow Pencil Co., Ltd., Tokyo, Japan**  
[\*\*] **Term:** **14 Years**  
[21] **Appl. No.:** **60,210**  
[22] **Filed:** **Sep. 24, 1996**  
[51] **LOC (6) Cl.** ..... **19-06**  
[52] **U.S. Cl.** ..... **D19/57; D19/51; D19/56**  
[58] **Field of Search** ..... **D19/35, 36, 41-51, D19/53-58, 81-85; 401/202, 243, 244, 245, 246, 247, 213**

D. 305,552 1/1990 Itoh ..... D19/57  
D. 342,091 12/1993 Chen ..... D19/51 X  
D. 362,269 9/1995 Hollington ..... D19/50 X  
5,061,105 10/1991 Isoda ..... 401/202

*Primary Examiner*—Martie Thompson  
*Attorney, Agent, or Firm*—Townsend and Townsend and Crew

[57] **CLAIM**


The ornamental design for a pen cap, as shown and described.


**DESCRIPTION**

FIG. 1 is a top plan view of the pen cap showing my new design;  
FIG. 2 is the bottom plan view of the pen cap;  
FIG. 3 is the rear elevational view of the pen cap;  
FIG. 4 is the left elevational view of the pen cap; the right side being a mirror image thereof; and,  
FIG. 5 is the front elevational view of the pen cap.

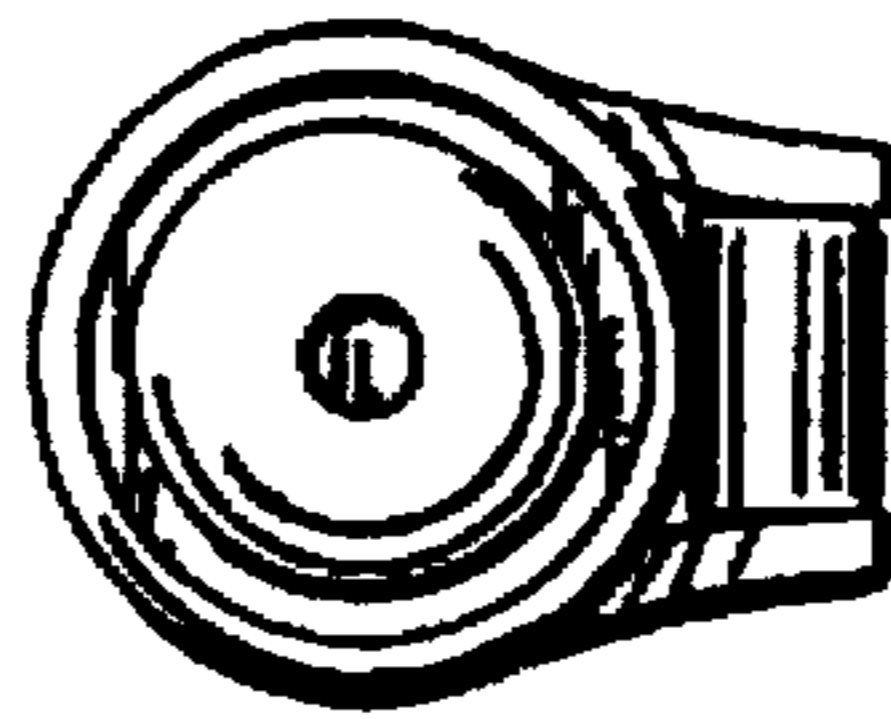
[56] **References Cited**  
**U.S. PATENT DOCUMENTS**  
D. 227,611 7/1973 Carre ..... D19/48  
D. 305,551 1/1990 Oka ..... D19/57

**1 Claim, 1 Drawing Sheet**







*FIG. 2.*



*FIG. 1.*



*FIG. 3.*



*FIG. 4.*



*FIG. 5.*