

US00D385916S

United States Patent [19]
Katami

[11] **Patent Number:** **Des. 385,916**
[45] **Date of Patent:** ****Nov. 4, 1997**

[54] **PEN**
[75] **Inventor:** **Kazunori Katami, Tsurugashima, Japan**
[73] **Assignee:** **Tombow Pencil Co., Ltd., Tokyo, Japan**
[**] **Term:** **14 Years**

[21] **Appl. No.:** **60,212**
[22] **Filed:** **Sep. 24, 1996**

[51] **LOC (6) Cl.** **19-06**
[52] **U.S. Cl.** **D19/48; D19/43; D19/49; D19/57**
[58] **Field of Search** **D19/35, 36, 41-51, D19/53-58, 81-85; 401/99, 100, 209, 243, 244, 245, 246, 247, 202**

[56] **References Cited**
U.S. PATENT DOCUMENTS
D. 175,864 10/1955 Steinberg et al. D19/48
D. 221,033 6/1971 Waki D19/57 X

D. 318,294 7/1991 Cho-Kai D19/48
D. 339,607 9/1993 White et al. D19/48
D. 358,167 5/1995 Herbst et al. D19/49 X
D. 363,308 10/1995 Sekine D19/51 X
D. 374,460 10/1996 Young D19/48

Primary Examiner—Martie Thompson
Attorney, Agent, or Firm—Townsend and Townsend and Crew


[57] **CLAIM**

The ornamental design for a pen, as shown and described.

DESCRIPTION

FIG. 1 is a top plan view of the entire pen showing my new design;
FIG. 2 is the bottom plan view of the entire pen;
FIG. 3 is the bottom plan view of the cap;
FIG. 4 is the front elevational view of the pen only;
FIG. 5 is the rear elevational view of the entire pen;
FIG. 6 is the left elevational view of the entire pen; the right side being a mirror image thereof; and,
FIG. 7 is the front elevational view of the entire pen.

1 Claim, 1 Drawing Sheet






FIG. 1.

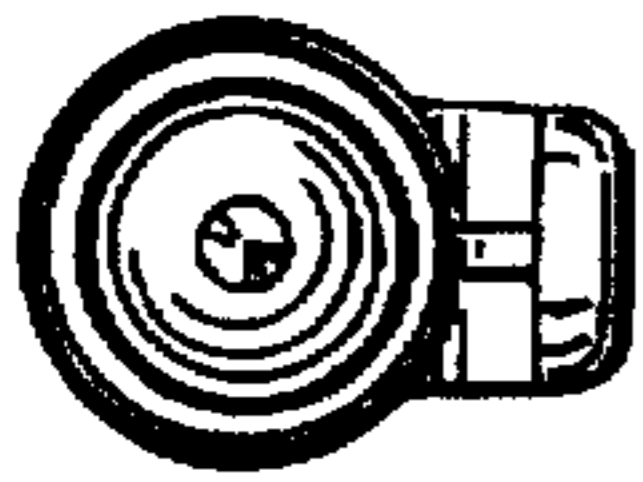


FIG. 2.



FIG. 3.




FIG. 4.




FIG. 5.




FIG. 6.



FIG. 7.