

US00D385913S

United States Patent [19]
Martin

[11] **Patent Number:** **Des. 385,913**
[45] **Date of Patent:** ****Nov. 4, 1997**

[54] **WRITING UTENSIL**

[75] **Inventor:** **Steven Martin, Hendersonville, Tenn.**

[73] **Assignee:** **Venue Vision, Inc., Nashville, Tenn.**

[**] **Term:** **14 Years**

[21] **Appl. No.:** **64,191**

[22] **Filed:** **Nov. 12, 1996**

[51] **LOC (6) Cl.** **19-06**

[52] **U.S. Cl.** **D19/46; D19/43; D19/57**

[58] **Field of Search** **D19/35, 36, 41-51,**
D19/53-58, 81-85; 401/209, 88, 196, 202,
243, 244, 245, 246, 247, 6

[56] **References Cited**

U.S. PATENT DOCUMENTS

- D. 81,435 6/1930 Coby D19/46
- D. 193,918 10/1962 Ayres, Jr. D19/57 X

- D. 267,654 1/1983 Nadel D19/43
- D. 318,293 7/1991 Flowers D19/42
- D. 372,736 8/1996 Stabler D19/57
- 5,468,083 11/1995 Chesas 401/6

Primary Examiner—Martie Thompson
Attorney, Agent, or Firm—Niro, Scavone, Haller & Niro

[57] **CLAIM**

The ornamental design of a writing utensil, as shown and described.

DESCRIPTION

FIG. 1 is a perspective view taken from the left side of a writing utensil showing my new design; FIG. 2 is a front elevational view thereof; FIG. 3 is a right side elevational view thereof; FIG. 4 is a rear elevational view thereof; FIG. 5 is a top plan view thereof; and, FIG. 6 is a bottom plan view thereof.

1 Claim, 1 Drawing Sheet

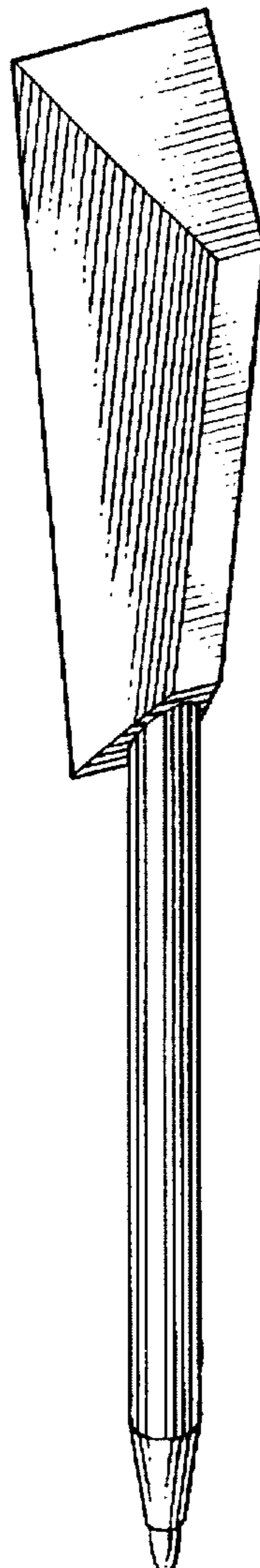


FIG. 1

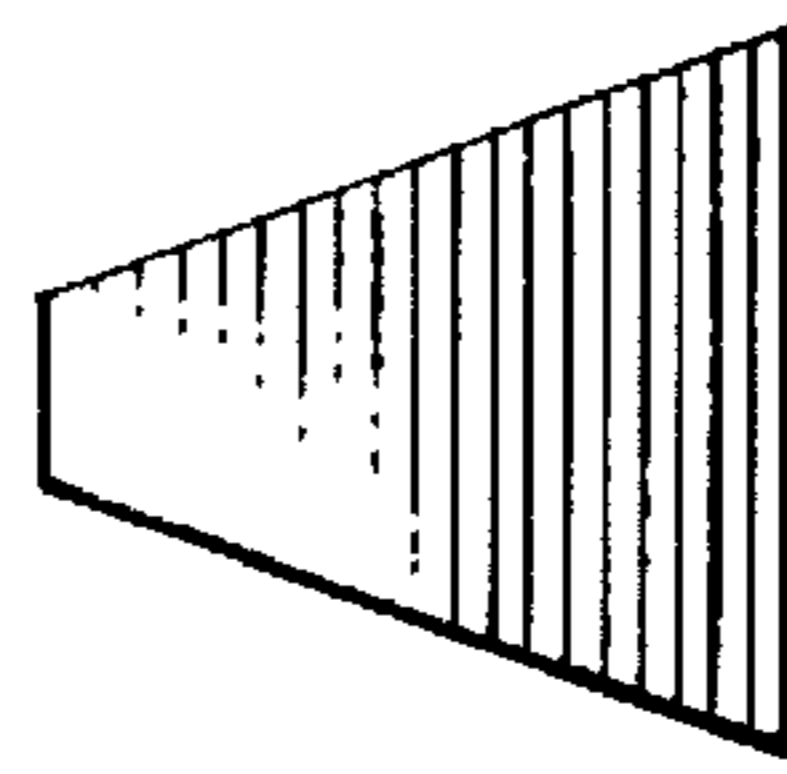
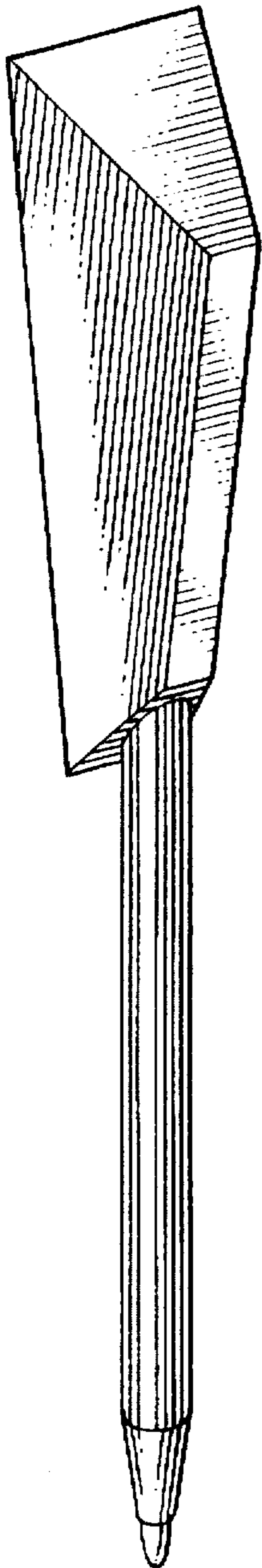


FIG. 5

FIG. 2

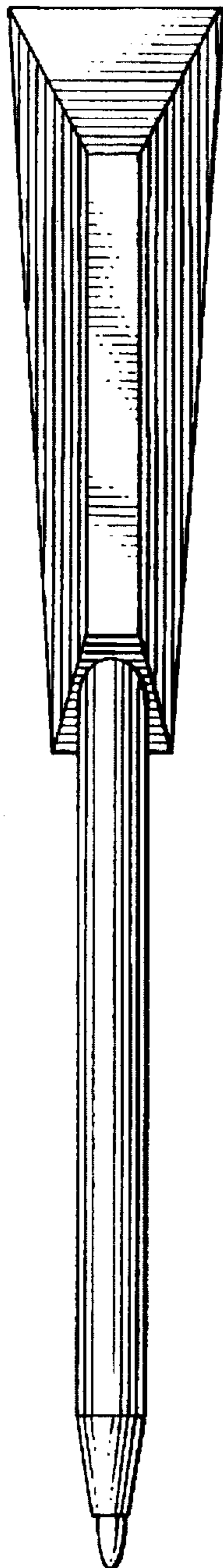


FIG. 3

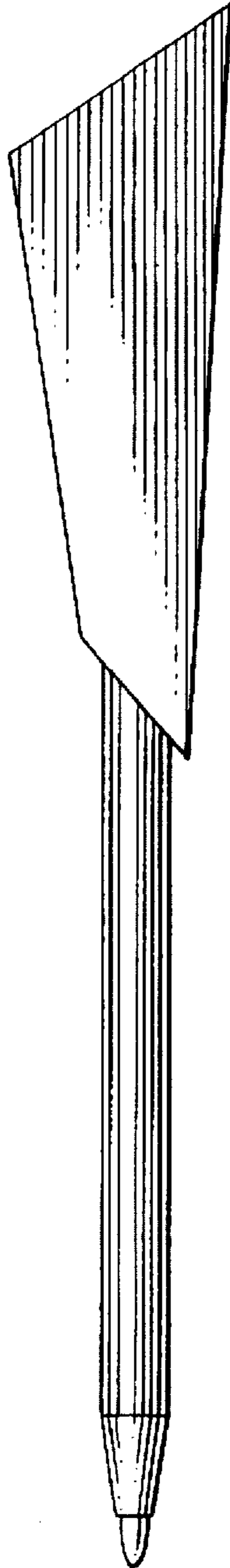


FIG. 4

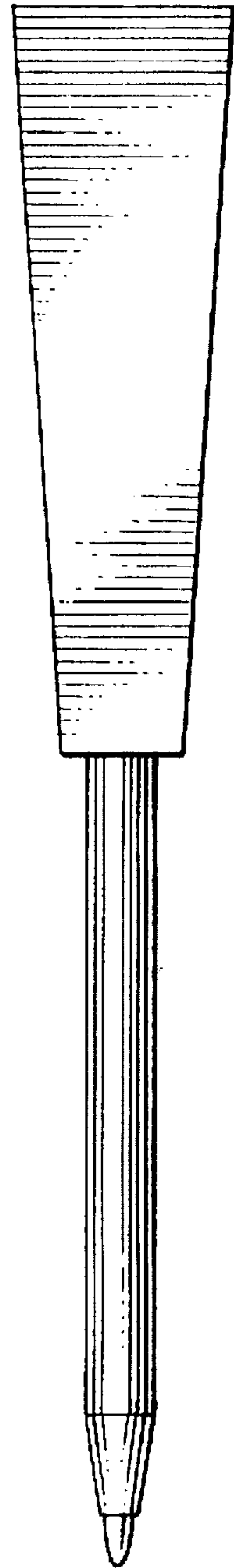


FIG. 6

