

US00D385897S

# United States Patent [19]

[11] Patent Number: **Des. 385,897**

Lin

[45] Date of Patent: **\*\*Nov. 4, 1997**

[54] **EYEGASSES**

[75] Inventor: **Jey-Ching Lin**, Taipei, Taiwan

[73] Assignee: **Mao Lin Enterprise Co. Ltd.**, Taipei, Taiwan

[\*\*] Term: **14 Years**

[21] Appl. No.: **60,779**

[22] Filed: **Oct. 7, 1996**

[51] LOC (6) Cl. .... **16-06**

[52] U.S. Cl. .... **D16/314**

[58] Field of Search ..... D16/300, 306, D16/307, 309, 313-316, 319-330, 333; 351/41, 44, 103, 110, 51, 52, 118, 136, 138, 159; 2/432, 437, 433, 439, 447, 448

[56] **References Cited**

**U.S. PATENT DOCUMENTS**

D. 195,311	5/1963	McNeill	.....	D16/315
D. 321,703	11/1991	Grau	.....	D16/313
D. 322,975	1/1992	Bolle	.....	D16/314
D. 323,333	1/1992	Jannard et al.	.....	D16/314

D. 325,040	3/1992	Jannard	.....	D16/314
D. 347,016	5/1994	Bolle	.....	D16/314
D. 362,011	9/1995	Kolentsi	.....	D16/315
D. 362,260	9/1995	Lin	.....	D16/329
5,379,463	1/1995	Schleger et al.	.....	351/44
5,428,410	6/1995	Lei	.....	351/138
5,576,775	11/1996	Bolle	.....	2/436

*Primary Examiner*—Raphael Barkai  
*Attorney, Agent, or Firm*—Charles E. Wands

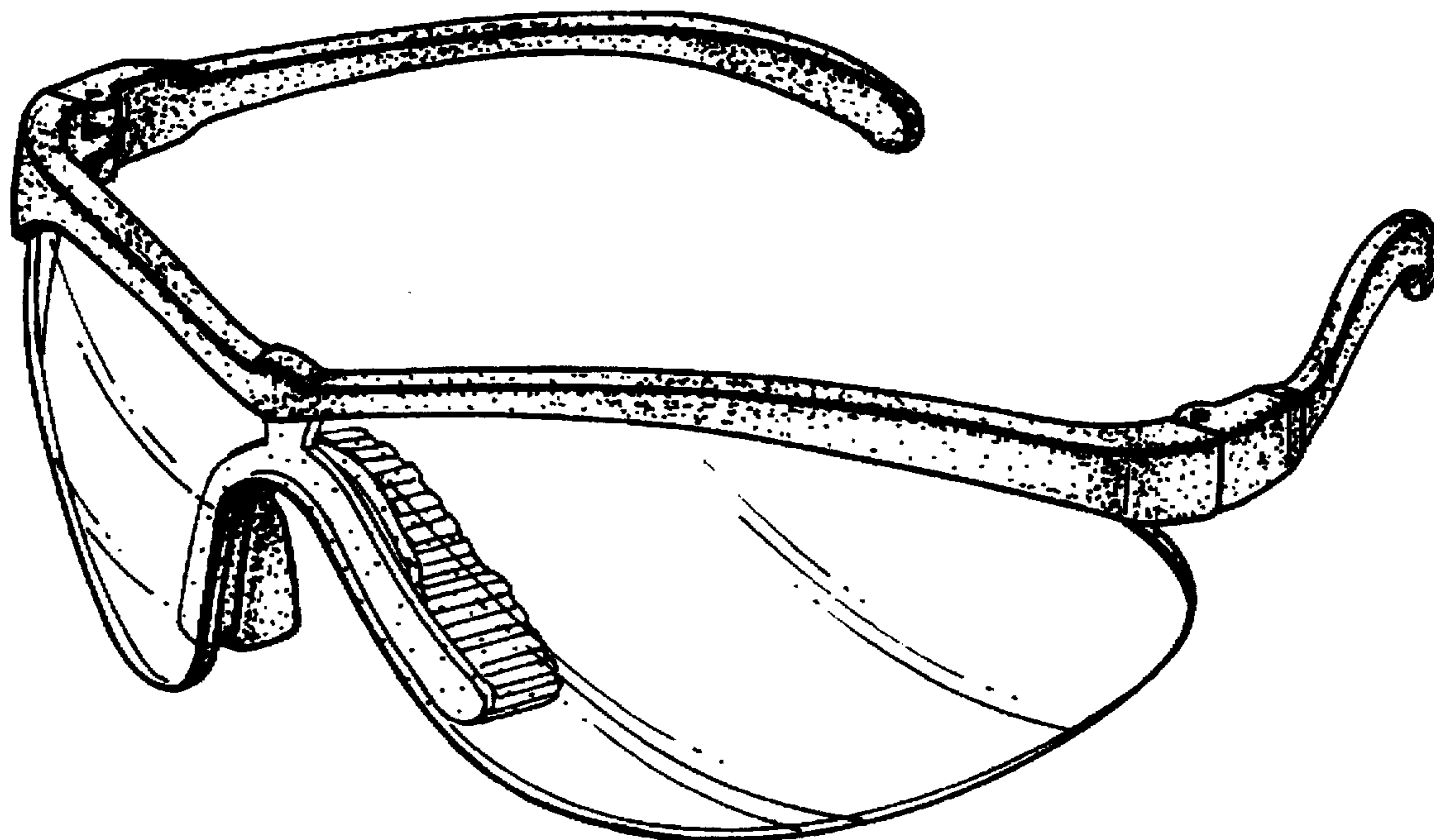
[57] **CLAIM**

The ornamental design for eyeglasses, as shown and described.

**DESCRIPTION**

FIG. 1 is a perspective view of eyeglasses showing my new design;  
FIG. 2 is a front elevational view thereof;  
FIG. 3 is a rear elevational view thereof;  
FIG. 4 is a left side elevational view thereof;  
FIG. 5 is a right side elevational view thereof;  
FIG. 6 is a top plan view thereof; and,  
FIG. 7 is a bottom plan view thereof.

**1 Claim, 4 Drawing Sheets**



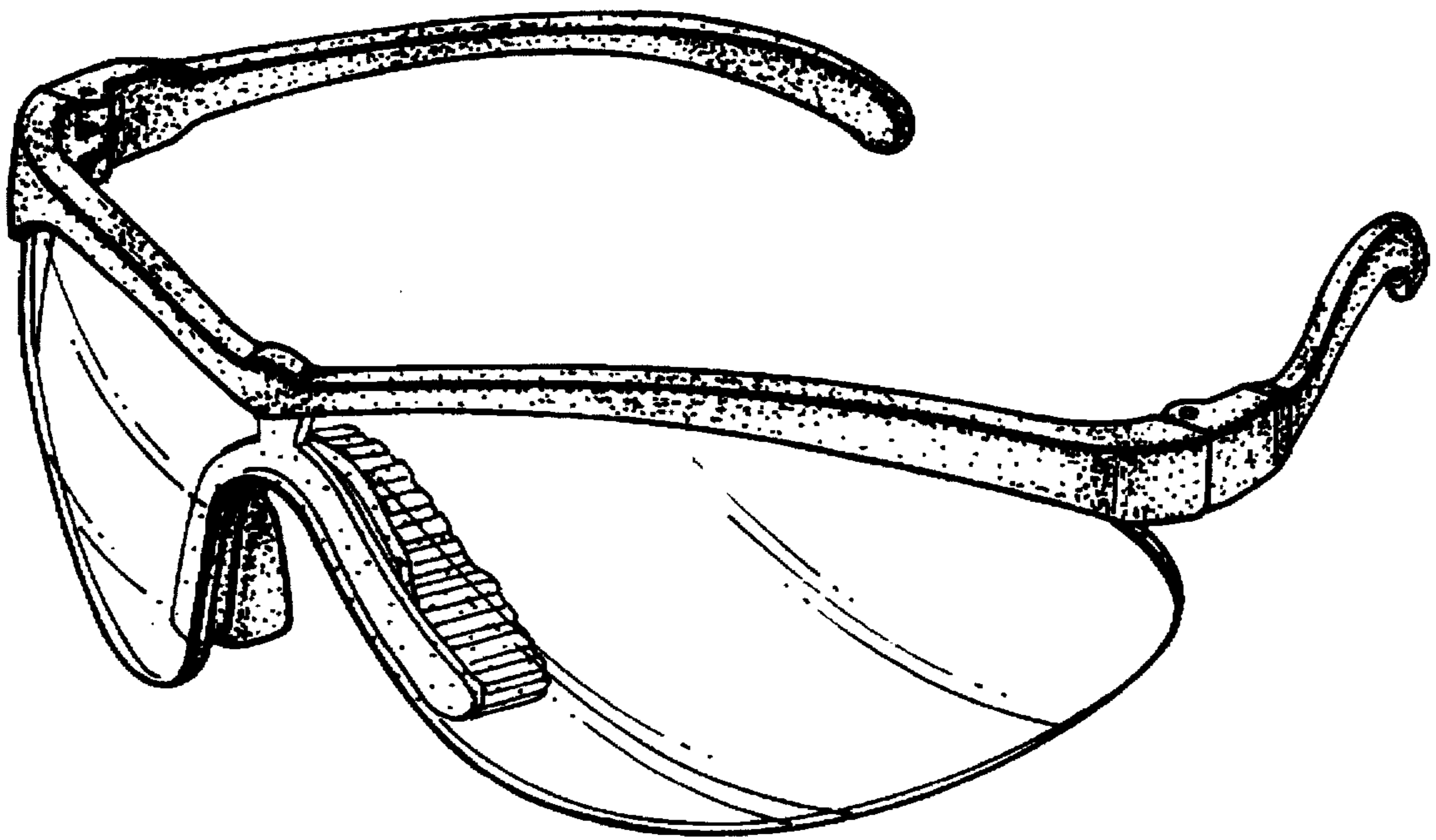


FIG. 1

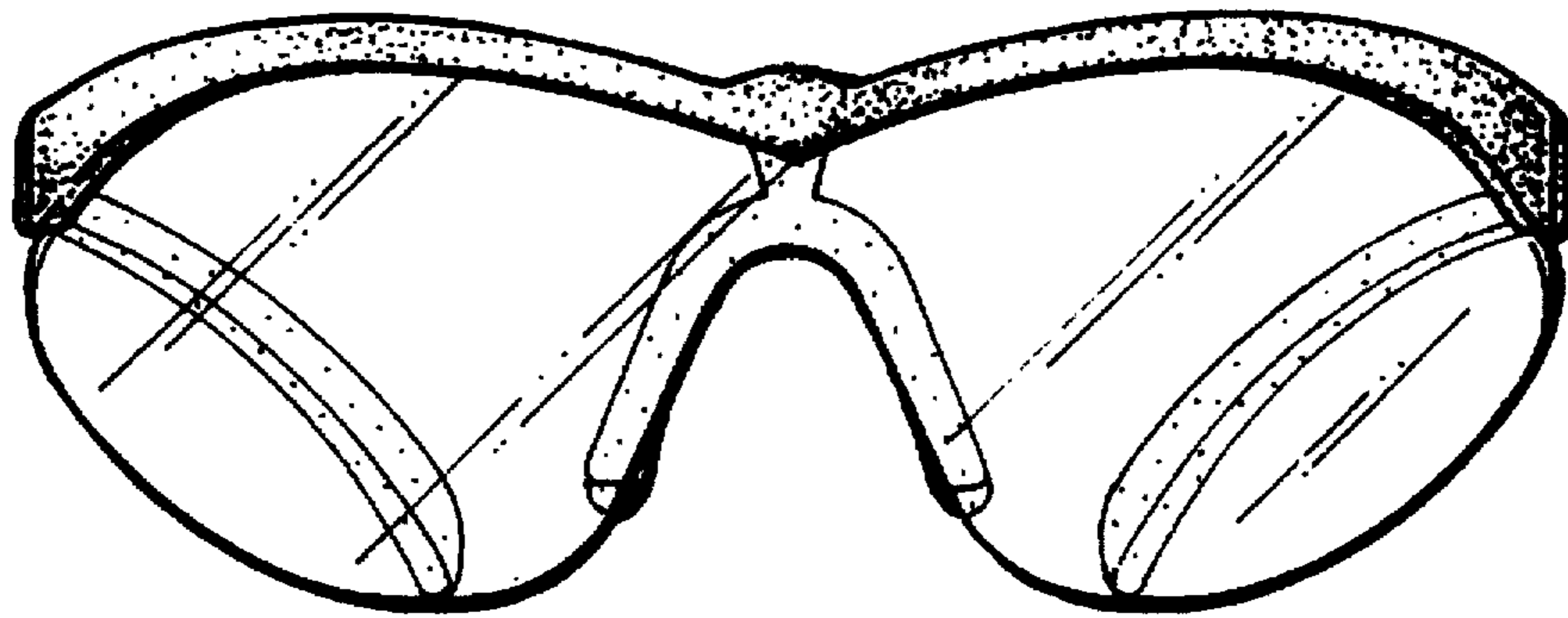


FIG. 2

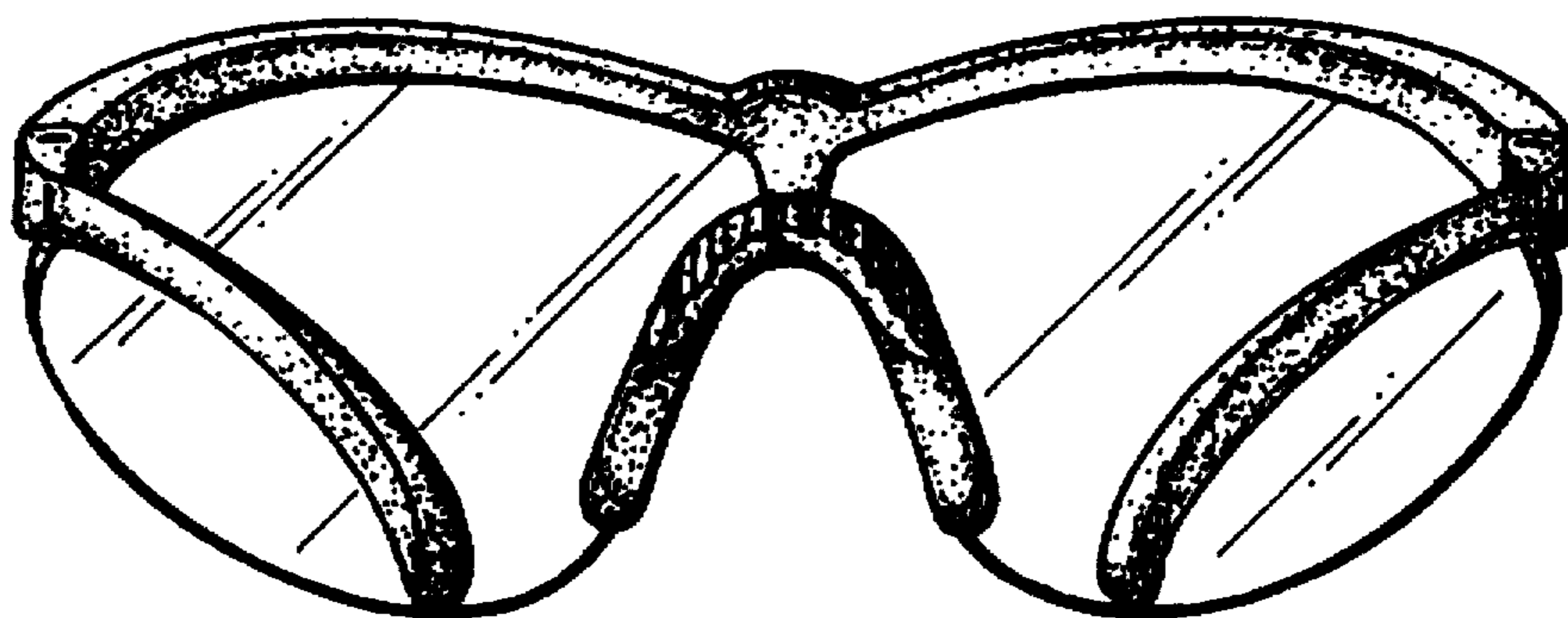


FIG. 3




FIG. 4

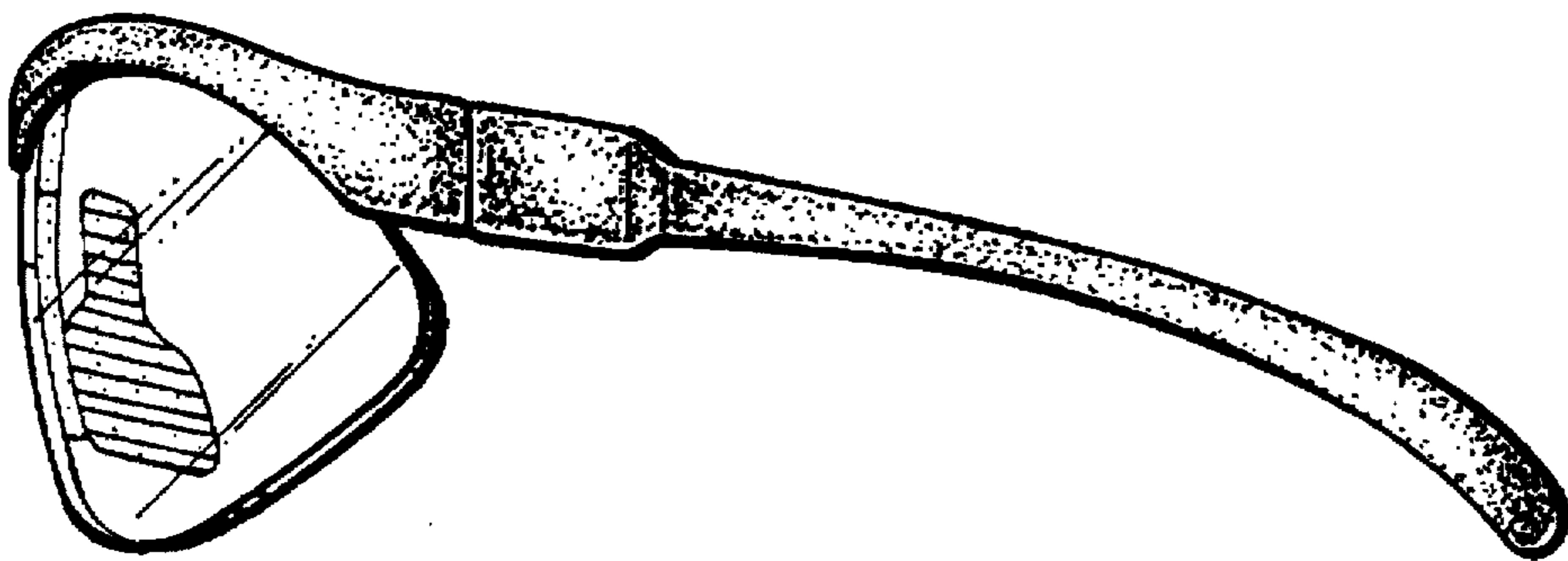


FIG. 5



FIG. 6



FIG. 7