



US00D385885S

United States Patent [19]
Liao

[11] **Patent Number:** **Des. 385,885**
[45] **Date of Patent:** ****Nov. 4, 1997**

[54] **MULTI-MEDIA MICROPHONE**

D. 368,719 4/1996 Luther D14/228
4,361,737 11/1982 Peterson 381/168

[76] **Inventor:** **Lu-Lee Liao**, No. 22 23rd Road,
Taichung Industrial Park, Taichung,
Taiwan

Primary Examiner—Raphael Barkai
Assistant Examiner—Nanda Bondade
Attorney, Agent, or Firm—Browdy and Neimark

[**] **Term:** **14 Years**

[57] **CLAIM**

[21] **Appl. No.:** **60,322**

The ornamental design for a “multi-media microphone”, as shown and described.

[22] **Filed:** **Sep. 26, 1996**

DESCRIPTION

[51] **LOC (6) Cl.** **14-01**

[52] **U.S. Cl.** **D14/227; D14/228**

[58] **Field of Search** D14/206, 224–229,
D14/299; 181/158, 242; 379/430, 431;
381/91, 168, 169

FIG. 1 shows a perspective view of the present design;
FIG. 2 shows a front elevational view of the present design;
FIG. 3 shows a rear elevational view of the present design;
FIG. 4 shows a left elevational view of the present design;
FIG. 5 shows a right elevational view of the present design;
FIG. 6 shows a top plan view of the present design; and,
FIG. 7 shows a bottom plan view of the present design.

[56] **References Cited**

U.S. PATENT DOCUMENTS

D. 357,481 4/1995 Giuntoli et al. D14/227
D. 365,564 12/1995 Luther et al. D14/228 X

1 Claim, 2 Drawing Sheets

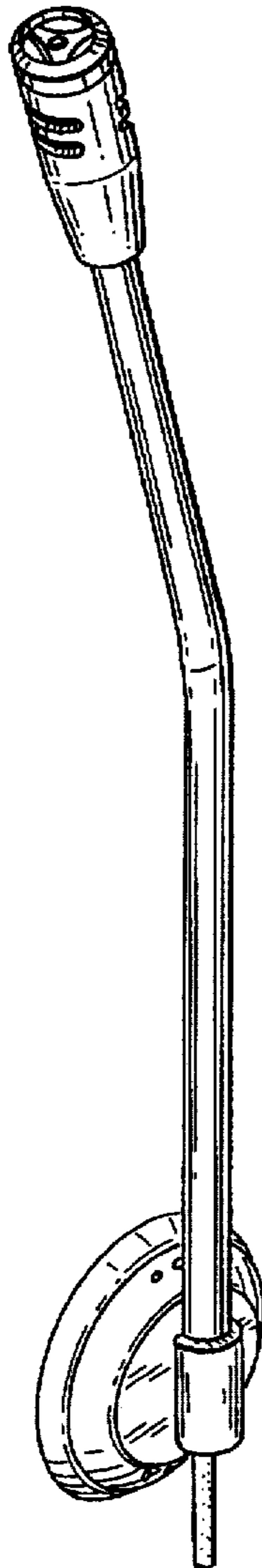


FIG. 1

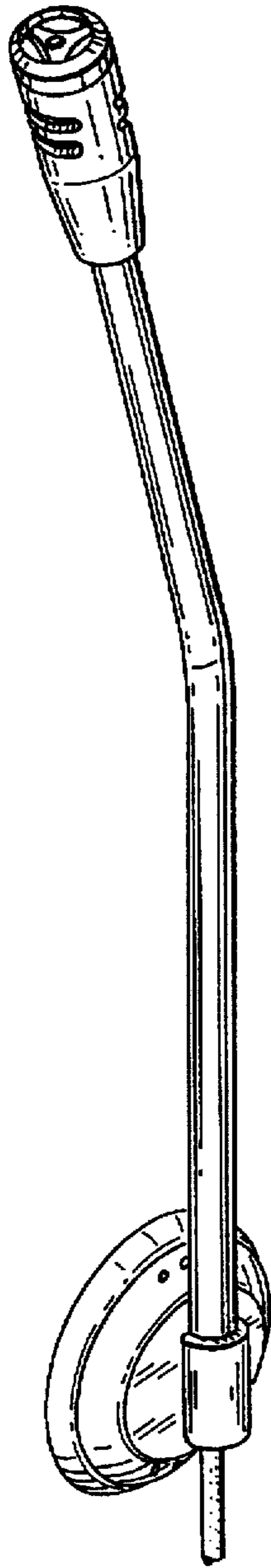


FIG. 3

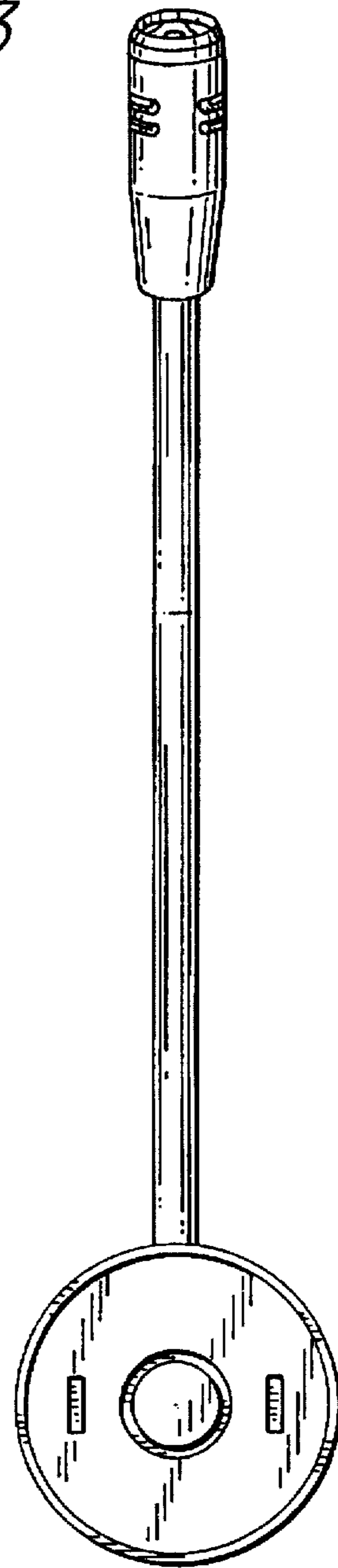


FIG. 7




FIG. 6




FIG. 4

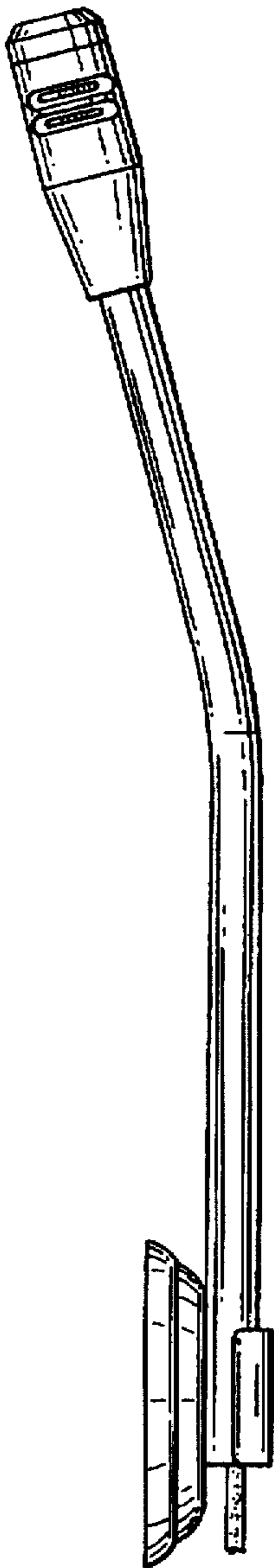


FIG. 2

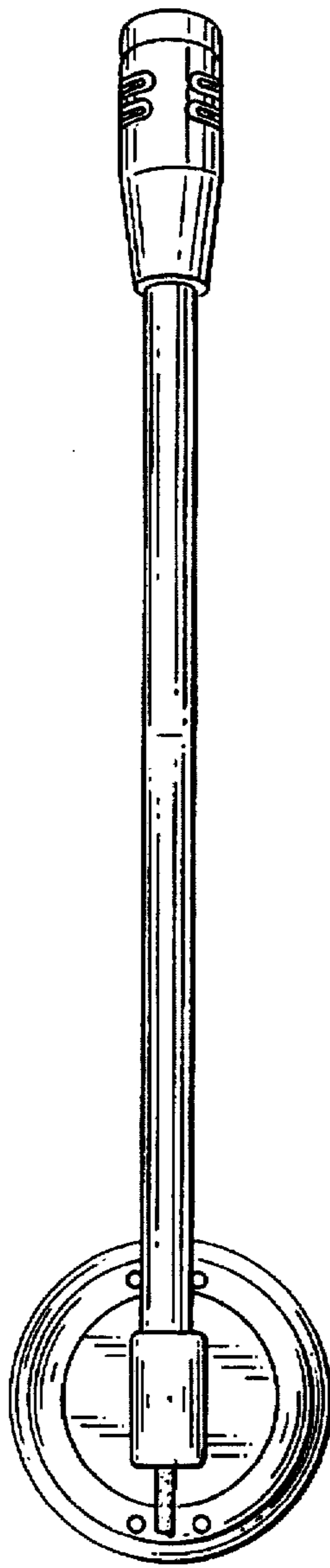


FIG. 5

