



US00D385874S

United States Patent [19]

Eckhardt et al.

[11] Patent Number: **Des. 385,874**

[45] Date of Patent: ****Nov. 4, 1997**

[54] **PORTABLE TELEPHONE**

[75] Inventors: **Claus C. Eckhardt**, Hanover, Germany; **Michael F. Spence**, Libertyville; **Daniel T. Berg**, Antioch, both of Ill.

[73] Assignee: **Motorola, Inc.**

[**] Term: **14 Years**

[21] Appl. No.: **51,566**

[22] Filed: **Mar. 13, 1996**

[51] LOC (6) Cl. **14-03**

[52] U.S. Cl. **D14/138**

[58] Field of Search D14/137, 138, D14/140, 142, 147-151, 240, 248; 379/58-61, 419, 420, 428, 440, 454, 455, 433-436; 455/89, 90

[56] **References Cited**

U.S. PATENT DOCUMENTS

- D. 321,183 10/1991 Powell et al. D14/138
- D. 345,734 4/1994 Seymour et al. D14/138
- D. 353,808 12/1994 Taniguchi et al. D14/138
- D. 356,563 3/1995 Berry D14/138
- D. 361,328 8/1995 White D14/138
- D. 369,597 5/1996 Yokouchi D14/147 X
- D. 370,673 6/1996 Happo et al. D14/138

- D. 374,006 9/1996 Tattari D14/138
- D. 376,142 12/1996 Matsumoto D14/147

FOREIGN PATENT DOCUMENTS

146331 1/1994 Rep. of Korea .

OTHER PUBLICATIONS

Mobile Office Sep. 1993, p. 106, 2 Technophones at bottom right.
Mobile Office Sep. 1993, p. 102, Novatel Avante 7000.

Primary Examiner—Jeffrey Asch
Attorney, Agent, or Firm—Randall S. Vaas

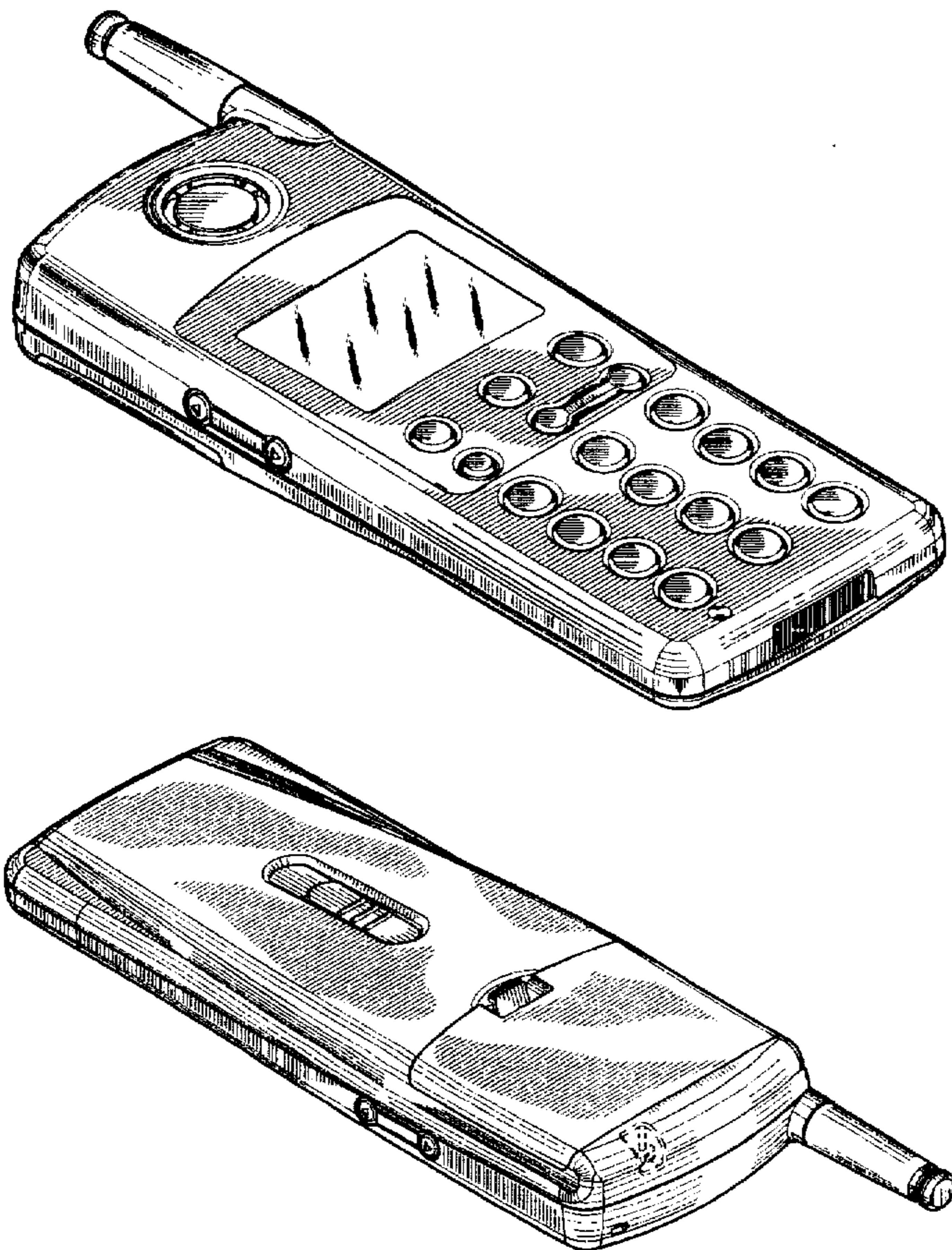
[57] **CLAIM**

The ornamental design for a portable telephone, as shown and described.

DESCRIPTION

FIG. 1 is a front, bottom, and left side perspective view showing our new design for a portable telephone.
FIG. 2 is a rear, top, and left side perspective view thereof;
FIG. 3 is a left side elevation view;
FIG. 4 is a right side elevation view;
FIG. 5 is a top plan view;
FIG. 6 is a bottom plan view; and,
FIG. 7 is a back elevation view thereof.
The broken line showings are for illustrative purposes only and form no part of the claimed design.

1 Claim, 3 Drawing Sheets



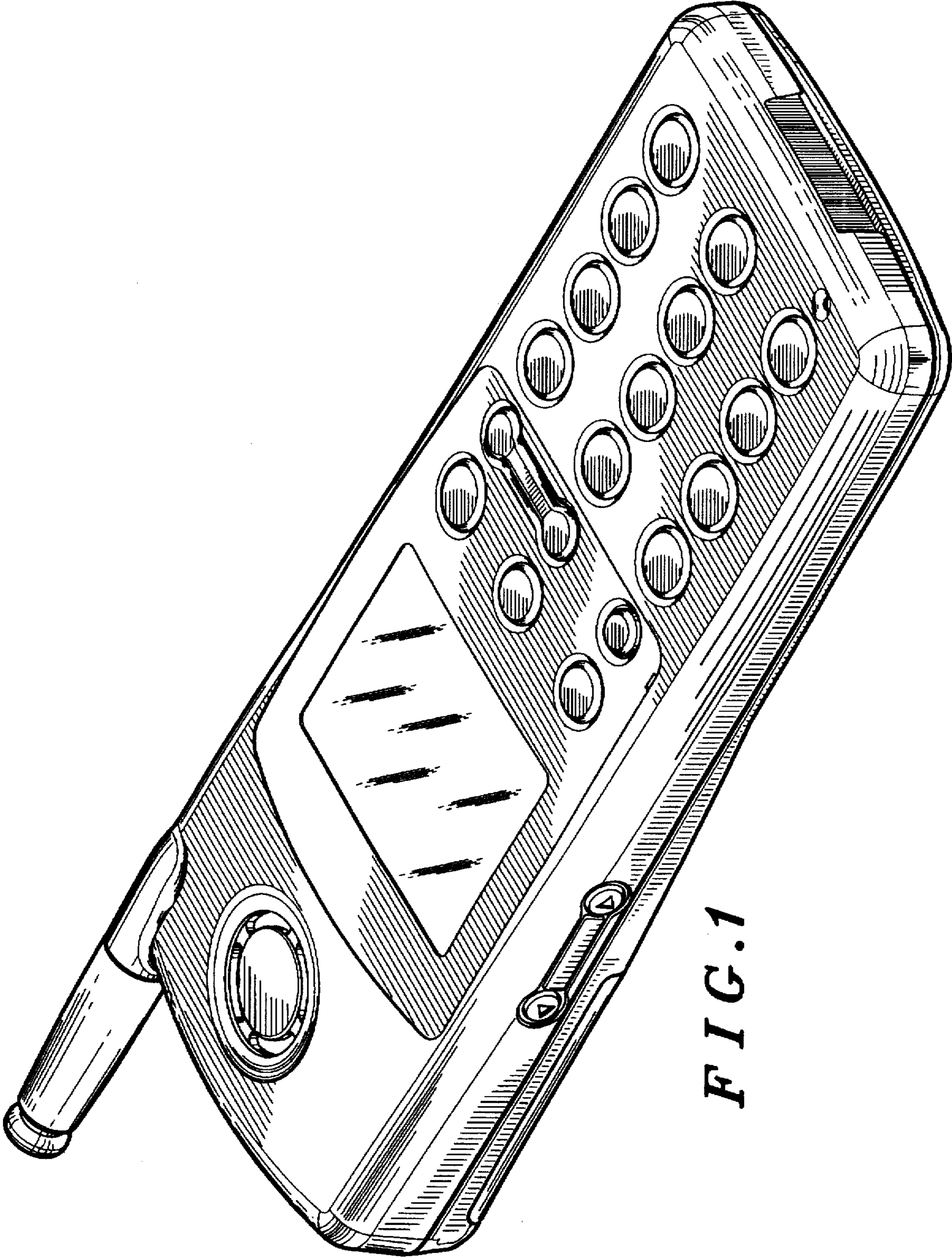


FIG. 1

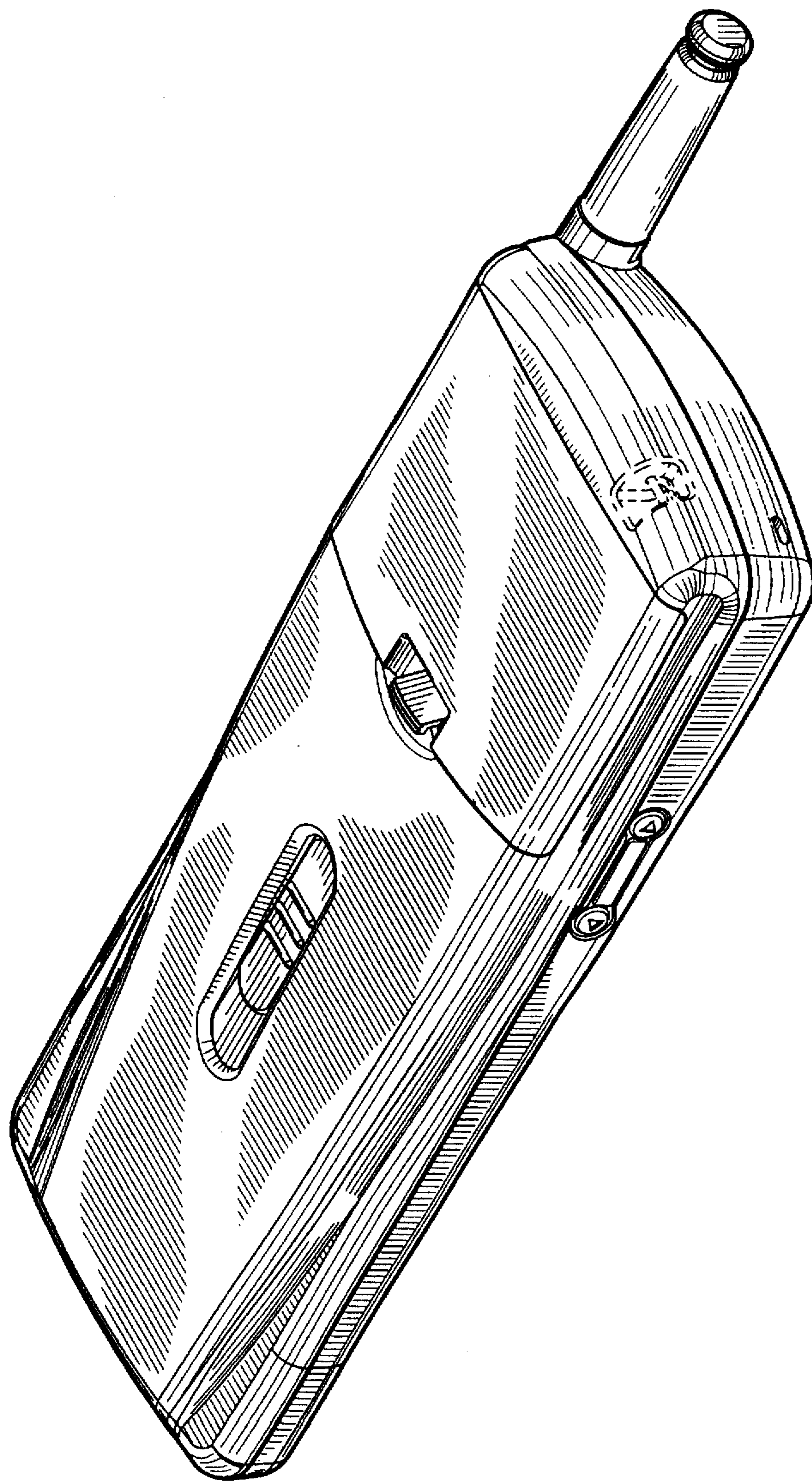


FIG. 2

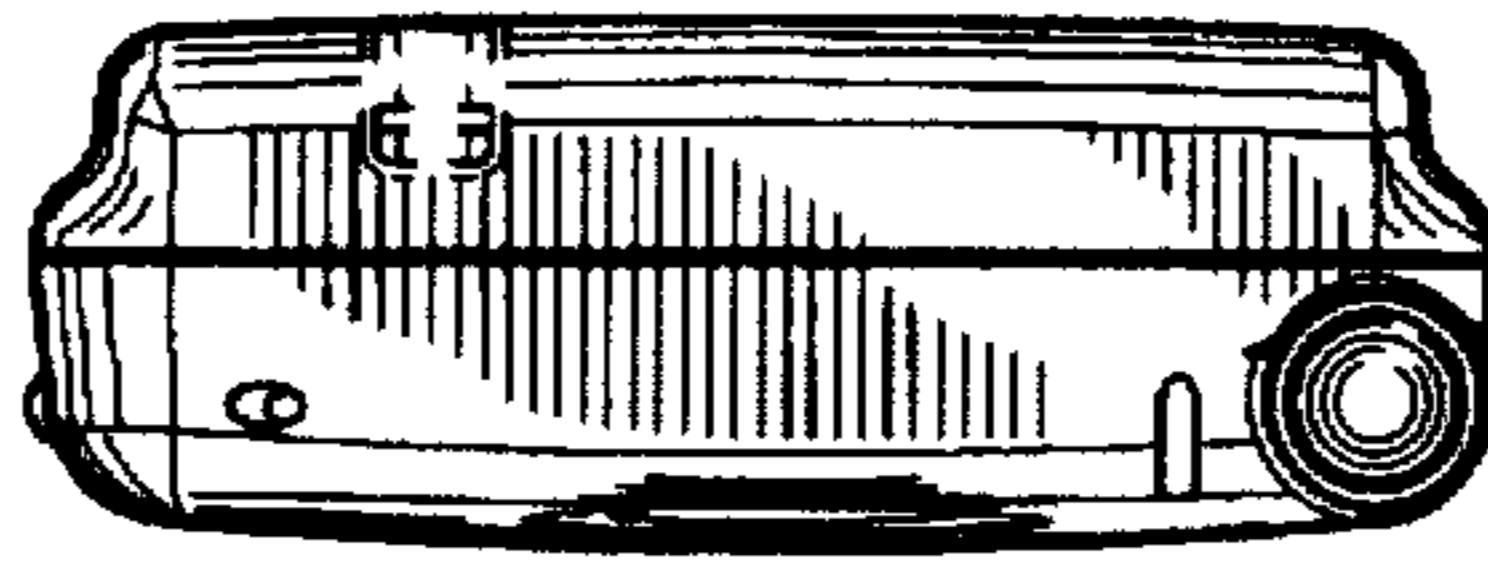


FIG. 5

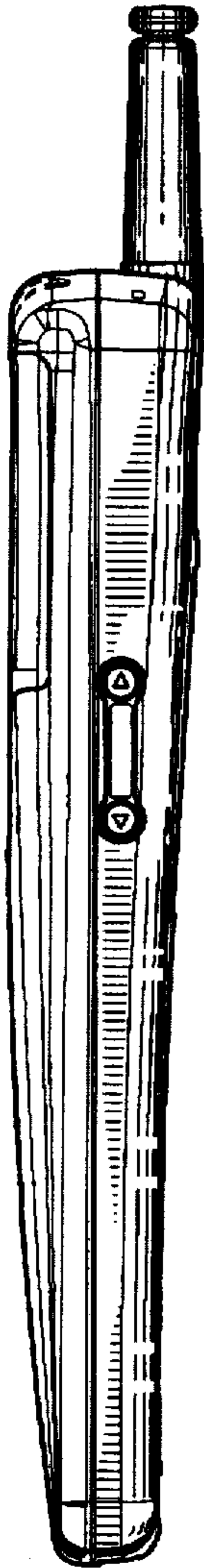


FIG. 3

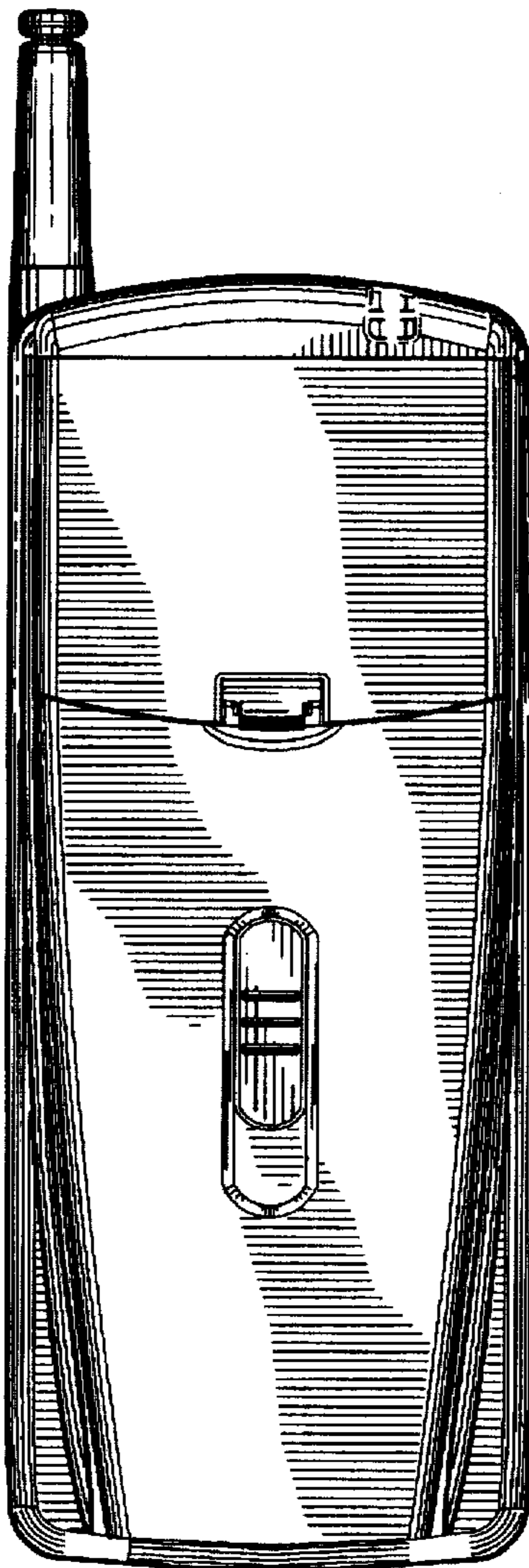


FIG. 7

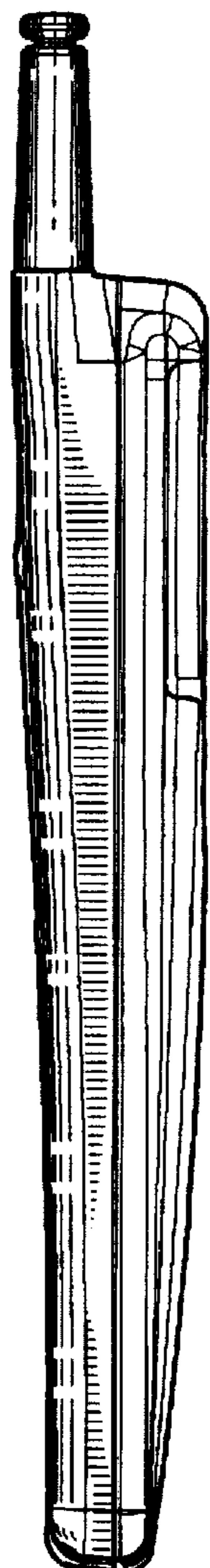


FIG. 4



FIG. 6