



US00D385857S

# United States Patent [19]

[11] Patent Number: **Des. 385,857**

Cohen et al.

[45] Date of Patent: **\*\*Nov. 4, 1997**

## [54] PORTABLE REMOTE INTERFACE DEVICE

[75] Inventors: **Gary Steven Cohen**, Lincolnshire; **S. Christopher Gladwin**, Chicago; **Peng Lim**, Buffalo Grove, all of Ill.; **Jeff Smith**, San Mateo, Calif.; **Alan Joseph Soucy**, Long Grove, Ill.; **Kyle Swen**, San Jose, Calif.; **Gil Wong**, San Francisco, Calif.; **Kenneth Wood**, Woodside, Calif.; **Guoming Wu**, Arlington Heights, Ill.

[73] Assignee: **Zenith Data Systems Corporation**, Sacramento, Calif.

[\*\*] Term: **14 Years**

[21] Appl. No.: **45,319**

[22] Filed: **Oct. 16, 1995**

### Related U.S. Application Data

[63] Continuation-in-part of Ser. No. 300,500, Sep. 2, 1994.

[51] LOC (6) Cl. .... **14-02**

[52] U.S. Cl. .... **D14/107; D14/100; D19/52; D19/35**

[58] Field of Search ..... **D14/100, 107, D14/114, 137, 140, 242, 240; D13/162, 164, 184; D19/35, 52; D21/59; 361/683-686, 724-728; 345/169; 434/81, 85, 86, 88, 90**

## [56] References Cited

### U.S. PATENT DOCUMENTS

D. 307,134	4/1990	Makidera .....	D14/100
D. 317,151	5/1991	Daly .....	D14/100
D. 359,031	6/1995	Hatano .....	D14/107 X
D. 359,984	7/1995	Mak .....	D19/52
D. 360,195	7/1995	Kimbrough et al. ....	D14/100
D. 361,552	8/1995	Iing .....	D14/100
D. 362,240	9/1995	Heidorn et al. ....	D14/114 X

*Primary Examiner*—Martie Thompson

*Attorney, Agent, or Firm*—Fitch, Even, Tabin & Flannery

## [57] CLAIM

The ornamental design for portable remote interface device, as shown and described.

## DESCRIPTION

FIG. 1 is a perspective view of a portable remote interface device embodying our design;

FIG. 2 is a front elevational view of FIG. 1;

FIG. 3 is a rear elevational view of FIG. 1;

FIG. 4 is a left-side elevational view of one side of FIG. 1;

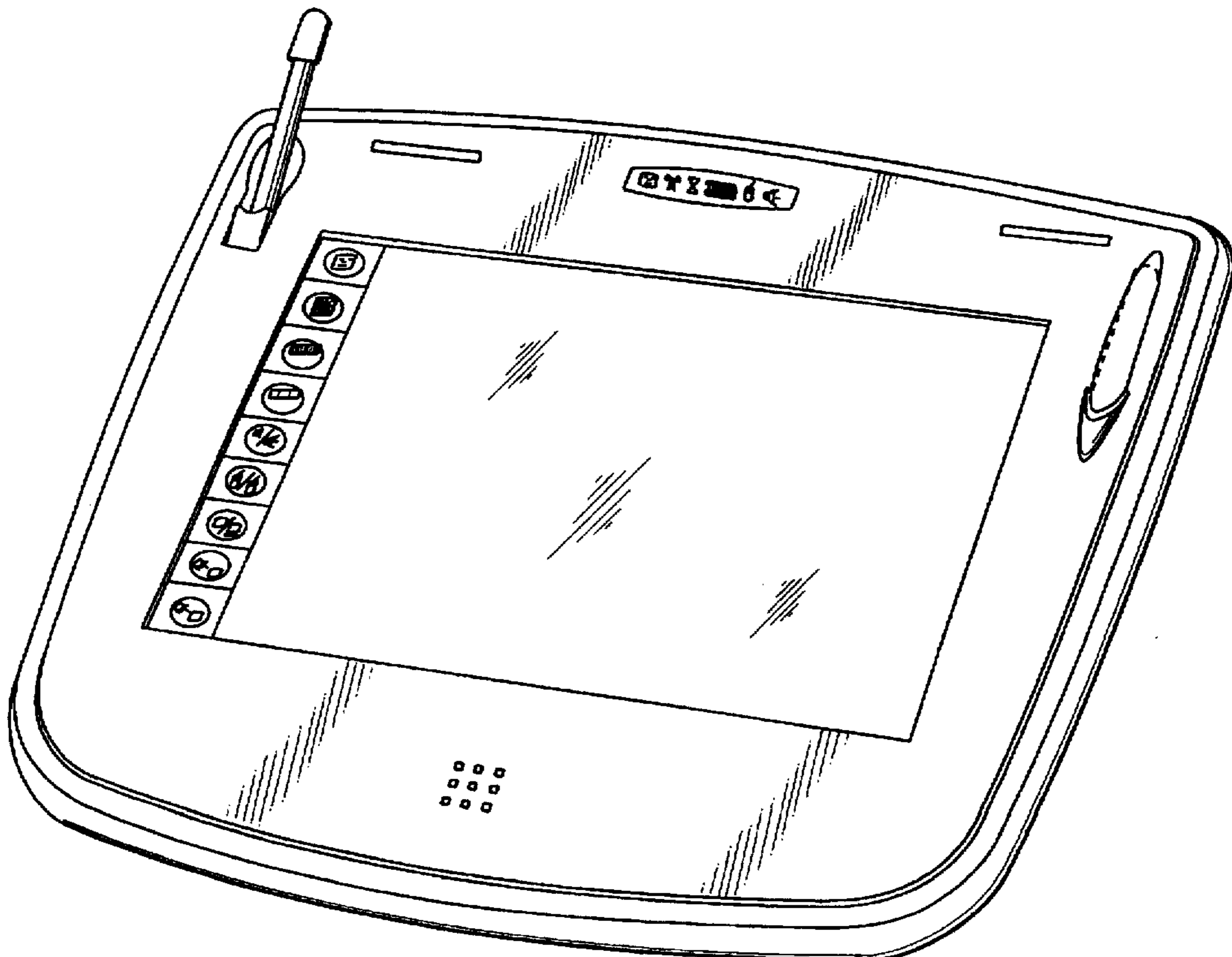
FIG. 5 is a right-side elevational view of the other side of FIG. 1;

FIG. 6 is a top plan view of FIG. 1; and,

FIG. 7 is a bottom plan view of FIG. 1.

The structure depicted by means of broken lines in FIGS. 1 through 6 has been shown for illustrative purposes only and forms no part of the claimed design.

**1 Claim, 3 Drawing Sheets**



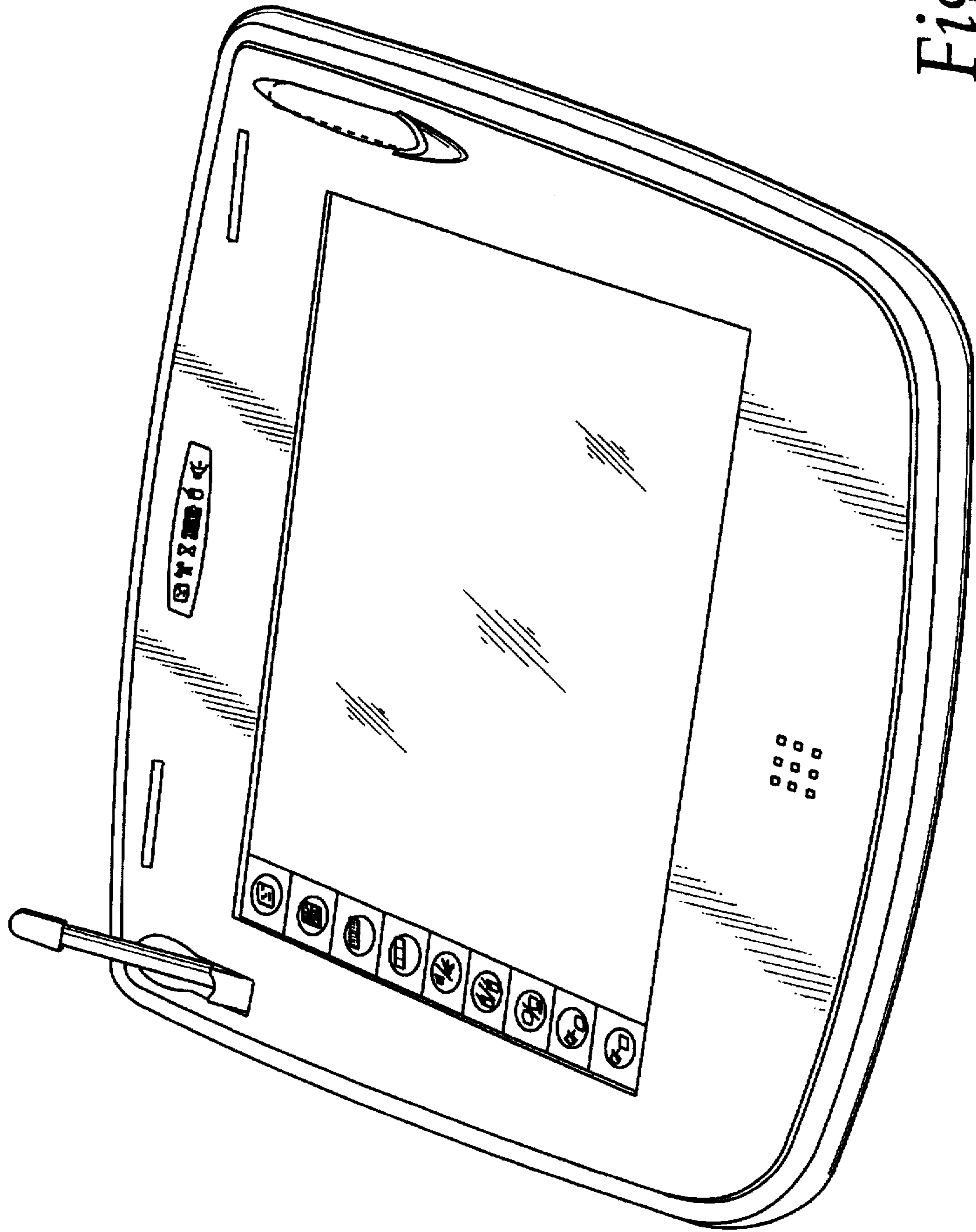
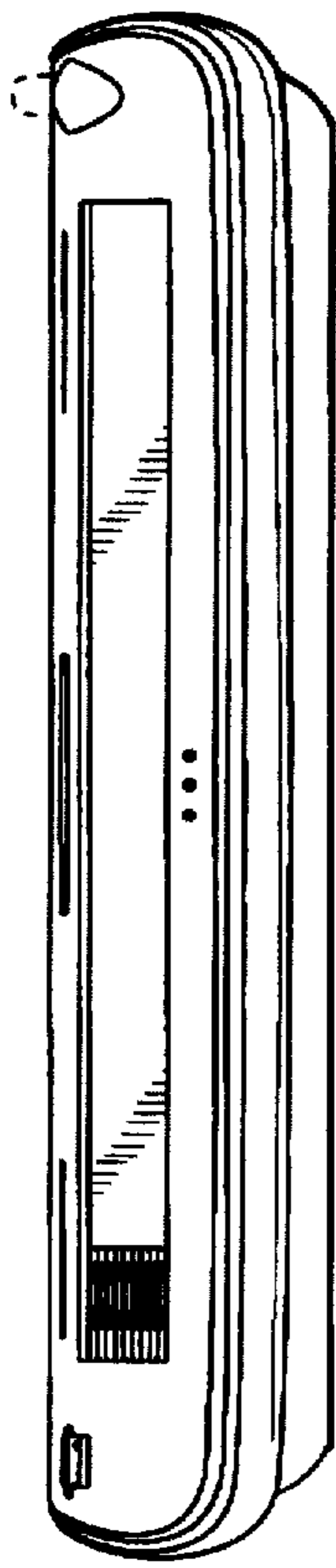
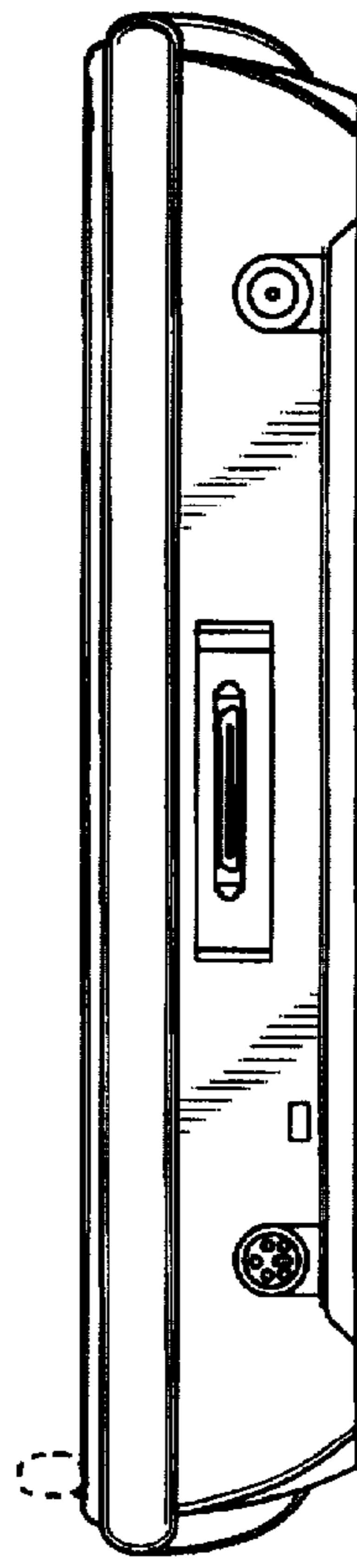


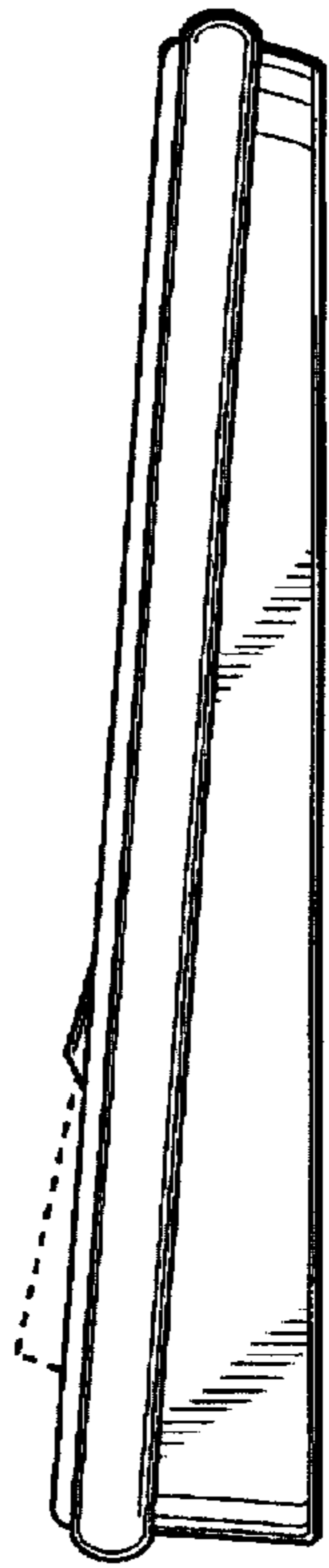
Fig. 1



*Fig. 2*



*Fig. 3*



*Fig. 4*



*Fig. 5*

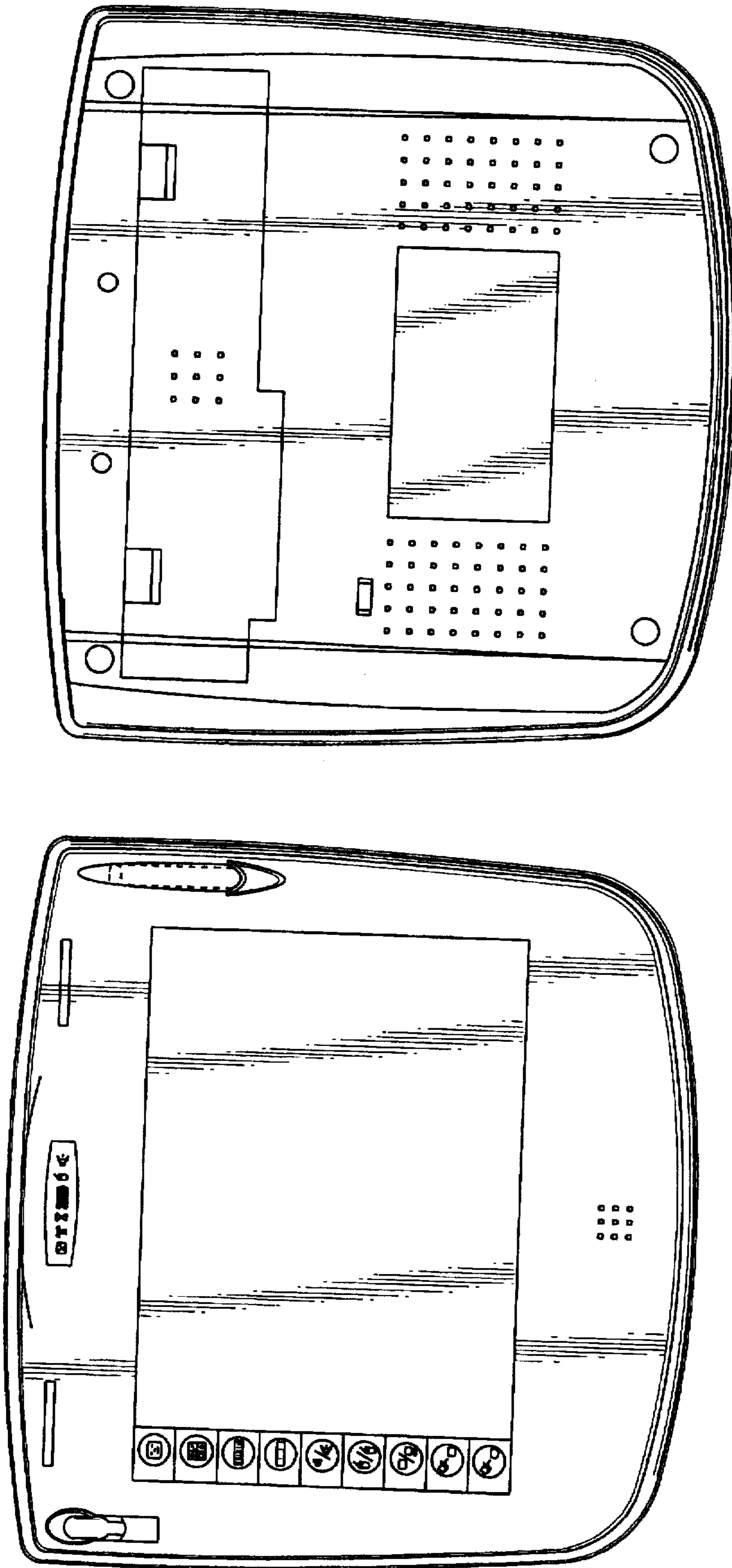


Fig. 6

Fig. 7