



US00D385847S

United States Patent [19]

[11] Patent Number: **Des. 385,847**

Ma et al.

[45] Date of Patent: ****Nov. 4, 1997**

[54] **CENTER CONSOLE OF A MOTOR VEHICLE**

D. 363,053 10/1995 Abele D12/192
D. 372,010 7/1996 Pfeiffer et al. D12/192
4,530,517 7/1985 Miyabayashi et al. 180/90 X

[75] Inventors: **Michael Ma**, Rosemead; **Richard Plavetich**, Laguna Beach; **Gerhard Steinle**, Newport Beach; **Benjamin Dimson**, Santa Ana, all of Calif.

Primary Examiner—James Gandy
Assistant Examiner—Stacia Sinuik
Attorney, Agent, or Firm—Evenson, McKeown, Edwards & Lenahan P.L.L.C.

[73] Assignee: **Mercedes-Benz AG**, Germany

[**] Term: **14 Years**

[57] **CLAIM**

[21] Appl. No.: **59,977**

The ornamental design for a center console of a motor vehicle, as shown and described.

[22] Filed: **Sep. 19, 1996**

DESCRIPTION

Related U.S. Application Data

[63] Continuation of Ser. No. 55,218, May 31, 1996.

FIG. 1 is a front view of a center console of a motor vehicle according to our novel design;

[51] LOC (6) Cl. **12-16**

FIG. 2 is a front view, with a pop-up display screen in a raised position, of a center console of a motor vehicle according to our novel design;

[52] U.S. Cl. **D12/415**

[58] Field of Search D12/415, 192;
296/70; 180/90

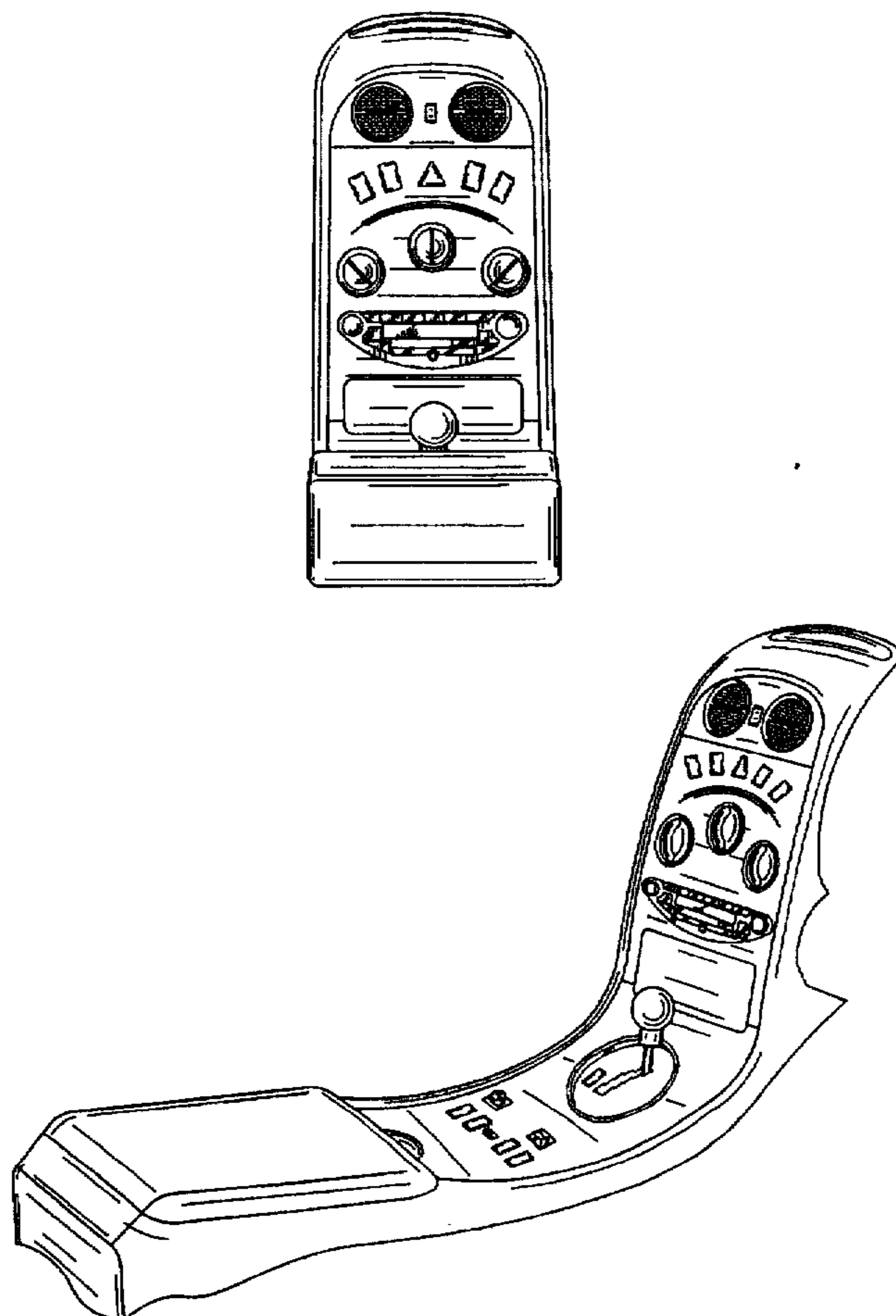
FIG. 3 is a right-side perspective view of a center console of a motor vehicle according to our novel design, it being understood that the left side is a mirror image thereof; and, FIG. 4 is a right-side perspective view, with a pop-up display screen in a raised position, of a center console of a motor vehicle according to our novel design, it being understood that the left side is a mirror image thereof.

[56] **References Cited**

U.S. PATENT DOCUMENTS

D. 216,780 3/1970 Tronville et al. D12/415
D. 270,825 10/1983 Luthe et al. D12/192
D. 285,915 9/1986 Luthe et al. D12/192

1 Claim, 4 Drawing Sheets






FIG. 1

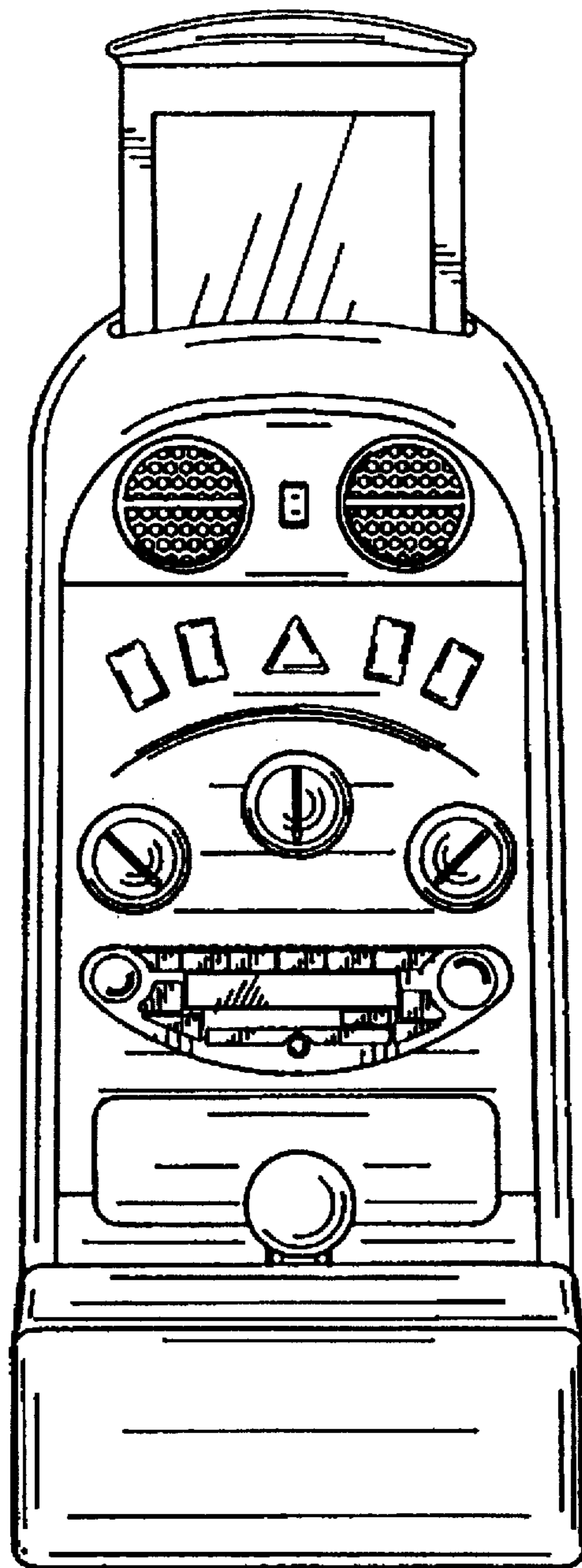


FIG. 2

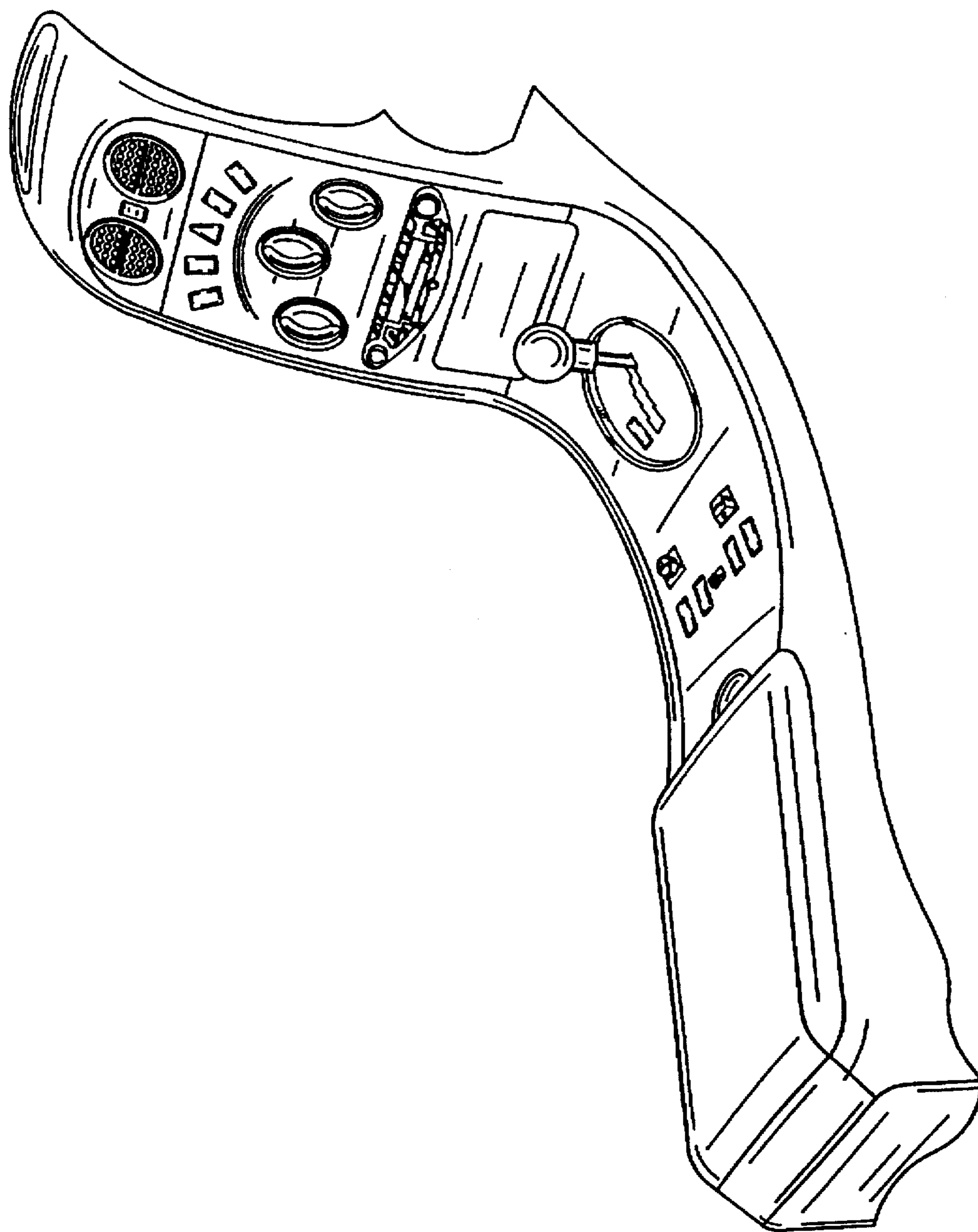


FIG. 3

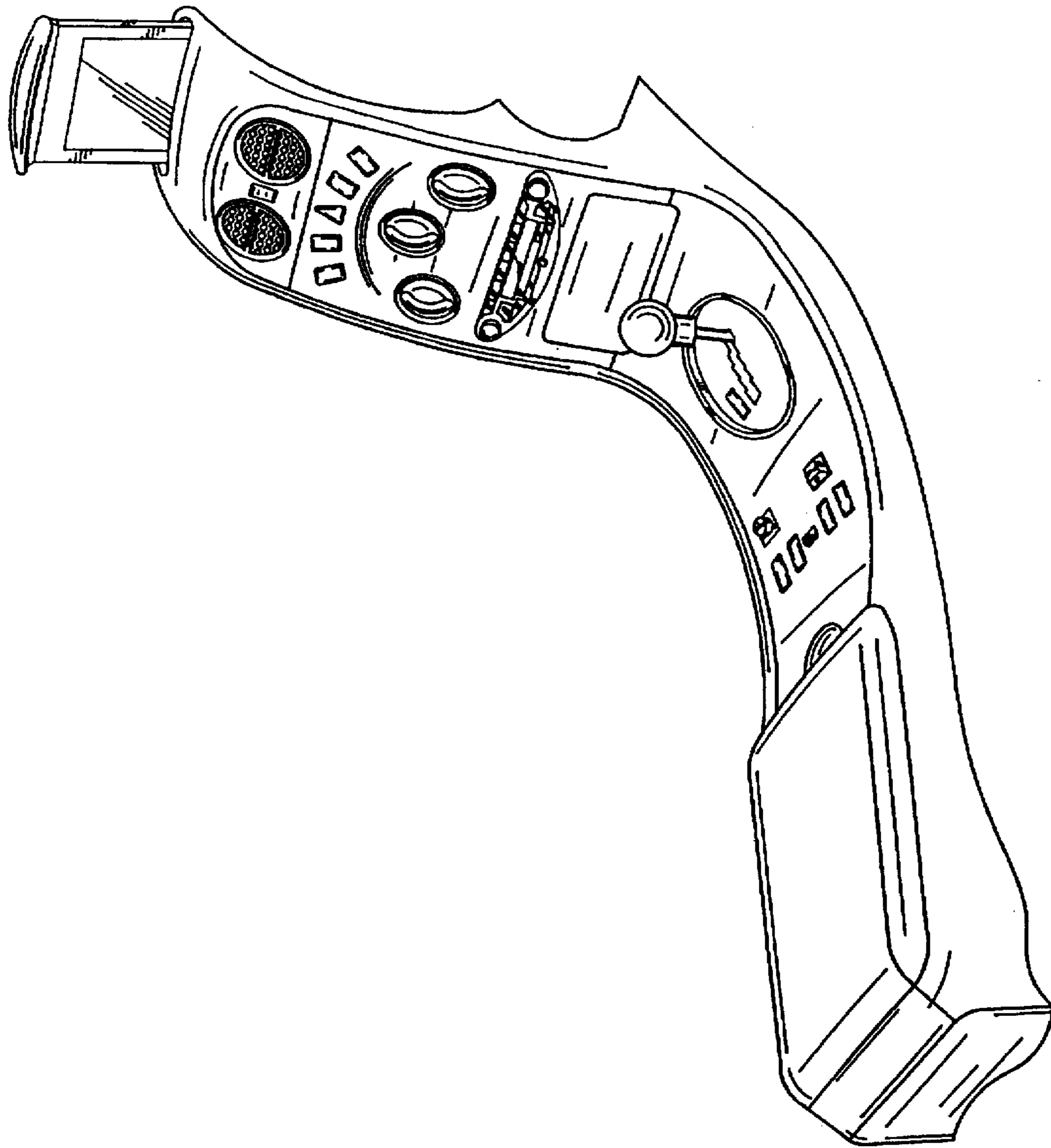


FIG. 4