

US00D385805S

**United States Patent** [19]  
**Giardiello**

[11] **Patent Number:** **Des. 385,805**  
[45] **Date of Patent:** **\*\*Nov. 4, 1997**

[54] **WATCH**  
[75] **Inventor:** **Barbara Giardiello, Naples, Italy**  
[73] **Assignee:** **Arttime SA, Neuchatel, Switzerland**  
[\*\*] **Term:** **14 Years**

D. 352,250 11/1994 Giardiello ..... D10/39  
D. 354,012 1/1995 Giardiello ..... D10/39  
D. 367,232 2/1996 Dobayashi ..... D10/30  
D. 368,663 4/1996 Giardiello ..... D10/39  
D. 369,303 4/1996 Giardiello ..... D10/39

[21] **Appl. No.:** **56,128**  
[22] **Filed:** **Jun. 24, 1996**

*Primary Examiner*—Nelson C. Holtje  
*Attorney, Agent, or Firm*—Sughrue, Mion, Zinn, Macpeak & Seas

[30] **Foreign Application Priority Data**  
Dec. 22, 1995 [XH] Hague Agreement ..... DMA/003186  
[51] **LOC (6) Cl.** ..... **10-02**  
[52] **U.S. Cl.** ..... **D10/39; D10/30**  
[58] **Field of Search** ..... **D10/1-40, 122-132;**  
**368/280-282, 276-277, 285**

[57] **CLAIM**

The ornamental design for a watch, as shown.

**DESCRIPTION**

FIG. 1 is a perspective view of the top and one side of a watch showing my new design;  
FIG. 2 is a top plan view thereof;  
FIG. 3 is a bottom plan view thereof;  
FIG. 4 is a side elevational view of one side thereof;  
FIG. 5 is a side elevational view of an opposite side thereof;  
FIG. 6 is an end elevational view of one end thereof; and,  
FIG. 7 is an end elevational view of an opposite end thereof.

[56] **References Cited**  
**U.S. PATENT DOCUMENTS**  
D. 350,074 8/1994 Giardiello ..... D10/39

**1 Claim, 4 Drawing Sheets**



FIG. 1




FIG. 2



FIG. 3




FIG. 4




FIG. 5




FIG. 6




FIG. 7

