



US00D385782S

United States Patent [19]

[11] Patent Number: **Des. 385,782**

Harries

[45] Date of Patent: ****Nov. 4, 1997**

[54] DISPENSING PACK FOR VOLATILE INGREDIENT

DESCRIPTION

[75] Inventor: **Alun Harries**, Camberley, Great Britain

FIG. 1 is a front perspective view from below and to one side of a dispensing pack for volatile ingredient, showing the new design;

[73] Assignee: **S. C. Johnson & Son, Inc.**, Racine, Wis.

FIG. 2 is a front elevational view of the dispensing pack of FIG. 1;

[**] Term: **14 Years**

FIG. 3 is a rear elevational view of the dispensing pack of FIG. 1;

[21] Appl. No.: **55,339**

FIG. 4 is a top plan view of the dispensing pack of FIG. 1, the bottom plan view being a substantially a mirror image thereof;

[22] Filed: **Jun. 3, 1996**

[30] Foreign Application Priority Data

Dec. 6, 1995 [GB] United Kingdom 2052484

FIG. 5 is a right side elevational view of the dispensing pack of FIG. 1, the left side elevational view being substantially a mirror image thereof;

[51] LOC (6) Cl. **09-07**

[52] U.S. Cl. **D9/415**

[58] Field of Search D9/415, 418, 414, D9/337, 456, 457; 206/461-471, 806, 349, 775, 776, 782

FIG. 6 is a front perspective view, corresponding to FIG. 1, from below and to one side of a dispensing pack for volatile ingredient, showing an alternative embodiment of the new design, the sole difference being in the exact shape of the pair of openings located at either side of the top portion of the dispensing pack;

[56] References Cited

U.S. PATENT DOCUMENTS

D. 327,427	6/1992	McCooey	D9/415
4,712,683	12/1987	Cazin	206/806 X
4,986,421	1/1991	Lipsitz	206/461 X
5,090,570	2/1992	Todd	206/806 X
5,279,420	1/1994	Rodgers	206/461 X
5,509,532	4/1996	Brody	206/806 X

FIG. 7 is a front elevational view of the dispensing pack of FIG. 6;

FIG. 8 is a rear elevational view of the dispensing pack of FIG. 6;

FIG. 9 is a top plan view of the dispensing pack of FIG. 6, the bottom plan view being substantially a mirror image thereof; and,


Primary Examiner—Prabhakar G. Deshmukh

FIG. 10 is a right side elevational view of the dispensing pack of FIG. 6, the left side elevational view being substantially a mirror image thereof.

[57] CLAIM

The ornamental design for a dispensing pack for volatile ingredient, as shown and described.

1 Claim, 4 Drawing Sheets



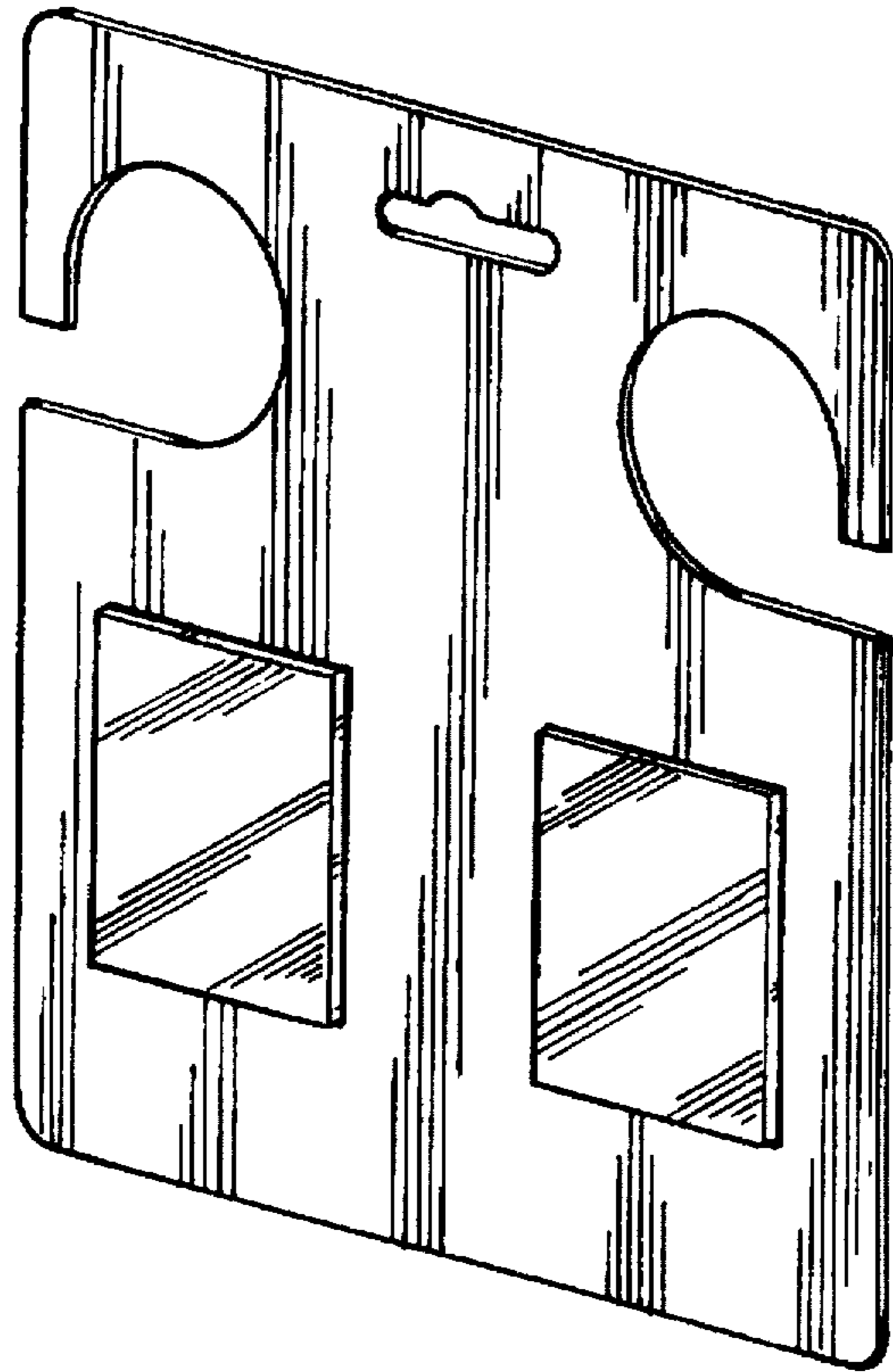


FIG. 1

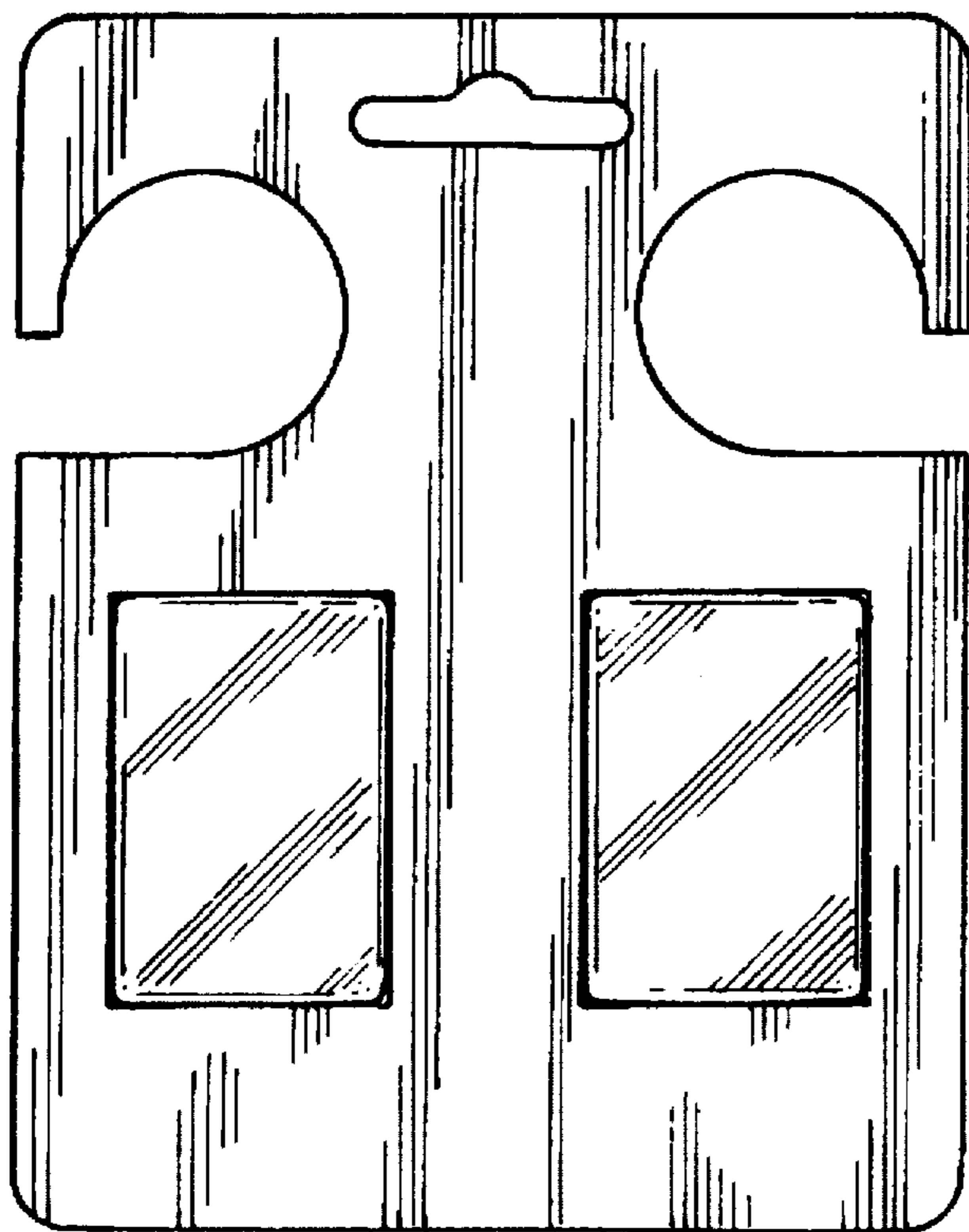


FIG. 2

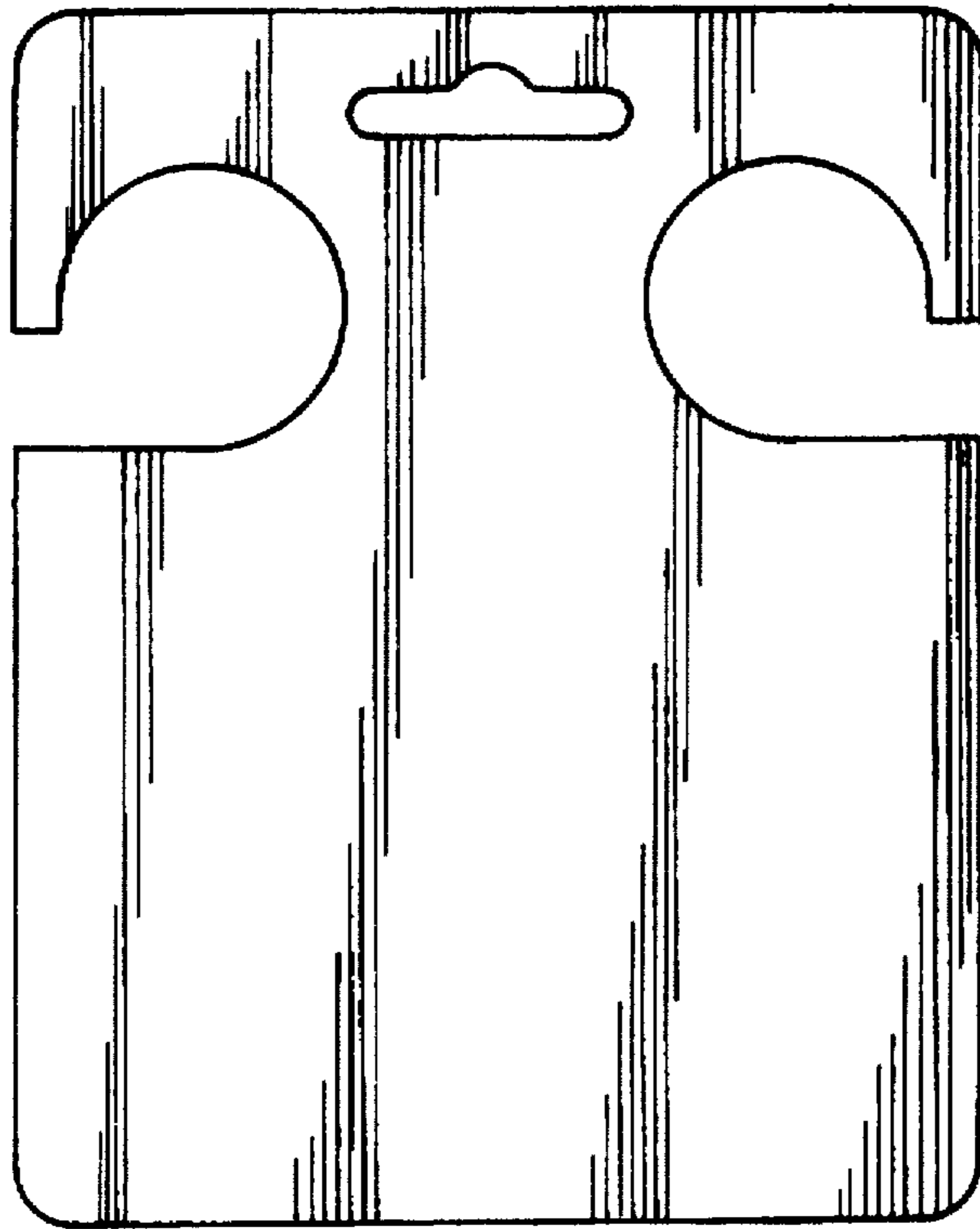


FIG. 3




FIG. 4



FIG. 5




FIG. 6

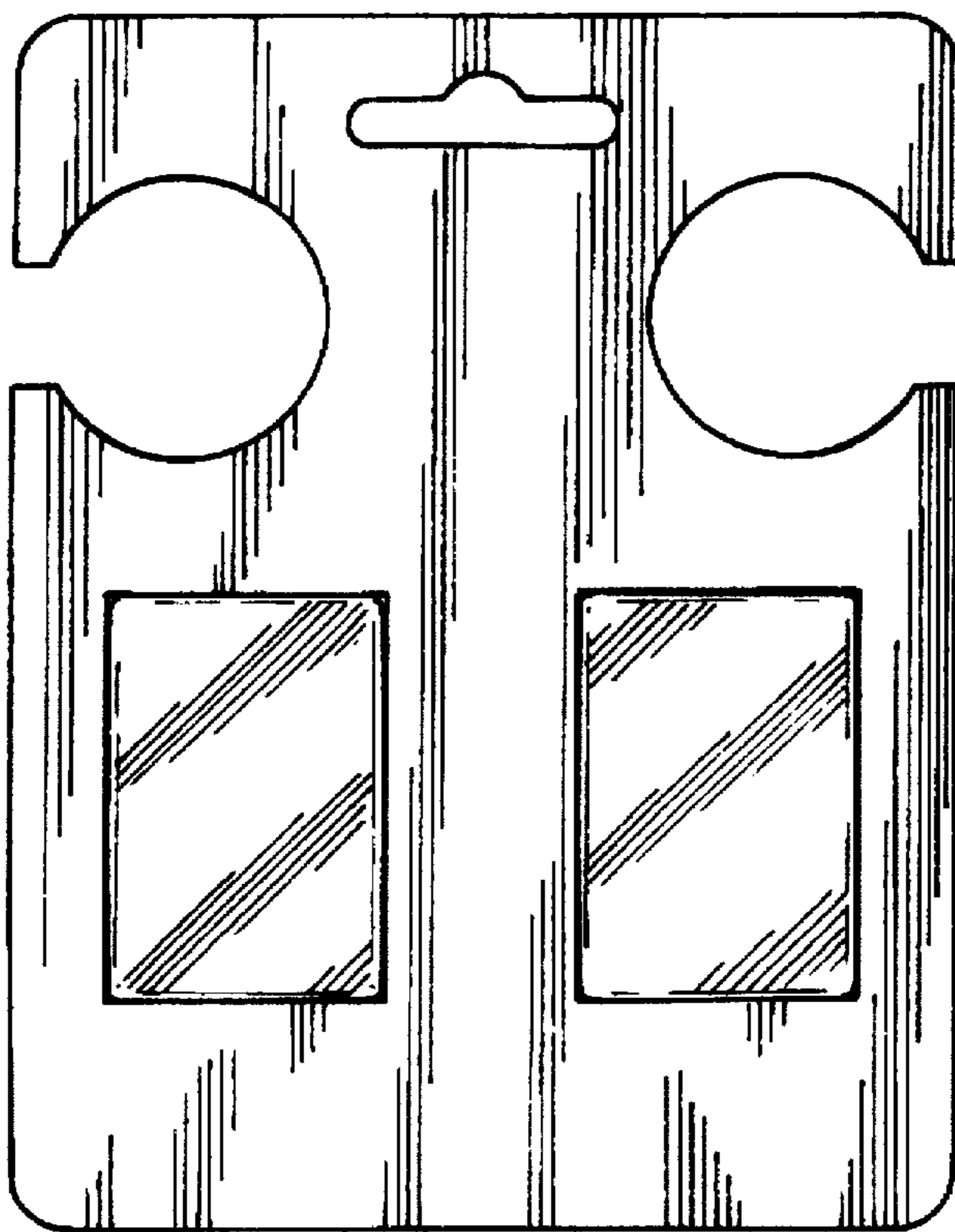


FIG. 7

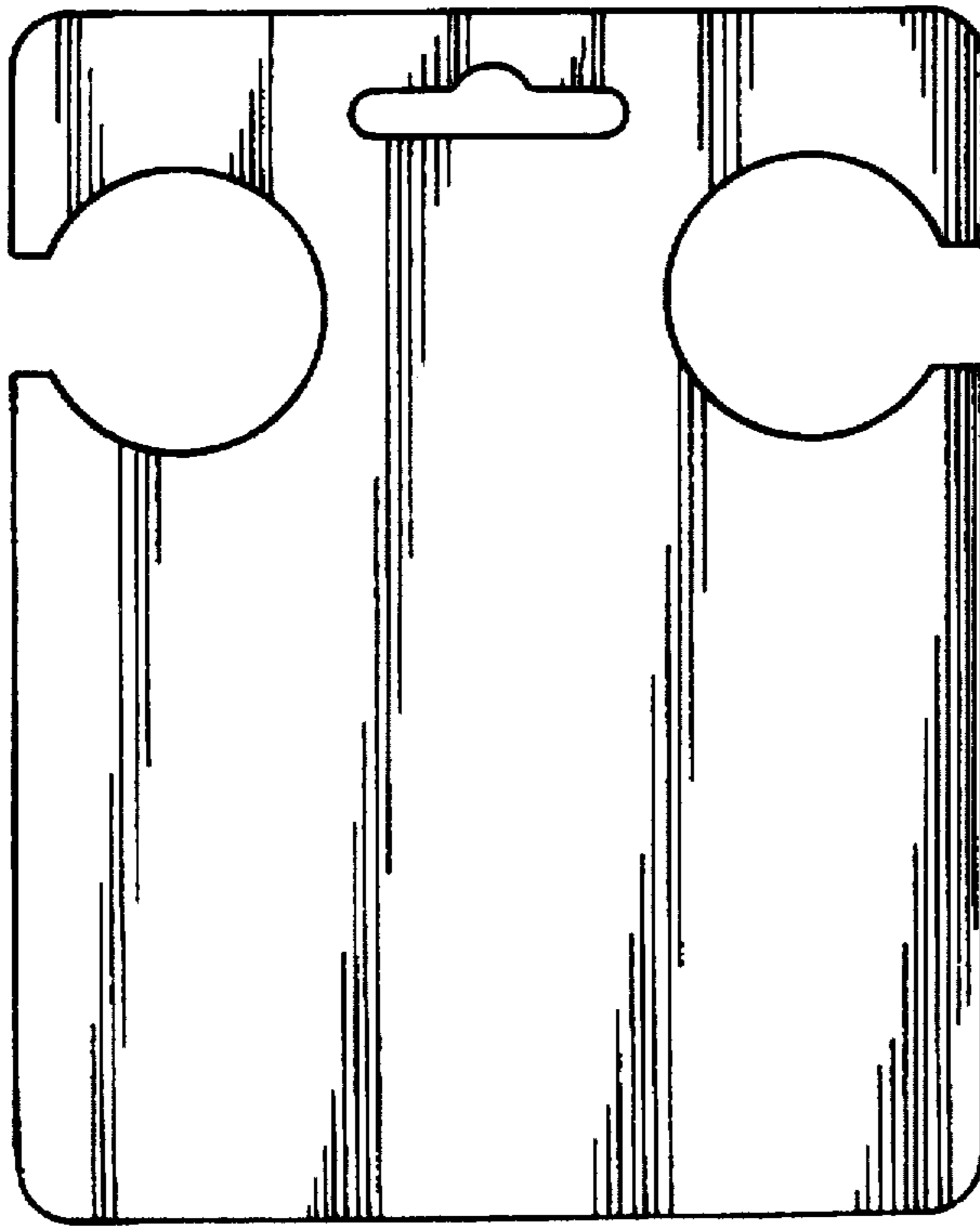


FIG. 8




FIG. 9



FIG. 10