



US00D385776S

United States Patent [19]
Protz, Jr.

[11] **Patent Number:** **Des. 385,776**
[45] **Date of Patent:** ****Nov. 4, 1997**

[54] **GUTTER WIRE CLIP**
[75] **Inventor:** **William F. Protz, Jr., Lake Forest, Ill.**
[73] **Assignee:** **Santa's Best, Northfield, Ill.**
[**] **Term:** **14 Years**
[21] **Appl. No.:** **45,829**
[22] **Filed:** **Oct. 31, 1995**

2,841,100 7/1958 Moller 52/12 X
3,864,882 2/1975 Lasscock 52/11
5,141,192 8/1992 Adams 248/48.1 X

FOREIGN PATENT DOCUMENTS

407057 11/1970 Australia 248/48.2
2563263 10/1985 France 52/11
884479 12/1961 United Kingdom 248/316.7

Primary Examiner—Ted Shooman
Assistant Examiner—C. Tuttle
Attorney, Agent, or Firm—Emrich & Dithmar

Related U.S. Application Data

[63] Continuation-in-part of Ser. No. 34,685, Feb. 9, 1995, Pat. No. Des. 368,219, and Ser. No. 42,823, Aug. 18, 1995, Pat. No. Des. 374,171.

[51] **LOC (6) Cl.** **08-08**
[52] **U.S. Cl.** **D8/395; D8/396; 248/229.26**
[58] **Field of Search** **D23/267; D8/354, D8/356, 367-369, 372, 373, 394-396; 24/545, 546, 563; 248/48.1, 48.2, 231.81, 74.2, 229.16, 229.26, 301, 316.7; 52/11, 12**

[57] **CLAIM**

The ornamental design for the gutter wire clip, as shown and described.

DESCRIPTION

FIG. 1 is a perspective view of the gutter clip illustrating my invention;
FIG. 2 is a front elevational view of the gutter clip of FIG. 1;
FIG. 3 is a right side elevational view of the gutter clip of FIG. 2;
FIG. 4 is a left side elevational view of the gutter clip of FIG. 2;
FIG. 5 is a bottom view of the gutter clip of FIG. 2; and,
FIG. 6 is a top view of the gutter clip of FIG. 2.

[56] **References Cited**

U.S. PATENT DOCUMENTS

D. 266,142 9/1982 Sikstrom D8/356
D. 298,738 11/1988 Rumpel D8/395
D. 331,360 12/1992 Adams D8/367 X
D. 369,292 4/1996 Gary et al. D8/373 X

1 Claim, 1 Drawing Sheet

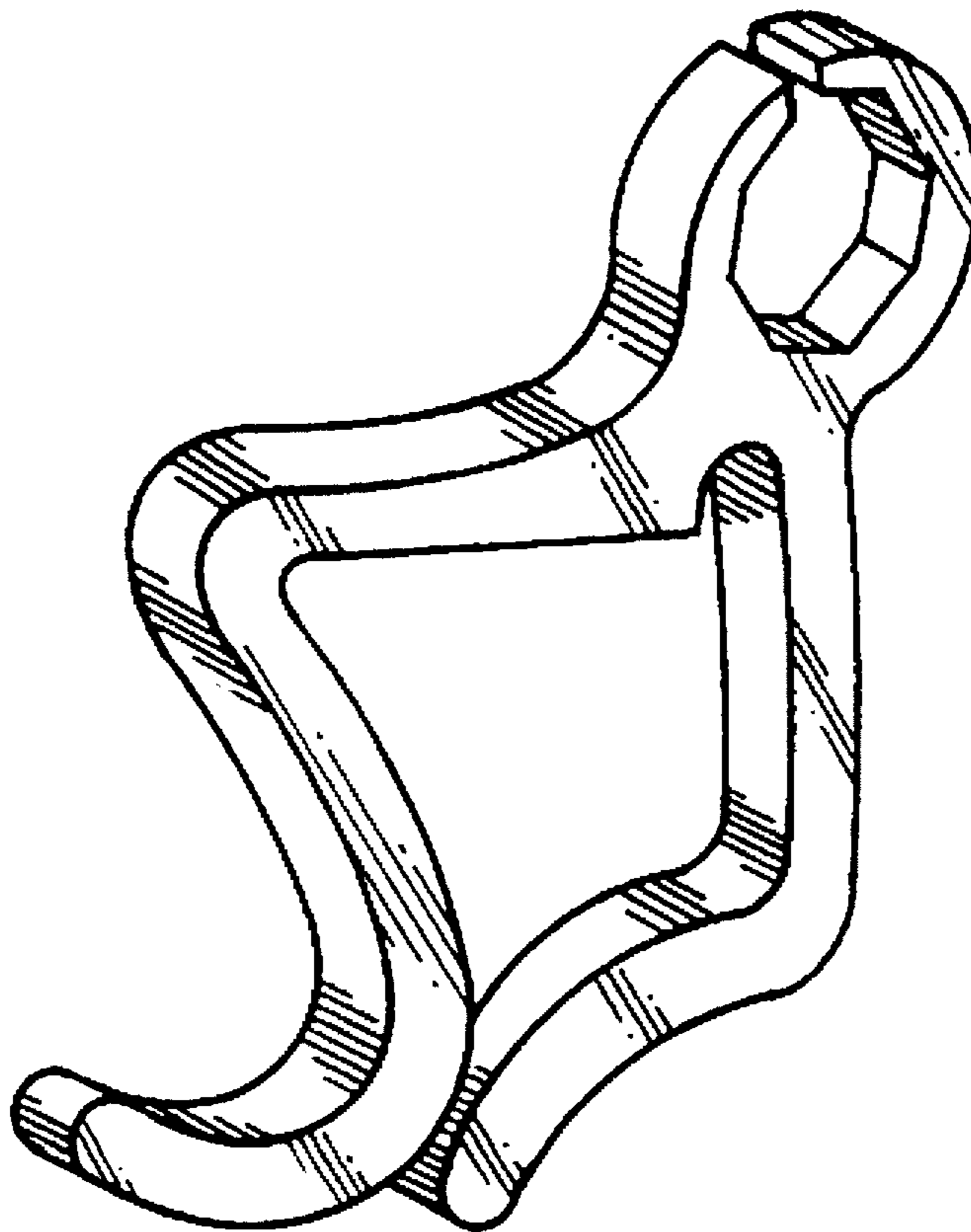


Fig. 1

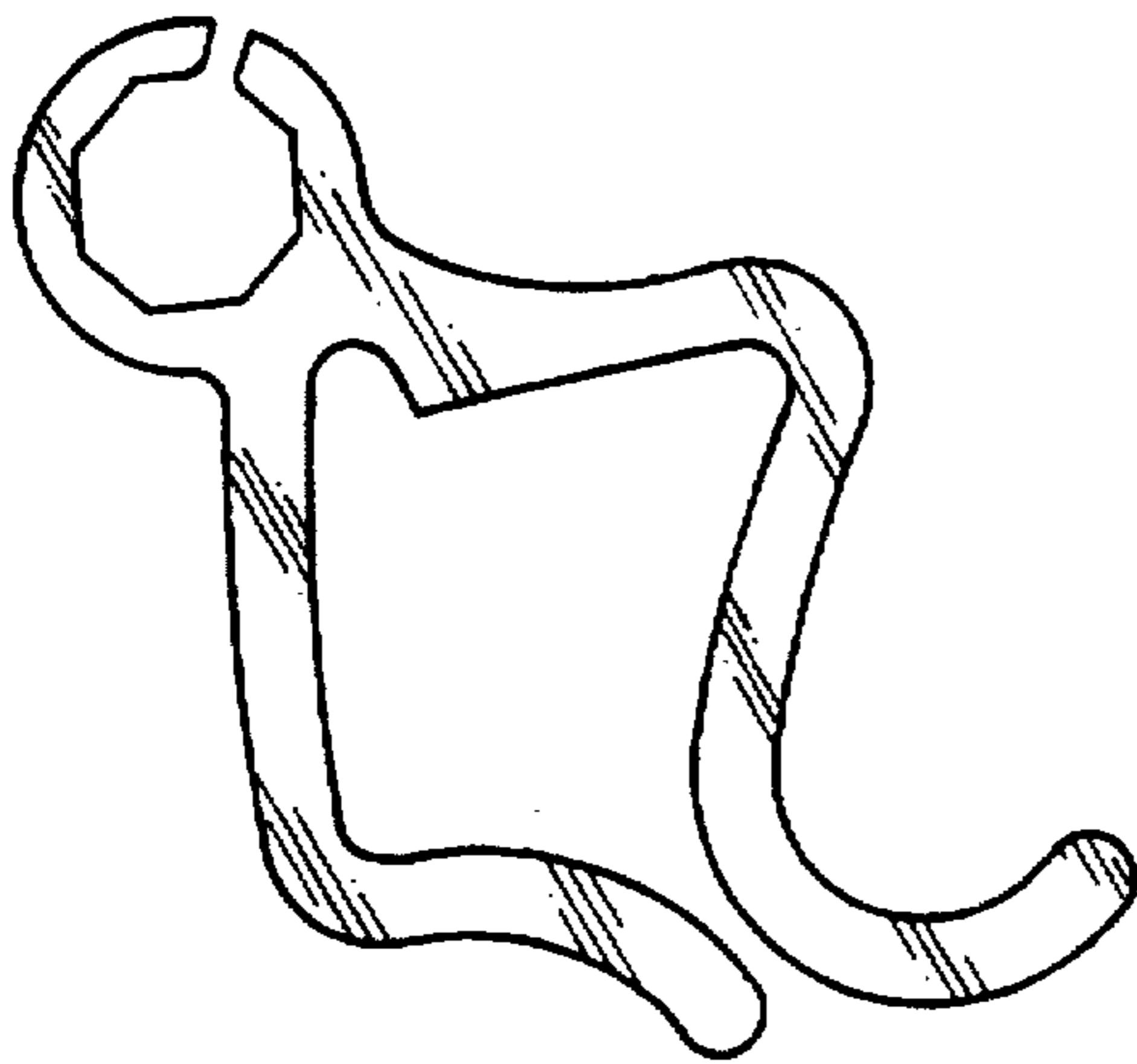
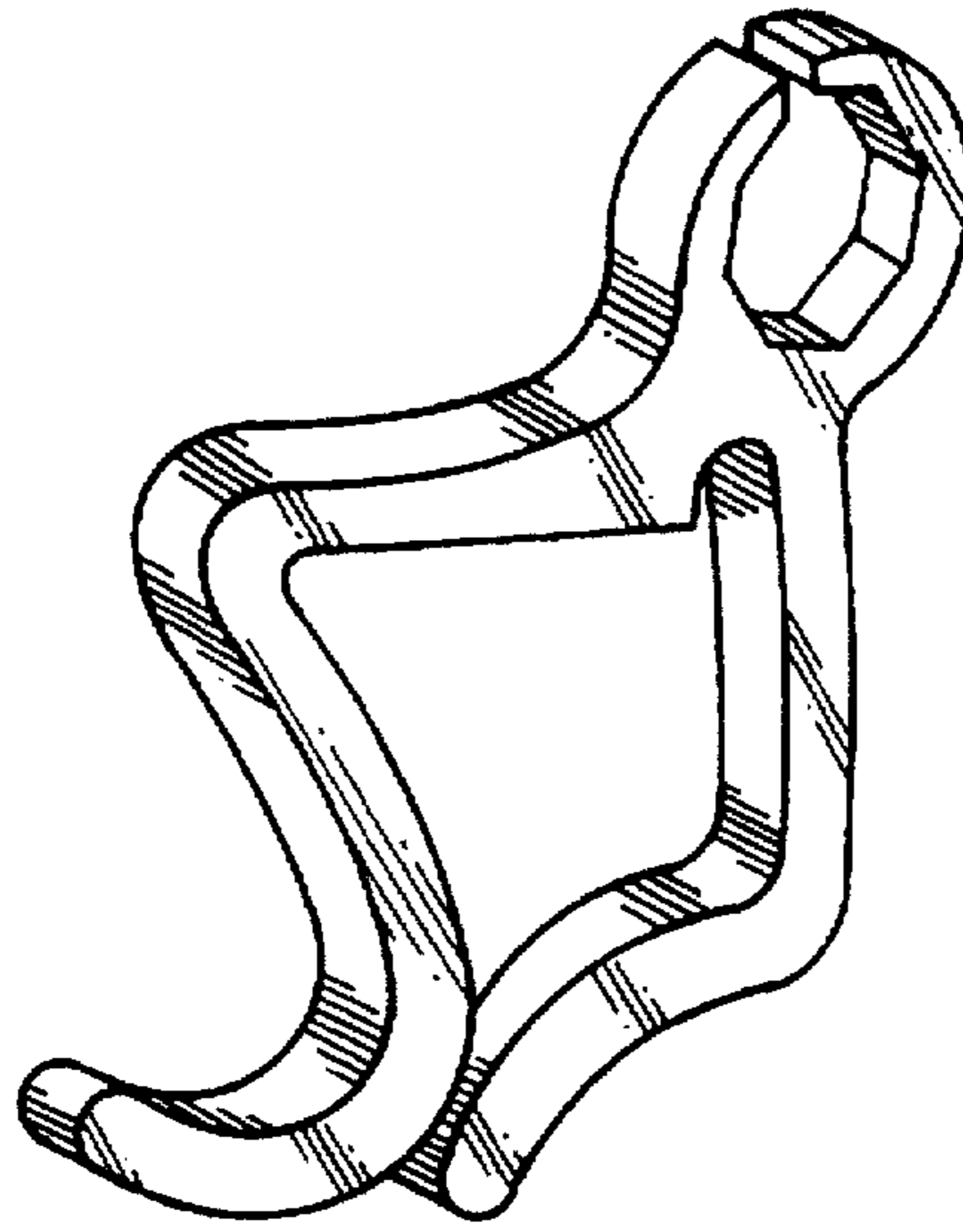


Fig. 2

Fig. 3 *Fig. 4*




Fig. 5

Fig. 6