

US00D385772S

United States Patent [19]
Keller

[11] **Patent Number:** **Des. 385,772**
[45] **Date of Patent:** ****Nov. 4, 1997**

[54] **DRAWER PULL**

D. 180,684 7/1957 Clayton D8/317
D. 186,053 9/1959 Clayton D8/310

[75] **Inventor:** **H. Thomas Keller**, High Point, N.C.

Primary Examiner—B. J. Bullock

[73] **Assignee:** **Henredon Furniture Industries, Inc.**,
Morganton, N.C.

Attorney, Agent, or Firm—Edgar A. Zarins; Malcolm L. Sutherland

[**] **Term:** **14 Years**

[57] **CLAIM**

[21] **Appl. No.:** **57,396**

The ornamental design for a drawer pull, as shown and described.

[22] **Filed:** **Jul. 24, 1996**

DESCRIPTION

[51] **LOC (6) Cl.** **08-06**

FIG. 1 is a perspective view of a drawer pull showing my new design;

[52] **U.S. Cl.** **D8/317; D8/310**

FIG. 2 is a front elevational view thereof;

[58] **Field of Search** **D8/310, 313, 314,**
D8/315-320; 16/110 R, 121

FIG. 3 is a side view thereof, the opposite side being a mirror image of the side shown;

FIG. 4 is an end view thereof, the opposite end being a mirror image of the end shown; and,

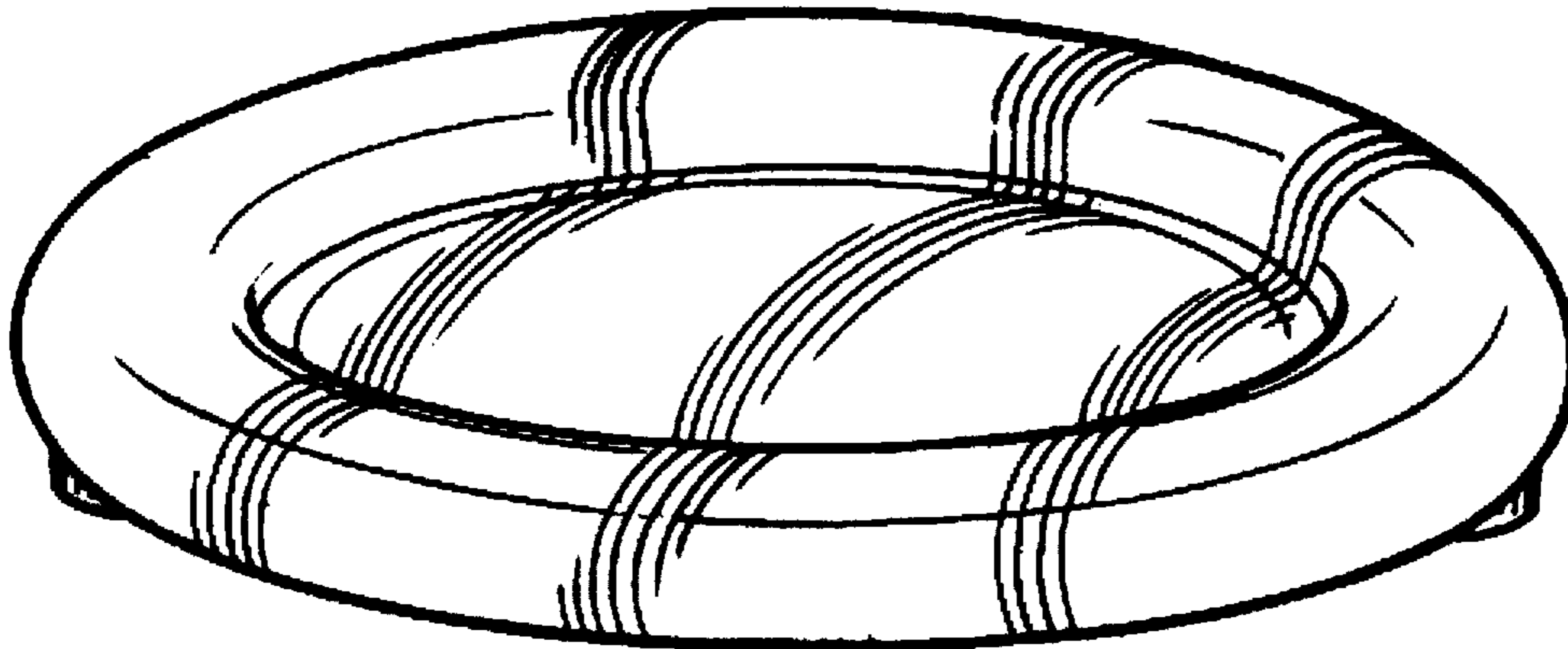
FIG. 5 is a rear elevational view thereof.

[56] **References Cited**

U.S. PATENT DOCUMENTS

D. 98,439 2/1936 Martin D8/310
D. 175,473 8/1955 Leichtes D8/317

1 Claim, 1 Drawing Sheet



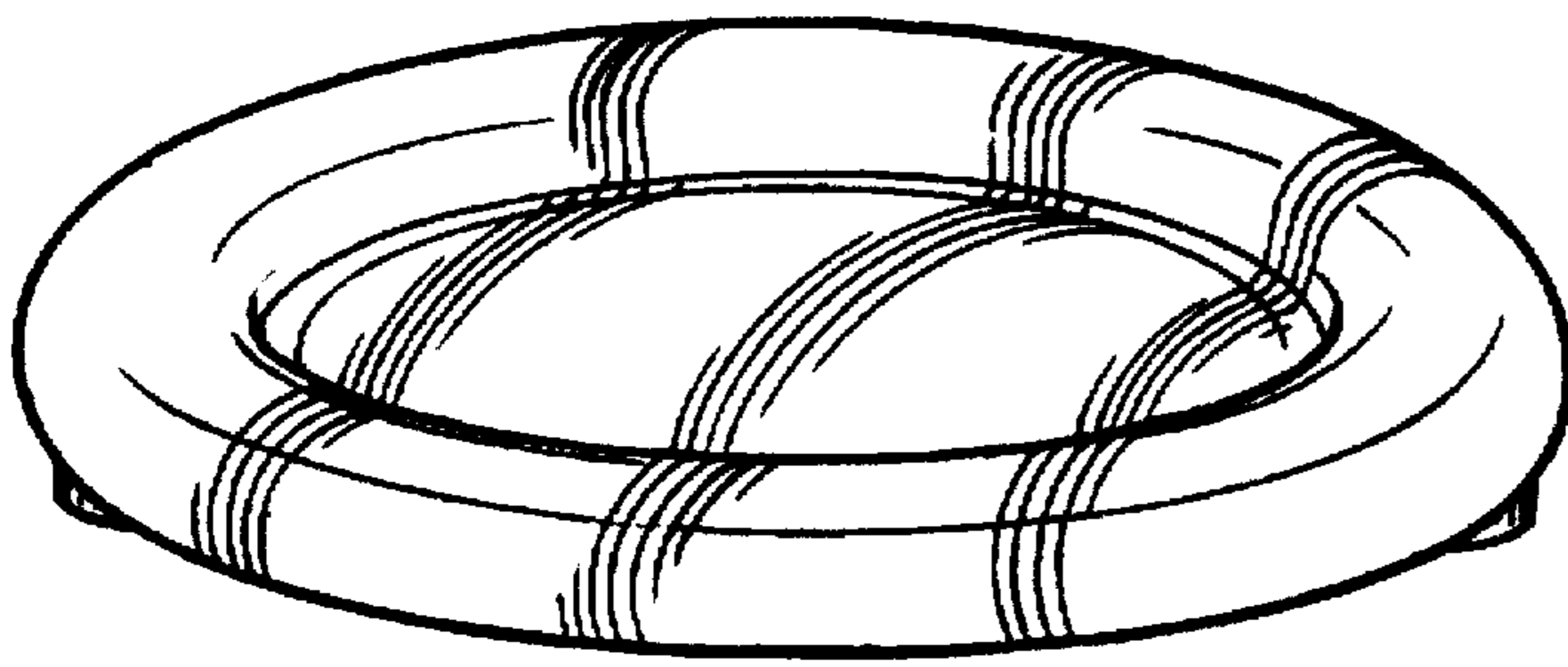


Fig - 1

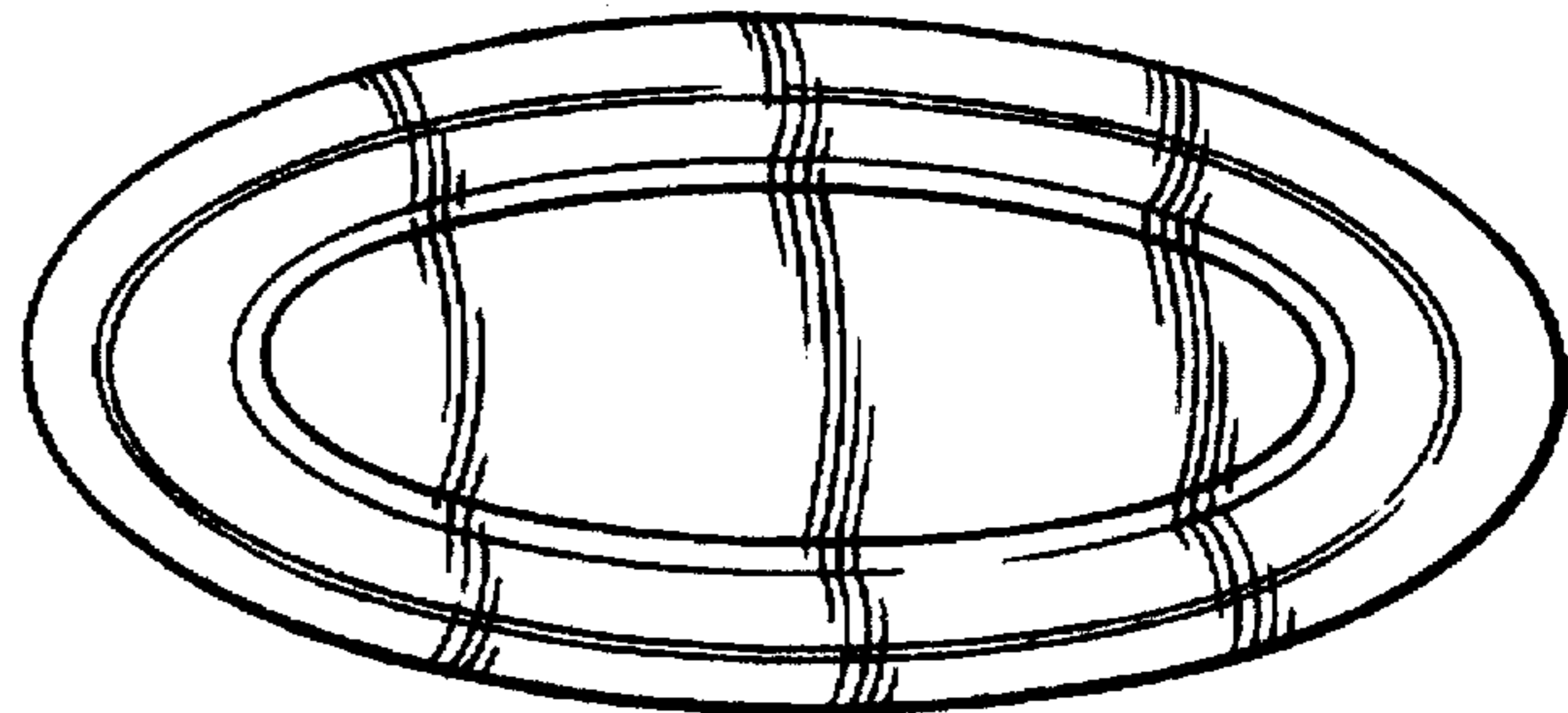


Fig - 2




Fig - 3




Fig - 4




Fig - 5