

US00D385758S

United States Patent [19]
Hollinger

[11] **Patent Number:** **Des. 385,758**
[45] **Date of Patent:** ****Nov. 4, 1997**

[54] **CUP HOLDING DEVICE**

D. 339,249 9/1993 Wu D6/411
D. 369,950 5/1996 LaPointe D7/704
D. 375,021 10/1996 McArdle D7/601

[75] **Inventor:** **Fred Hollinger, Kings Park, N.Y.**

[73] **Assignee:** **KV and F Metal Products, Inc., Great Neck, N.Y.**

Primary Examiner—Terry A. Wallace
Attorney, Agent, or Firm—Gerard F. Dunne

[**] **Term:** **14 Years**

[57] **CLAIM**

[21] **Appl. No.:** **67,084**

The ornamental design for a cup holding device, as shown and described.

[22] **Filed:** **Mar. 3, 1997**

Related U.S. Application Data

DESCRIPTION

[62] Division of Ser. No. 42,082, Jul. 31, 1995.

FIG. 1 is a perspective view of a cup-holding device showing my new design;

[51] **LOC (6) Cl.** **07-06**

FIG. 2 is a front elevational view thereof;

[52] **U.S. Cl.** **D7/104**

FIG. 3 is a top plan view thereof;

[58] **Field of Search** D7/701, 704; D6/411, D6/415, 462, 317; 211/13, 30-33, 71, 125, 205, 181; 248/116, 121, 176.1

FIG. 4 is a bottom plan view thereof;

FIG. 5 is a left side elevation view thereof; and,

FIG. 6 is a right side elevation view thereof.

[56] **References Cited**

U.S. PATENT DOCUMENTS

D. 339,009 9/1993 Evenson D6/411

1 Claim, 4 Drawing Sheets




FIG. 1

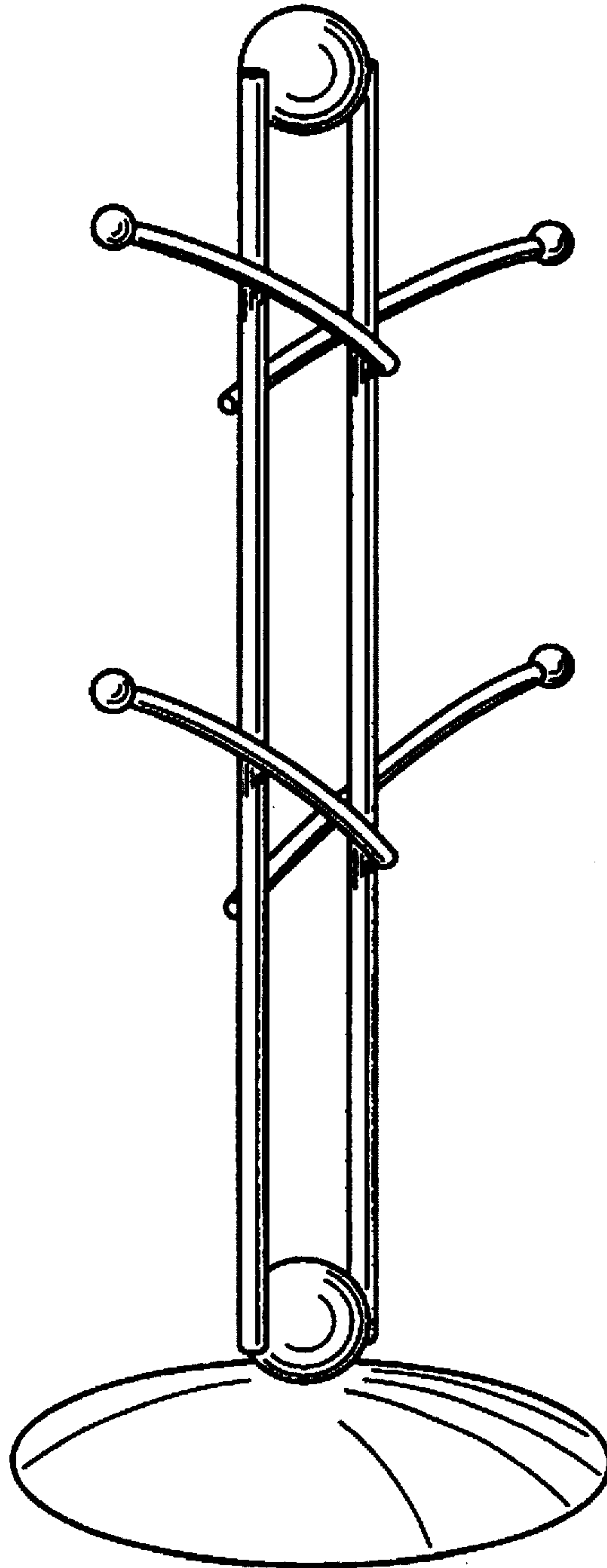


FIG. 2




FIG. 3




FIG. 4

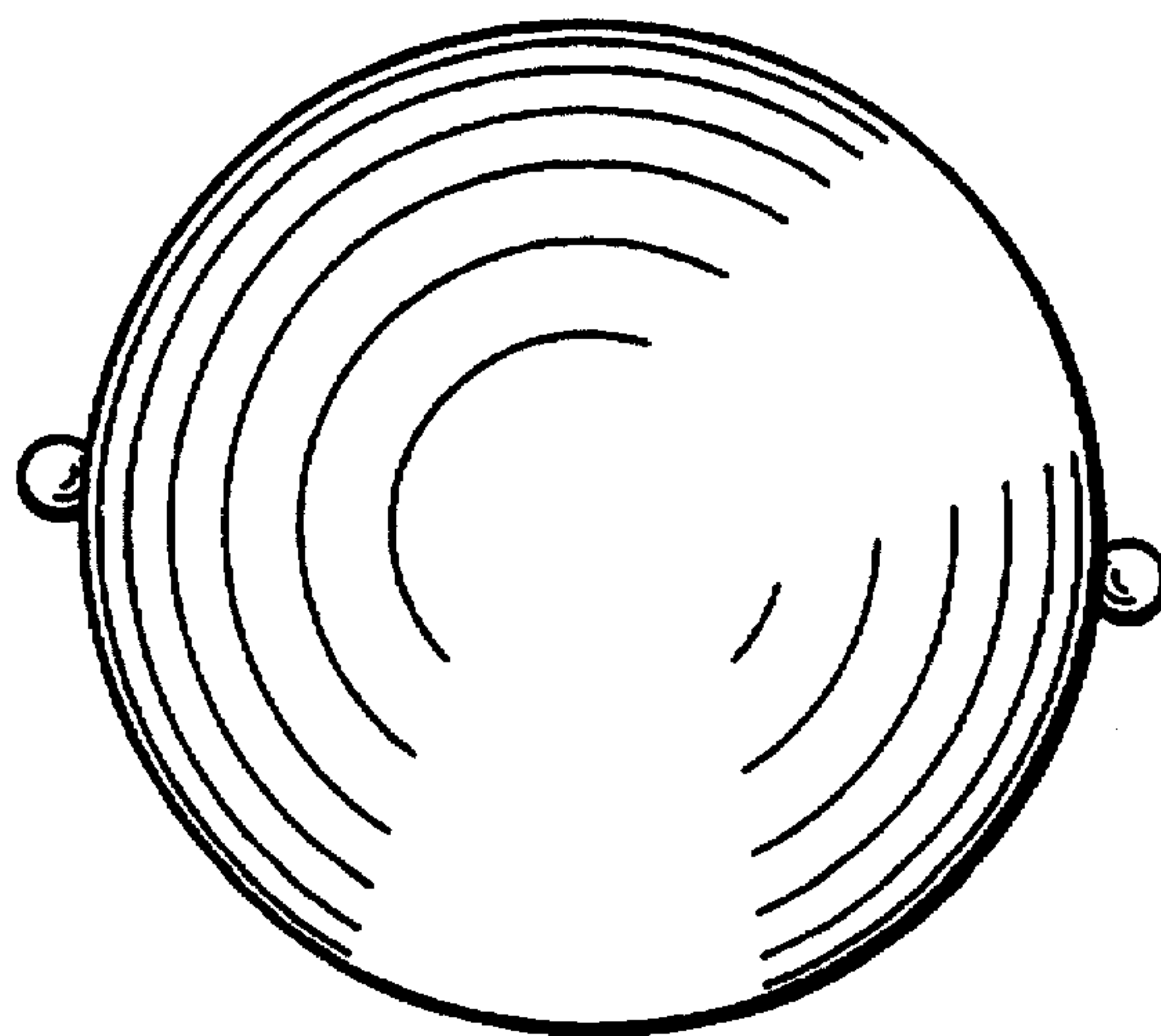


FIG. 5

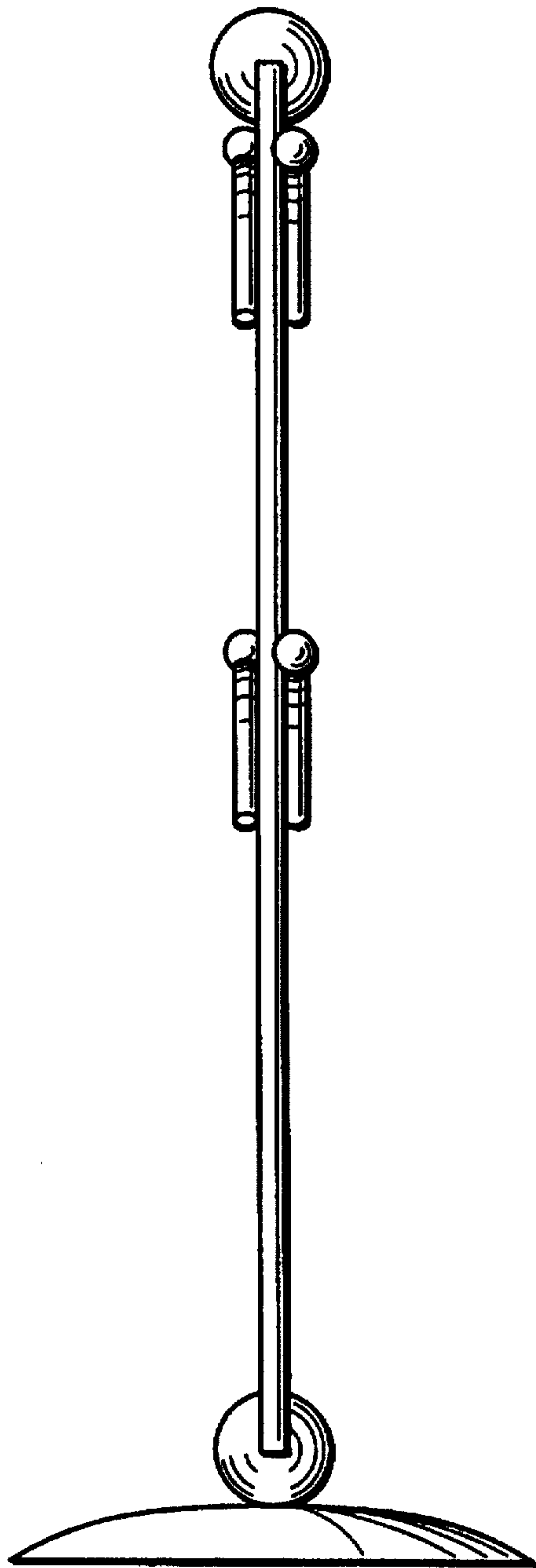


FIG. 6

