

US00D385754S

United States Patent [19]

[11] Patent Number: **Des. 385,754**

Schuldt

[45] Date of Patent: ****Nov. 4, 1997**

[54] SPOON

D. 172,805	8/1954	Reinecke	D7/653
D. 275,066	8/1984	Laslo	D7/653
D. 340,841	11/1993	Marsten et al.	D7/642 X
D. 347,770	6/1994	Gong	D7/653

[75] Inventor: **Diane Shane Schuldt, Sherrill, N.Y.**

[73] Assignee: **Oneida, Ltd., Oneida, N.Y.**

[**] Term: **14 Years**

Primary Examiner—Caron D. Veynar
Attorney, Agent, or Firm—Harris Beach & Wilcox, LLP

[21] Appl. No.: **63,080**

[57] **CLAIM**

[22] Filed: **Nov. 26, 1996**

The ornamental design for a spoon, as shown and described.

[51] LOC (6) Cl. **07-03**

DESCRIPTION

[52] U.S. Cl. **D7/653**

[58] Field of Search D7/642, 645, 649,
D7/650, 653, 664, 401.2; 30/147-150, 322,
324

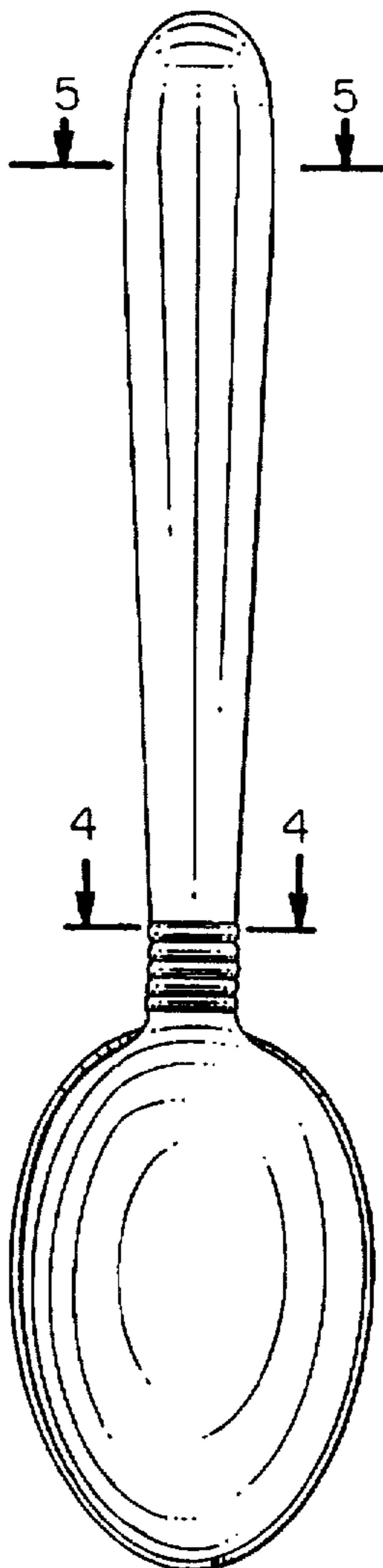
FIG. 1 is a top view of a spoon showing my new design;
FIG. 2 is a right side elevational view thereof, the left side
view being a mirror image thereof;
FIG. 3 is a bottom plan view thereof;
FIG. 4 is a cross sectional view taken along line 4—4 of FIG.
1; and,
FIG. 5 is a cross sectional view taken along line 5—5 of FIG.
1.

[56] **References Cited**

U.S. PATENT DOCUMENTS

D. 35,202	10/1901	Allen	D7/653
D. 149,489	5/1948	Hingelberg	D7/649

1 Claim, 1 Drawing Sheet



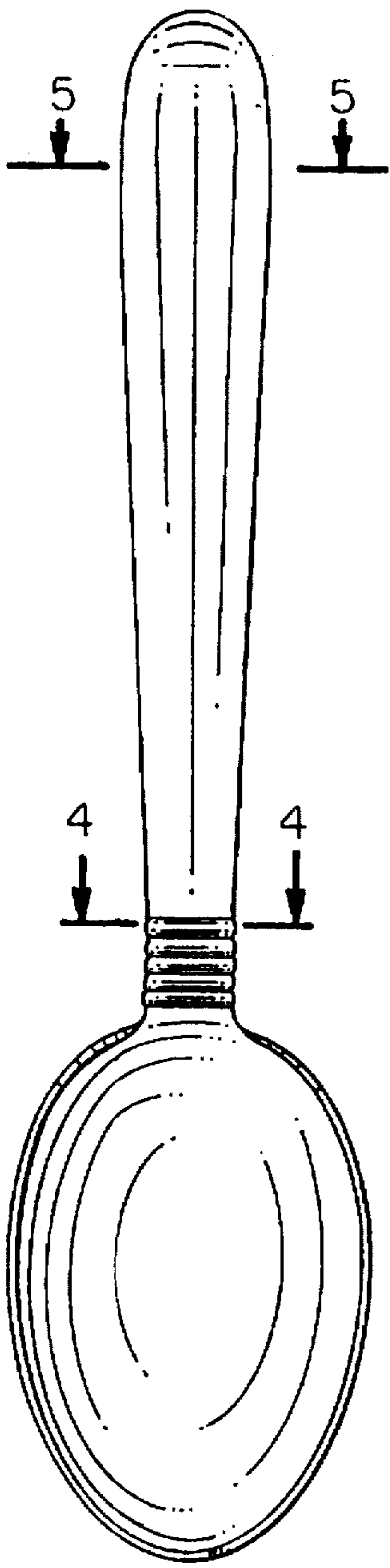


FIG.1

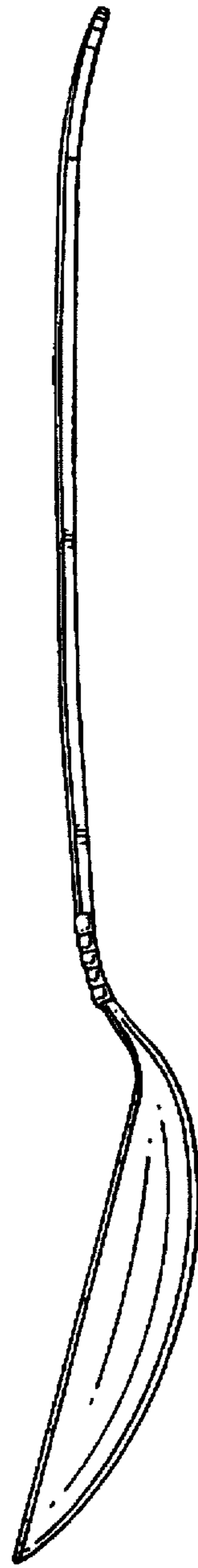


FIG.2

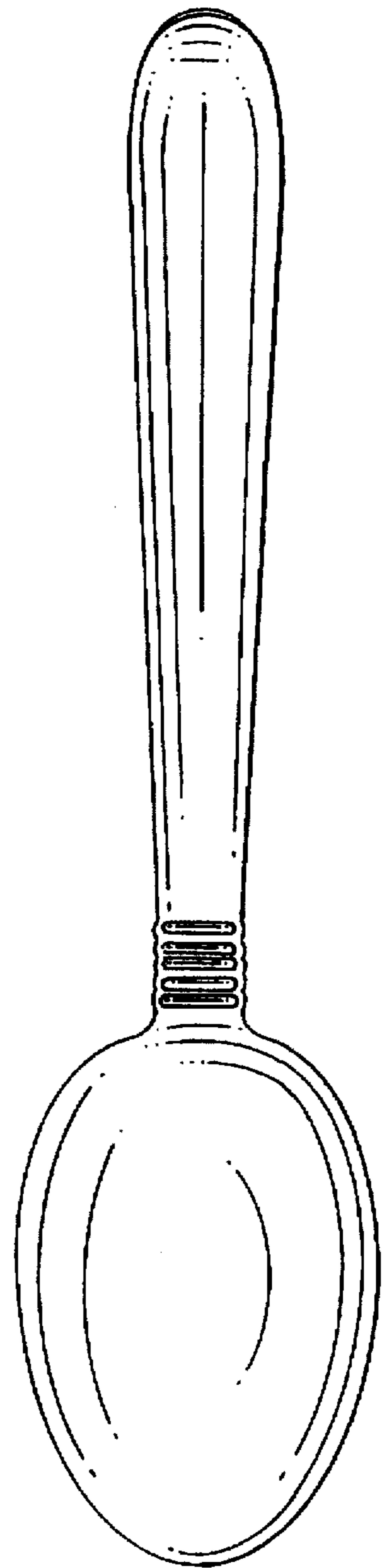


FIG.3



FIG.4



FIG.5