



US00D385745S

United States Patent [19] Valentinitsch

[11] Patent Number: **Des. 385,745**
[45] Date of Patent: ****Nov. 4, 1997**

[54] **SIPHON BOTTLE**

[75] Inventor: **Dietmar Valentinitsch, Vienna, Austria**

[73] Assignee: **Linde Aktiengesellschaft, Germany**

[**] Term: **14 Years**

[21] Appl. No.: **45,654**

[22] Filed: **Oct. 25, 1995**

[30] **Foreign Application Priority Data**

Apr. 25, 1995 [DE] Germany M 95 03 639.3

[51] **LOC (6) Cl.** **07-01**

[52] **U.S. Cl.** **D7/300.1; D7/510; D7/511**

[58] **Field of Search** **D7/534, 300.1, D7/629, 301, 511, 510, 506, 507, 514, 515, 533, 536; D9/500, 503, 447, 537, 540, 545, 520, 556; 222/465.1; 220/708, 709, 705, 707; 215/389**

[56] **References Cited**

U.S. PATENT DOCUMENTS

- D. 41,635 8/1911 Brown D9/556
- D. 126,185 4/1941 Gebhart et al. D7/300.1 X
- D. 176,986 2/1956 McPhee D9/447 X
- D. 182,556 4/1958 Werry D7/300.1 X
- D. 185,754 7/1959 Jones D7/447
- D. 225,210 11/1972 Becker D9/500
- D. 234,251 2/1975 Edwards D9/500
- D. 265,043 6/1982 Wei D7/300.1
- D. 286,367 10/1986 Murphy D7/300.1 X
- D. 331,365 12/1992 Davis D7/300.1 X
- D. 339,291 9/1993 Leigner D9/520
- D. 358,296 5/1995 Gameau D7/511 X

- D. 361,922 9/1995 Van Dyk D7/510
- D. 364,316 11/1995 Humphrey et al. D7/510
- D. 366,809 2/1996 Green D7/511 X
- D. 367,206 2/1996 Green D7/511 X
- 2,092,596 9/1937 Ward D7/300.1 X
- 2,928,576 3/1960 Kochner D7/300.1 X
- 4,441,640 4/1984 Lottick 215/389 X
- 4,448,316 5/1984 Hiroshige 220/708 X
- 4,852,762 8/1989 Chou-Sheng 220/709 X
- 5,273,172 12/1993 Rossbach et al. 220/708 X
- 5,518,142 5/1996 Lin 220/709 X

Primary Examiner—M. N. Pandozzi

Attorney, Agent, or Firm—Evenson, McKeown, Edwards & Lenahan P.L.L.C.

[57] **CLAIM**

The ornamental design for a siphon bottle, as shown and described.

DESCRIPTION

FIG. 1 is a perspective view from the front-left side of a siphon bottle according to my novel design;
 FIG. 2 is a perspective view from the rear-left side of a siphon bottle according to my novel design;
 FIG. 3 is a front view of a siphon bottle according to my novel design;
 FIG. 4 is a rear view of a siphon bottle according to my novel design;
 FIG. 5 is a left side view of a siphon bottle according to my novel design; and,
 FIG. 6 is a top plan view of a siphon bottle according to my novel design.
 Wherein the right side view is a mirror image of the left side view, and the bottom view is plain and unornamented.

1 Claim, 2 Drawing Sheets






FIG. 1



FIG. 2

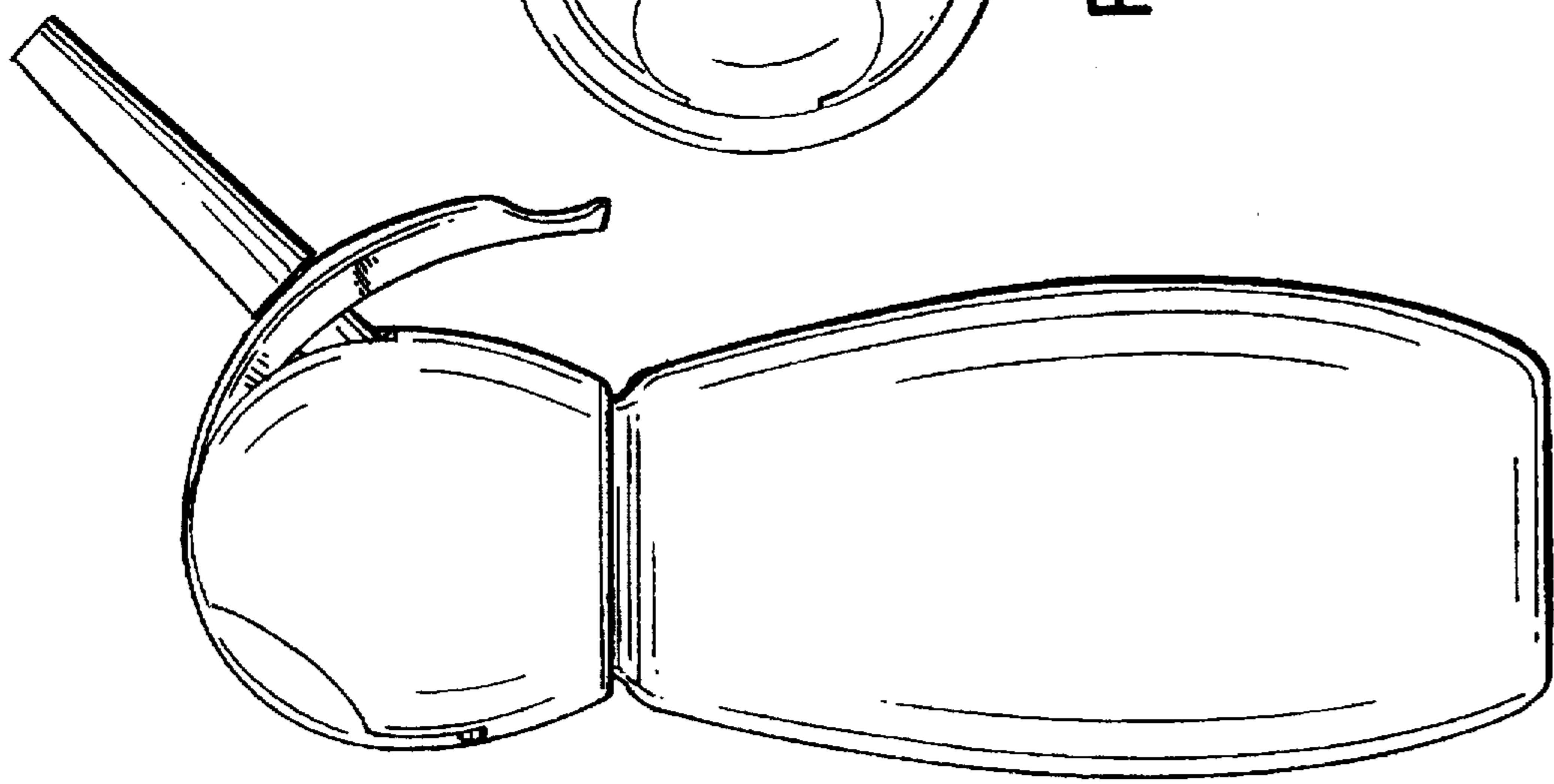


FIG. 5

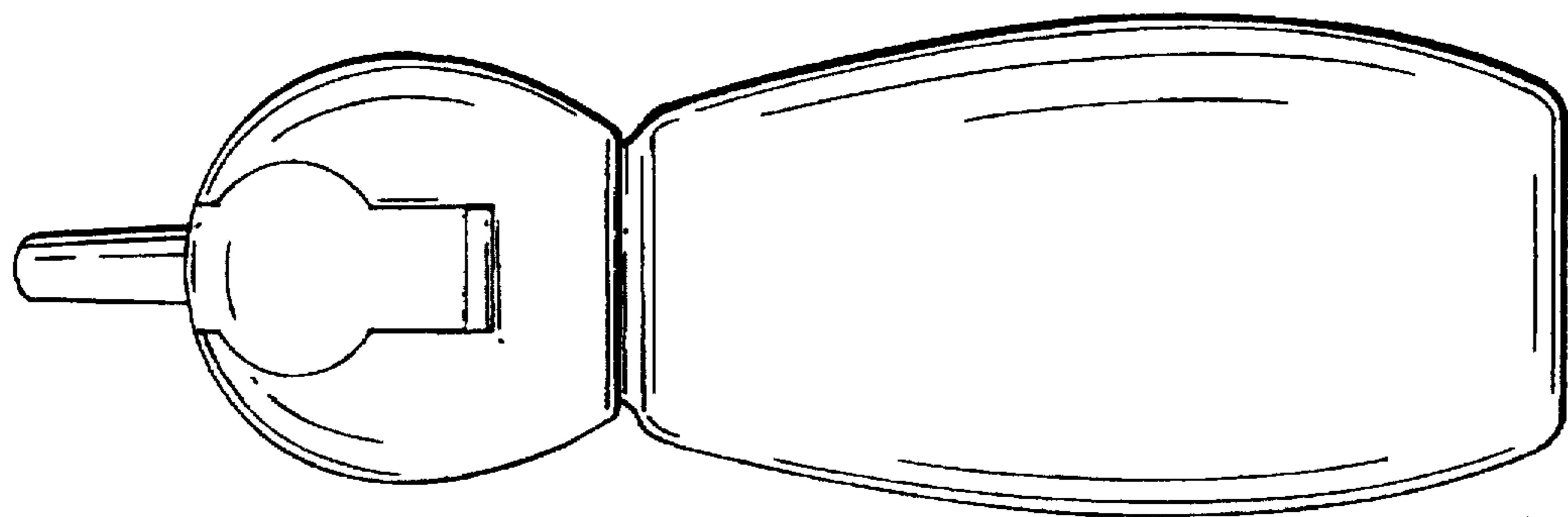


FIG. 4

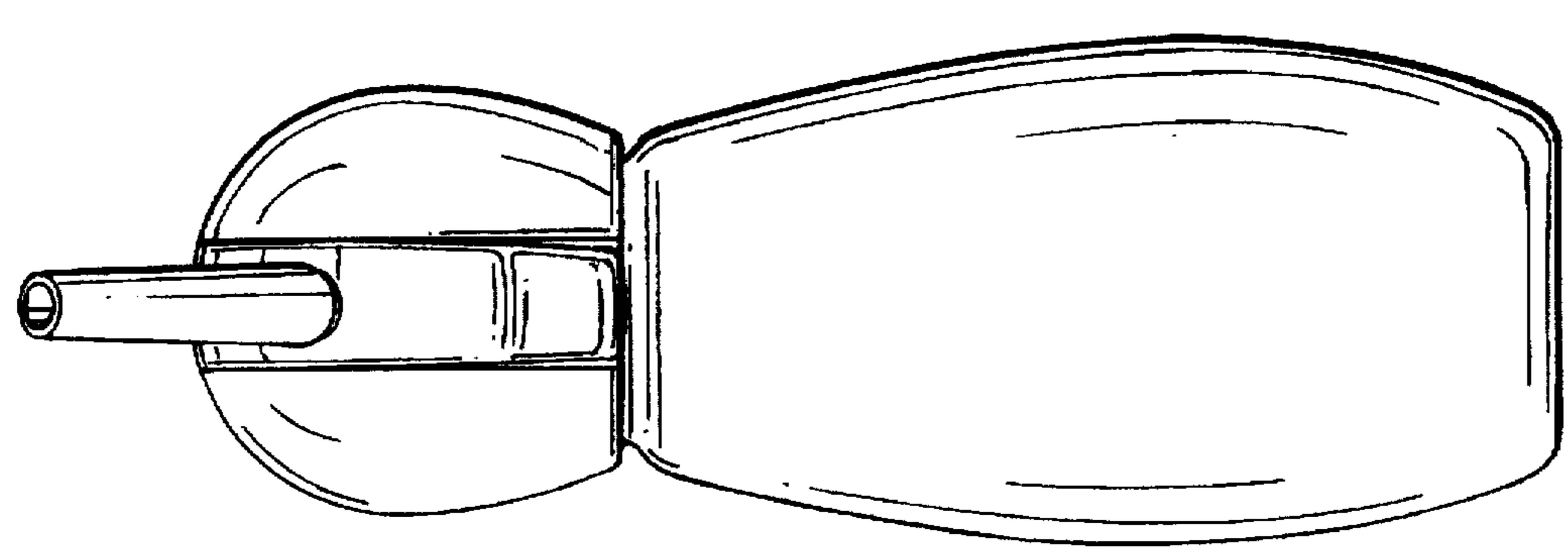


FIG. 3

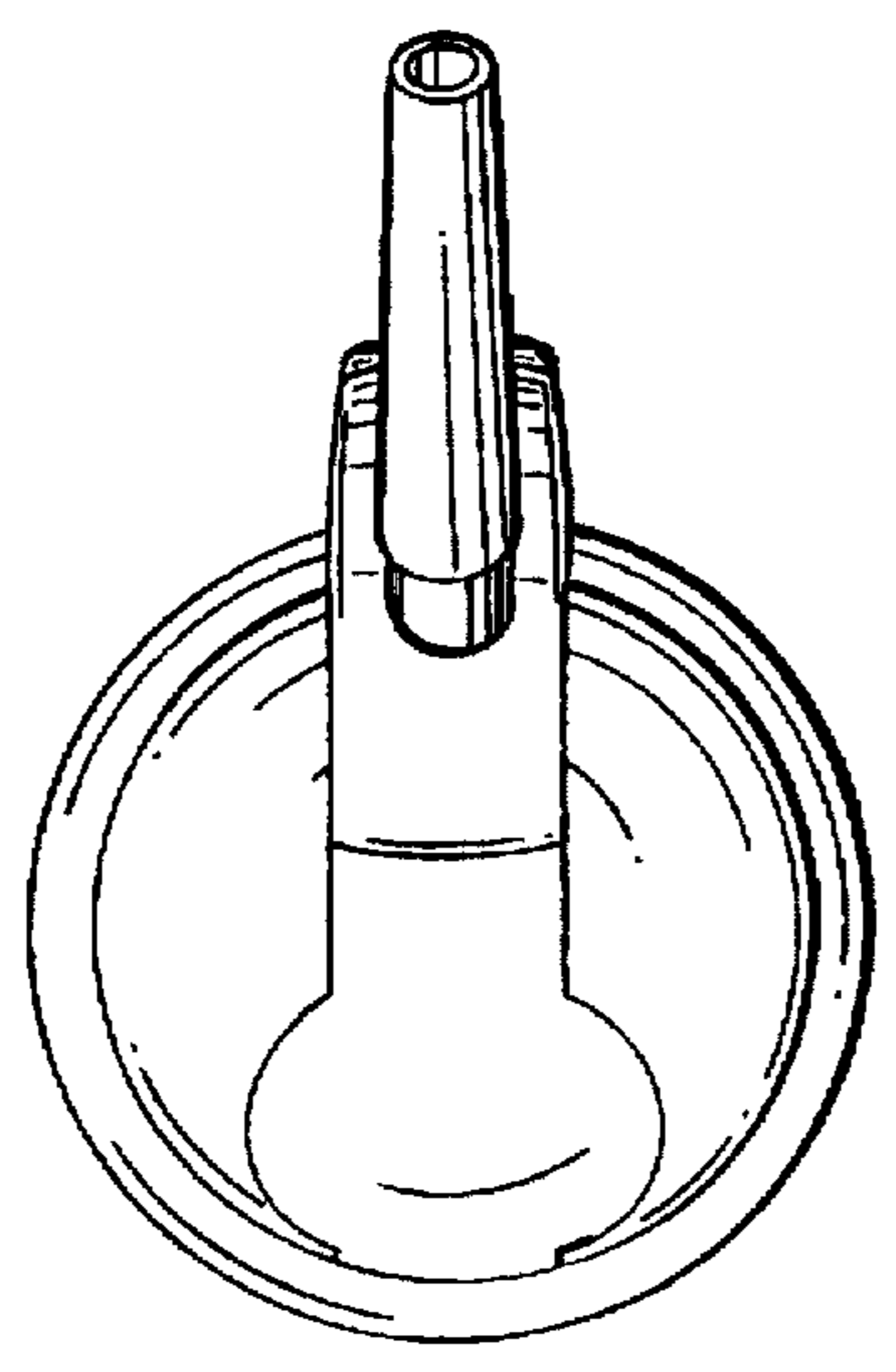


FIG. 6